

Luminaire

Code 90852L060
Name TEI L60W60 DCS 840 K3 HO

Measurem.

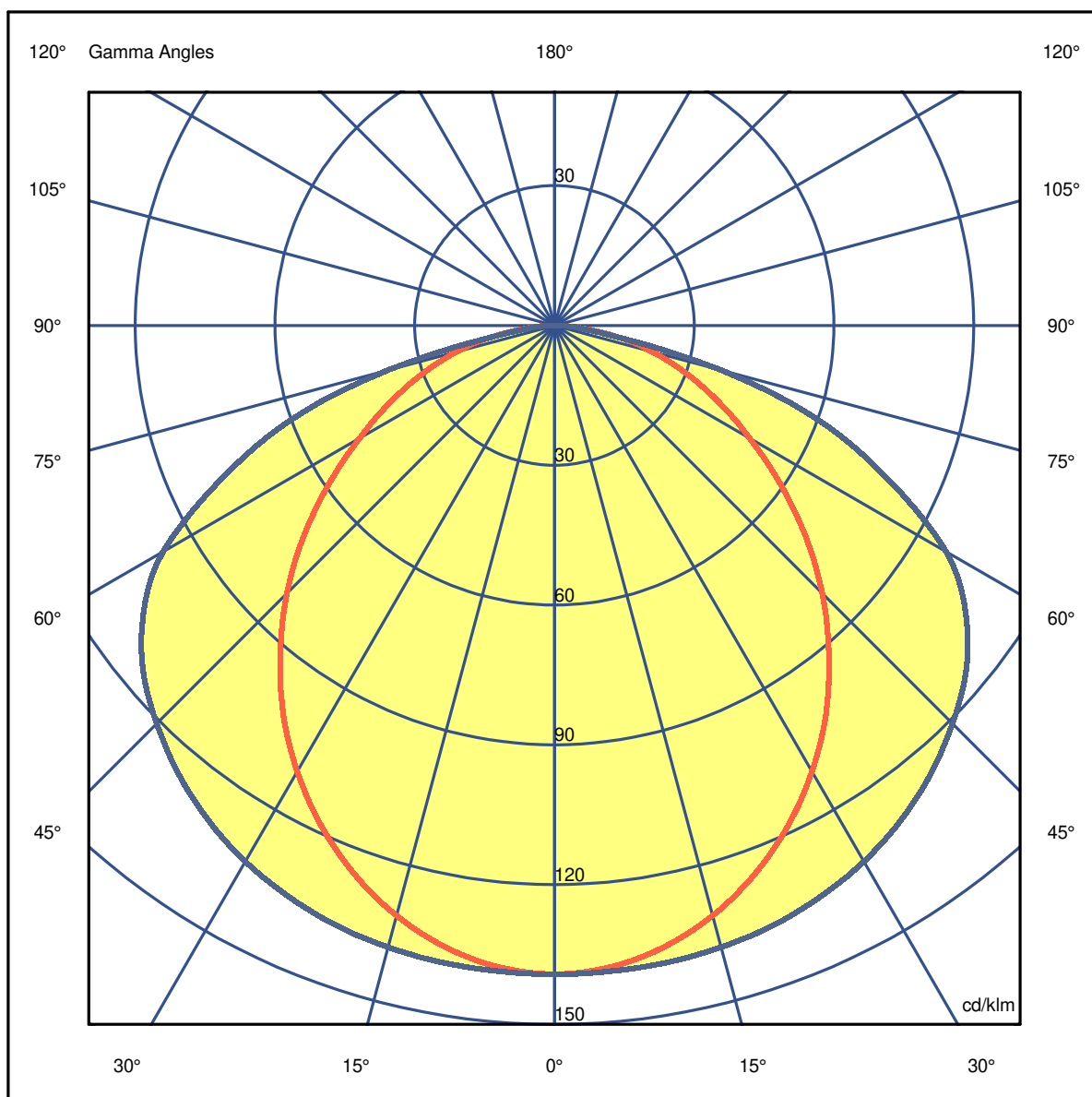
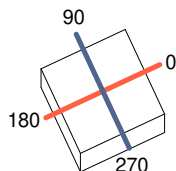
Code 17/8/2023
Name TEI L60W60 DCS 840 K3 HO

Luminaire Flux	3338 lm	Luminaire Power	43.3 W	Efficacy	77.123 lm/W	Efficiency	44.05%
Source Flux	7578 lm	Maximum value	139.30 cd/klm	Position	C=0.00 G=0.00	CG	Double Symmetrical

595mm x 595mm

C Halfplanes

180.0 ————— 0.0
270.0 ————— 90.0



Luminaire

Code 90852L060
Name TEI L60W60 DCS 840 K3 HO

Measurem.

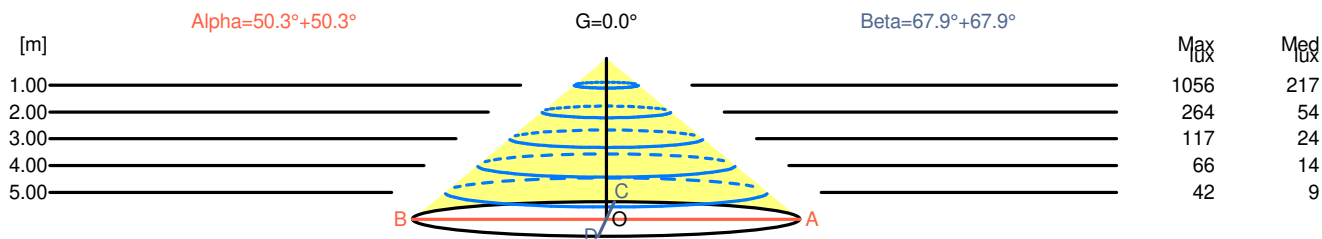
Code 17/8/2023
Name TEI L60W60 DCS 840 K3 HO

Luminaire Flux	3338 lm	Luminaire Power	43.3 W	Efficacy	77.123 lm/W	Efficiency	44.05%
Source Flux	7578 lm	Maximum value	139.30 cd/klm	Position	C=0.00 G=0.00	CG	Double Symmetrical

Width at 50.00 % of Max Intensity

H[m]	1.00	2.00	3.00	4.00	5.00	H[m]	1.00	2.00	3.00	4.00	5.00
OA	1.20	2.41	3.61	4.82	6.02	OC	2.46	4.92	7.37	9.83	12.29
OB	1.20	2.41	3.61	4.82	6.02	OD	2.46	4.92	7.37	9.83	12.29

	0	5	15	25	35	45	55	65	75	85
OA	1055.62	1047.28	993.48	897.99	769.92	616.09	447.86	294.78	164.44	39.41
OB	1055.62	1047.28	993.48	897.99	769.92	616.09	447.86	294.78	164.44	39.41
OC	1055.62	1054.10	1046.52	1024.55	982.11	915.42	816.91	603.97	281.14	35.62
OD	1055.62	1054.10	1046.52	1024.55	982.11	915.42	816.91	603.97	281.14	35.62



H[m]	D[m]	Max lux	Med lux	Alpha=50.3°+50.3°	G=0.0	
1.00	2.41	1056	217			
2.00	4.82	264	54			
3.00	7.22	117	24			
4.00	9.63	66	14			
5.00	12.04	42	9			

H[m]	D[m]	Max lux	Med lux	Beta=67.9°+67.9°	G=0.0	
1.00	4.92	1056	217			
2.00	9.83	264	54			
3.00	14.75	117	24			
4.00	19.67	66	14			
5.00	24.58	42	9			

Luminaire

Code 90852L060
Name TEI L60W60 DCS 840 K3 HO

Measurem.

Code 17/8/2023
Name TEI L60W60 DCS 840 K3 HO

Luminaire Flux	3338 lm	Luminaire Power	43.3 W	Efficacy	77.123 lm/W	Efficiency	44.05%
Source Flux	7578 lm	Maximum value	139.30 cd/klm	Position	C=0.00 G=0.00	CG	Double Symmetrical

UGR
S = 0.250

Reflectancies										
Ceiling/Cavity	0.7	0.7	0.5	0.5	0.3	0.7	0.7	0.5	0.5	0.3
Walls	0.5	0.3	0.5	0.3	0.3	0.5	0.3	0.5	0.3	0.3
Working Plane	0.2	0.2	0.2	0.2	0.2	0.2	0.2	0.2	0.2	0.2
Room Dimensions	Lateral View					Viewed Endwise				
x=2H y=2H	14.8	16.1	15.1	16.4	16.6	17.5	18.9	17.8	19.1	19.4
x=2H y=3H	16.0	17.2	16.3	17.5	17.8	19.2	20.4	19.5	20.7	20.9
x=2H y=4H	16.5	17.6	16.8	17.9	18.2	19.7	20.9	20.0	21.2	21.4
x=2H y=6H	16.8	17.8	17.1	18.2	18.5	19.8	20.9	20.2	21.2	21.5
x=2H y=8H	16.8	17.9	17.2	18.2	18.5	19.8	20.9	20.2	21.2	21.5
x=2H y=12H	16.9	17.9	17.3	18.2	18.5	19.8	20.8	20.2	21.1	21.5
x=4H y=2H	16.0	17.2	16.3	17.4	17.7	18.0	19.2	18.3	19.5	19.7
x=4H y=3H	17.5	18.5	17.9	18.8	19.1	19.9	20.9	20.3	21.2	21.5
x=4H y=4H	18.0	18.9	18.4	19.3	19.6	20.5	21.4	20.9	21.7	22.1
x=4H y=6H	18.4	19.2	18.8	19.6	19.9	20.7	21.5	21.1	21.8	22.2
x=4H y=8H	18.5	19.2	18.9	19.6	20.0	20.7	21.4	21.1	21.8	22.2
x=4H y=12H	18.5	19.1	19.0	19.6	20.0	20.7	21.3	21.1	21.7	22.2
x=8H y=4H	18.4	19.1	18.9	19.6	20.0	20.6	21.3	21.1	21.7	22.2
x=8H y=6H	18.9	19.5	19.4	19.9	20.4	20.8	21.4	21.3	21.9	22.3
x=8H y=8H	19.0	19.5	19.5	20.0	20.5	20.9	21.4	21.3	21.8	22.3
x=8H y=12H	19.1	19.5	19.6	20.0	20.5	20.9	21.3	21.3	21.8	22.3
x=12H y=4H	18.4	19.0	18.9	19.5	19.9	20.6	21.2	21.1	21.7	22.1
x=12H y=6H	18.9	19.4	19.4	19.8	20.3	20.8	21.3	21.3	21.8	22.3
x=12H y=8H	19.0	19.5	19.5	20.0	20.4	20.9	21.3	21.3	21.8	22.2

Luminaire

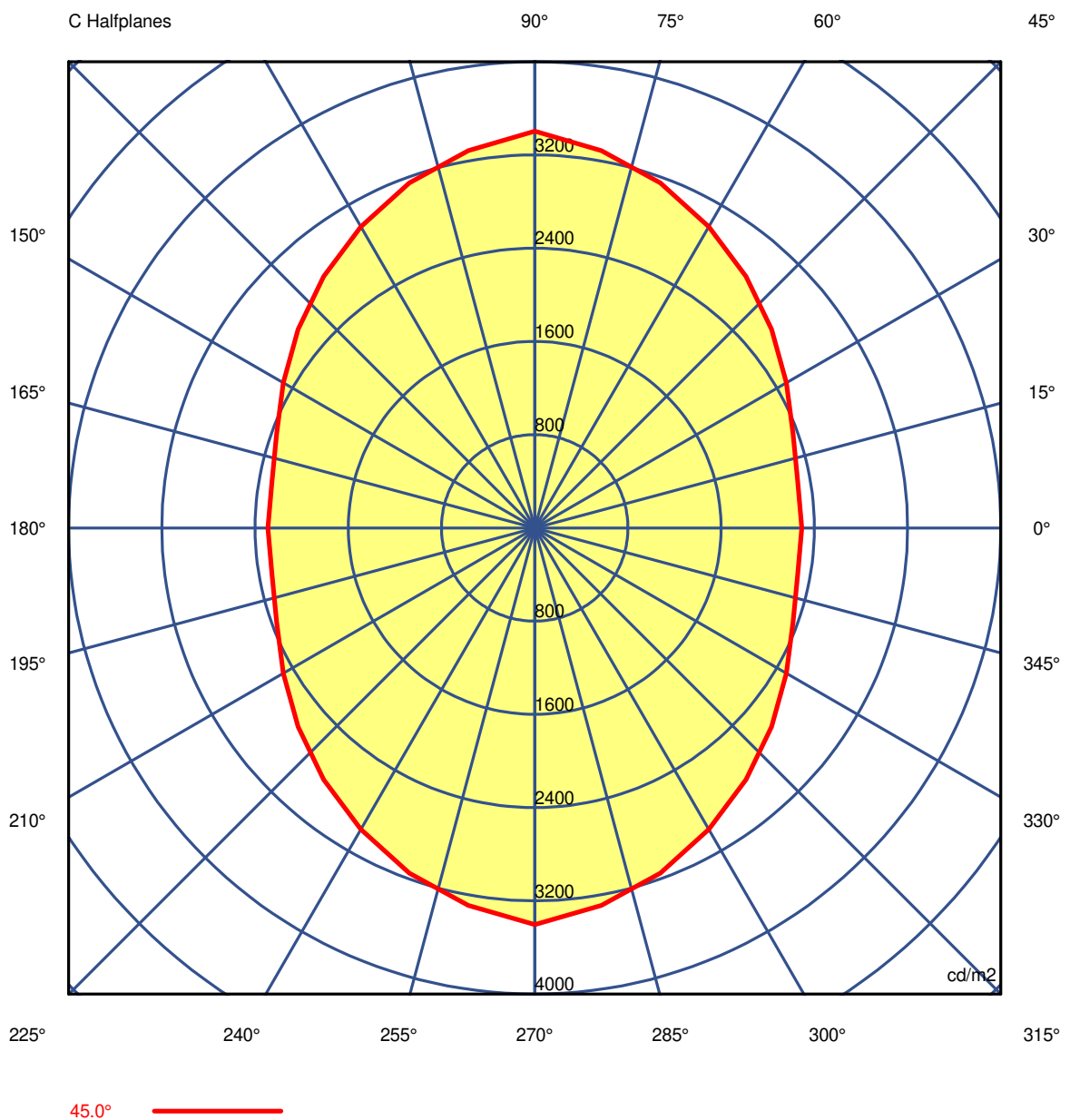
Code 90852L060
Name TEI L60W60 DCS 840 K3 HO

Measurem.

Code 17/8/2023
Name TEI L60W60 DCS 840 K3 HO

Luminaire Flux	3338 lm	Luminaire Power	43.3 W	Efficacy	77.123 lm/W	Efficiency	44.05%
Source Flux	7578 lm	Maximum value	139.30 cd/klm	Position	C=0.00 G=0.00	CG Double Symmetrical	

Luminance



Luminaire

Code 90852L060
Name TEI L60W60 DCS 840 K3 HO

Measurem.

Code 17/8/2023
Name TEI L60W60 DCS 840 K3 HO

Luminaire Flux	3338 lm		Luminaire Power		43.3 W		Efficacy		77.123 lm/W		Efficiency		44.05%	
Source Flux	7578 lm		Maximum value		139.30 cd/klm		Position		C=0.00 G=0.00		CG		Double Symmetrical	
Luminance cd/m2														
Table 1/3														
	C 0.00	C 10.00	C 20.00	C 30.00	C 40.00	C 50.00	C 60.00	C 70.00	C 80.00	C 90.00	C 100.00	C 110.00	C 120.00	
G 0.0	3238	3238	3238	3238	3238	3238	3238	3238	3238	3238	3238	3238	3238	
G 5.0	3178	3171	3166	3166	3167	3170	3175	3184	3192	3199	3192	3184	3175	
G 10.0	3105	3093	3088	3091	3099	3111	3127	3146	3164	3182	3164	3146	3127	
G 15.0	3020	3004	3002	3014	3033	3058	3089	3122	3152	3181	3152	3122	3089	
G 20.0	2925	2906	2907	2929	2964	3007	3057	3109	3155	3195	3155	3109	3057	
G 25.0	2820	2800	2807	2843	2895	2959	3031	3103	3165	3218	3165	3103	3031	
G 30.0	2706	2685	2701	2757	2831	2918	3013	3105	3183	3252	3183	3105	3013	
G 35.0	2582	2564	2591	2668	2768	2881	2999	3112	3209	3294	3209	3112	2999	
G 40.0	2439	2431	2478	2581	2709	2847	2989	3128	3244	3344	3244	3128	2989	
G 45.0	2291	2290	2358	2493	2653	2819	2986	3151	3289	3404	3289	3151	2986	
G 50.0	2121	2136	2232	2407	2597	2792	2988	3176	3337	3479	3337	3176	2988	
G 55.0	1935	1979	2113	2328	2549	2765	2980	3191	3371	3530	3371	3191	2980	
G 60.0	1747	1812	1981	2238	2487	2714	2929	3136	3323	3500	3323	3136	2929	
G 65.0	1577	1655	1851	2137	2387	2576	2725	2875	3039	3231	3039	2875	2725	
G 70.0	1404	1478	1697	1979	2123	2214	2334	2495	2673	2868	2673	2495	2334	
G 75.0	1202	1275	1449	1633	1658	1701	1827	1931	1999	2055	1999	1931	1827	
G 80.0	923	953	1035	1041	812	699	696	746	799	875	799	746	696	
G 85.0	478	425	375	334	326	329	341	363	391	432	391	363	341	
G 90.0	70	68	70	72	69	69	72	84	96	112	96	84	72	

Luminaire

Code 90852L060
Name TEI L60W60 DCS 840 K3 HO

Measurem.

Code 17/8/2023
Name TEI L60W60 DCS 840 K3 HO

Luminaire Flux	3338 lm		Luminaire Power		43.3 W		Efficacy		77.123 lm/W		Efficiency		44.05%	
Source Flux	7578 lm		Maximum value		139.30 cd/klm		Position		C=0.00 G=0.00		CG		Double Symmetrical	
Luminance cd/m2														
Table 2/3														
	C 130.00	C 140.00	C 150.00	C 160.00	C 170.00	C 180.00	C 190.00	C 200.00	C 210.00	C 220.00	C 230.00	C 240.00	C 250.00	
G 0.0	3238	3238	3238	3238	3238	3238	3238	3238	3238	3238	3238	3238	3238	
G 5.0	3170	3167	3166	3166	3171	3178	3171	3166	3166	3167	3170	3175	3184	
G 10.0	3111	3099	3091	3088	3093	3105	3093	3088	3091	3099	3111	3127	3146	
G 15.0	3058	3033	3014	3002	3004	3020	3004	3002	3014	3033	3058	3089	3122	
G 20.0	3007	2964	2929	2907	2906	2925	2906	2907	2929	2964	3007	3057	3109	
G 25.0	2959	2895	2843	2807	2800	2820	2800	2807	2843	2895	2959	3031	3103	
G 30.0	2918	2831	2757	2701	2685	2706	2685	2701	2757	2831	2918	3013	3105	
G 35.0	2881	2768	2668	2591	2564	2582	2564	2591	2668	2768	2881	2999	3112	
G 40.0	2847	2709	2581	2478	2431	2439	2431	2478	2581	2709	2847	2989	3128	
G 45.0	2819	2653	2493	2358	2290	2291	2290	2358	2493	2653	2819	2986	3151	
G 50.0	2792	2597	2407	2232	2136	2121	2136	2232	2407	2597	2792	2988	3176	
G 55.0	2765	2549	2328	2113	1979	1935	1979	2113	2328	2549	2765	2980	3191	
G 60.0	2714	2487	2238	1981	1812	1747	1812	1981	2238	2487	2714	2929	3136	
G 65.0	2576	2387	2137	1851	1655	1577	1655	1851	2137	2387	2576	2725	2875	
G 70.0	2214	2123	1979	1697	1478	1404	1478	1697	1979	2123	2214	2334	2495	
G 75.0	1701	1658	1633	1449	1275	1202	1275	1449	1633	1658	1701	1827	1931	
G 80.0	699	812	1041	1035	953	923	953	1035	1041	812	699	696	746	
G 85.0	329	326	334	375	425	478	425	375	334	326	329	341	363	
G 90.0	69	69	72	70	68	70	68	70	72	69	69	72	84	

Luminaire

Code 90852L060
Name TEI L60W60 DCS 840 K3 HO

Measurem.

Code 17/8/2023
Name TEI L60W60 DCS 840 K3 HO

Luminaire Flux	3338 lm	Luminaire Power	43.3 W	Efficacy	77.123 lm/W	Efficiency	44.05%
Source Flux	7578 lm	Maximum value	139.30 cd/klm	Position	C=0.00 G=0.00	CG	Double Symmetrical

Luminance cd/m2 Table 3/3

	C 260.00	C 270.00	C 280.00	C 290.00	C 300.00	C 310.00	C 320.00	C 330.00	C 340.00	C 350.00
G 0.0	3238	3238	3238	3238	3238	3238	3238	3238	3238	3238
G 5.0	3192	3199	3192	3184	3175	3170	3167	3166	3166	3171
G 10.0	3164	3182	3164	3146	3127	3111	3099	3091	3088	3093
G 15.0	3152	3181	3152	3122	3089	3058	3033	3014	3002	3004
G 20.0	3155	3195	3155	3109	3057	3007	2964	2929	2907	2906
G 25.0	3165	3218	3165	3103	3031	2959	2895	2843	2807	2800
G 30.0	3183	3252	3183	3105	3013	2918	2831	2757	2701	2685
G 35.0	3209	3294	3209	3112	2999	2881	2768	2668	2591	2564
G 40.0	3244	3344	3244	3128	2989	2847	2709	2581	2478	2431
G 45.0	3289	3404	3289	3151	2986	2819	2653	2493	2358	2290
G 50.0	3337	3479	3337	3176	2988	2792	2597	2407	2232	2136
G 55.0	3371	3530	3371	3191	2980	2765	2549	2328	2113	1979
G 60.0	3323	3500	3323	3136	2929	2714	2487	2238	1981	1812
G 65.0	3039	3231	3039	2875	2725	2576	2387	2137	1851	1655
G 70.0	2673	2868	2673	2495	2334	2214	2123	1979	1697	1478
G 75.0	1999	2055	1999	1931	1827	1701	1658	1633	1449	1275
G 80.0	799	875	799	746	696	699	812	1041	1035	953
G 85.0	391	432	391	363	341	329	326	334	375	425
G 90.0	96	112	96	84	72	69	69	72	70	68