

Luminaire

Code 90883L015

Name REBA 50 LITE /C LINE L1500 BGLARE 830 W

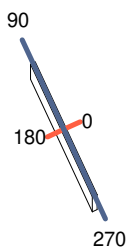
Measur.

Code 25/6/2024

Name REBA 50 LITE /C LINE L1500 BGLARE 830 W

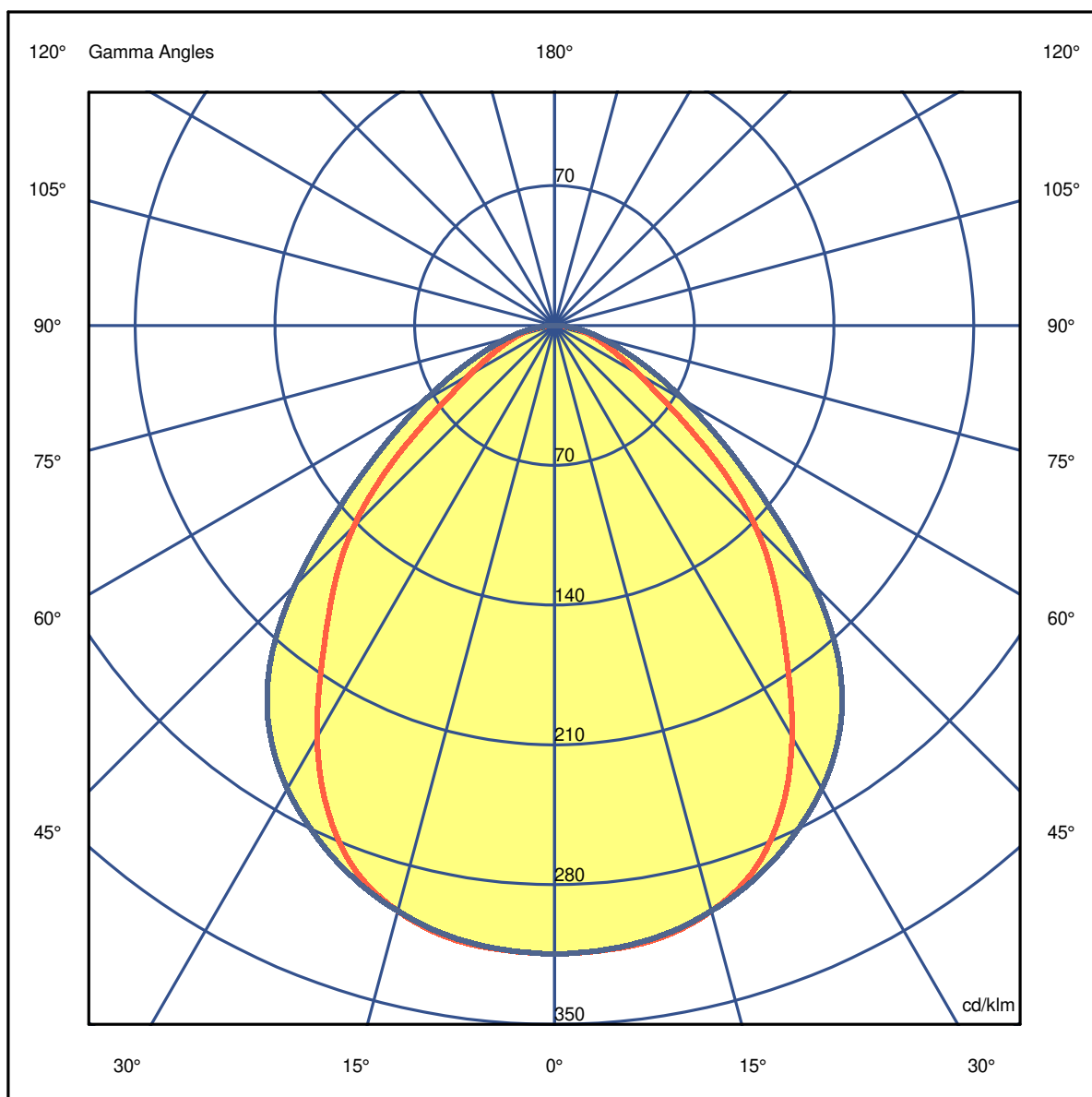
Luminaire Flux	2052 lm	Luminaire Power	18.6 W	Efficacy	110.624 lm/W	Efficiency	66.20%
Source Flux	3100 lm	Maximum value	314.70 cd/klm	Position	C=0.00 G=0.00	CG	Double Symmetrical

1402mm x 51mm



C Halfplanes

180.0 ————— 0.0
270.0 ————— 90.0



Luminaire

Code 90883L015

Name REBA 50 LITE /C LINE L1500 BGLARE 830 W

Measurem.

Code 25/6/2024

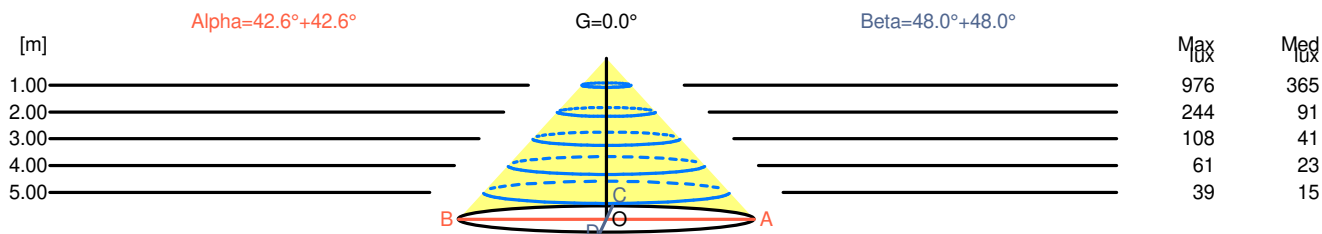
Name REBA 50 LITE /C LINE L1500 BGLARE 830 W

Luminaire Flux	2052 lm	Luminaire Power	18.6 W	Efficacy	110.624 lm/W	Efficiency	66.20%
Source Flux	3100 lm	Maximum value	314.70 cd/klm	Position	C=0.00 G=0.00	CG	Double Symmetrical

Width at 50.00 % of Max Intensity

H[m]	1.00	2.00	3.00	4.00	5.00	H[m]	1.00	2.00	3.00	4.00	5.00
OA	0.92	1.84	2.76	3.68	4.60	OC	1.11	2.22	3.33	4.44	5.54
OB	0.92	1.84	2.76	3.68	4.60	OD	1.11	2.22	3.33	4.44	5.54

	0	5	15	25	35	45	55	65	75	85
OA	975.57	972.47	940.85	832.35	628.06	441.13	215.45	109.43	57.97	17.05
OB	975.57	972.47	940.85	832.35	628.06	441.13	215.45	109.43	57.97	17.05
OC	975.57	971.54	940.85	875.44	771.28	569.78	321.47	164.92	75.02	20.46
OD	975.57	971.54	940.85	875.44	771.28	569.78	321.47	164.92	75.02	20.46



H[m]	D[m]	Max lux	Med lux	Alpha=42.6°+42.6°	G=0.0	
1.00	1.84	976	365			
2.00	3.68	244	91			
3.00	5.52	108	41			
4.00	7.35	61	23			
5.00	9.19	39	15			

H[m]	D[m]	Max lux	Med lux	Beta=48.0°+48.0°	G=0.0	
1.00	2.22	976	365			
2.00	4.44	244	91			
3.00	6.65	108	41			
4.00	8.87	61	23			
5.00	11.09	39	15			

Luminaire

Code 90883L015

Name REBA 50 LITE /C LINE L1500 BGLARE 830 W

Measurem.

Code 25/6/2024

Name REBA 50 LITE /C LINE L1500 BGLARE 830 W

Luminaire Flux	2052 lm	Luminaire Power	18.6 W	Efficacy	110.624 lm/W	Efficiency	66.20%
Source Flux	3100 lm	Maximum value	314.70 cd/klm	Position	C=0.00 G=0.00	CG	Double Symmetrical

UGR
S = 0.250

Reflectancies										
Ceiling/Cavity	0.7	0.7	0.5	0.5	0.3	0.7	0.7	0.5	0.5	0.3
Walls	0.5	0.3	0.5	0.3	0.3	0.5	0.3	0.5	0.3	0.3
Working Plane	0.2	0.2	0.2	0.2	0.2	0.2	0.2	0.2	0.2	0.2
Room Dimensions	Lateral View					Viewed Endwise				
x=2H y=2H	15.0	16.2	15.3	16.4	16.6	18.4	19.5	18.6	19.7	19.9
x=2H y=3H	15.3	16.4	15.6	16.6	16.9	19.0	20.1	19.4	20.3	20.6
x=2H y=4H	15.5	16.4	15.8	16.7	17.0	19.3	20.3	19.7	20.6	20.8
x=2H y=6H	15.5	16.4	15.9	16.7	17.0	19.5	20.4	19.8	20.7	21.0
x=2H y=8H	15.5	16.4	15.9	16.7	17.0	19.6	20.4	19.9	20.7	21.0
x=2H y=12H	15.5	16.3	15.9	16.6	16.9	19.6	20.4	19.9	20.7	21.0
x=4H y=2H	15.5	16.4	15.8	16.7	17.0	18.4	19.4	18.7	19.6	19.9
x=4H y=3H	15.9	16.7	16.3	17.0	17.3	19.2	20.0	19.5	20.3	20.6
x=4H y=4H	16.1	16.8	16.4	17.1	17.5	19.5	20.2	19.9	20.6	20.9
x=4H y=6H	16.2	16.8	16.6	17.2	17.5	19.8	20.4	20.2	20.8	21.1
x=4H y=8H	16.2	16.8	16.6	17.1	17.6	19.9	20.4	20.3	20.8	21.2
x=4H y=12H	16.2	16.7	16.6	17.1	17.5	19.9	20.4	20.4	20.8	21.3
x=8H y=4H	16.2	16.8	16.6	17.1	17.6	19.5	20.1	19.9	20.4	20.9
x=8H y=6H	16.4	16.8	16.8	17.2	17.7	19.8	20.2	20.2	20.7	21.1
x=8H y=8H	16.4	16.8	16.9	17.2	17.7	19.9	20.3	20.4	20.7	21.2
x=8H y=12H	16.4	16.8	16.9	17.2	17.7	20.0	20.3	20.4	20.8	21.3
x=12H y=4H	16.2	16.7	16.6	17.1	17.5	19.4	20.0	19.9	20.4	20.8
x=12H y=6H	16.4	16.8	16.8	17.2	17.7	19.8	20.2	20.2	20.6	21.1
x=12H y=8H	16.4	16.8	16.9	17.2	17.7	19.9	20.2	20.4	20.7	21.2

Luminaire

Code 90883L015

Name REBA 50 LITE /C LINE L1500 BGLARE 830 W

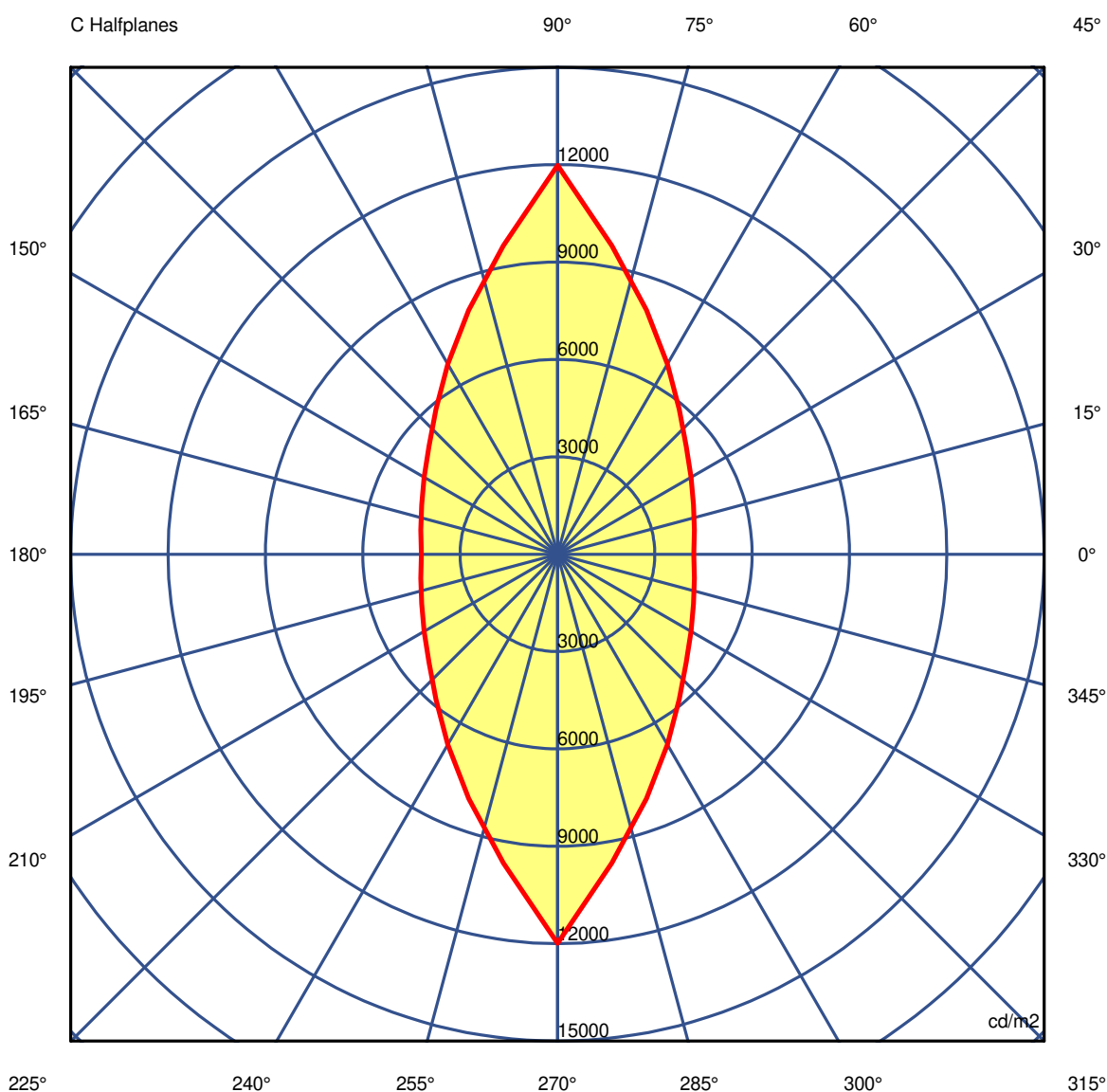
Measurem.

Code 25/6/2024

Name REBA 50 LITE /C LINE L1500 BGLARE 830 W

Luminaire Flux	2052 lm	Luminaire Power	18.6 W	Efficacy	110.624 lm/W	Efficiency	66.20%
Source Flux	3100 lm	Maximum value	314.70 cd/klm	Position	C=0.00 G=0.00	CG Double Symmetrical	

Luminance



45.0°

Luminaire

Code 90883L015

Name REBA 50 LITE /C LINE L1500 BGLARE 830 W

Measurem.

Code 25/6/2024

Name REBA 50 LITE /C LINE L1500 BGLARE 830 W

Luminaire Flux	2052 lm		Luminaire Power		18.6 W		Efficacy		110.624 lm/W		Efficiency		66.20%		
Source Flux	3100 lm		Maximum value		314.70 cd/klm		Position		C=0.00 G=0.00		CG		Double Symmetrical		
Luminance cd/m2														Table 1/3	
	C 0.00	C 10.00	C 20.00	C 30.00	C 40.00	C 50.00	C 60.00	C 70.00	C 80.00	C 90.00	C 100.00	C 110.00	C 120.00		
G 0.0	15127	15127	15127	15127	15127	15127	15127	15127	15127	15127	15127	15127	15127	15127	
G 5.0	13586	13599	13655	13752	13878	14040	14244	14488	14765	15066	14765	14488	14244	13586	
G 10.0	12341	12361	12450	12603	12811	13110	13491	13910	14413	15018	14413	13910	13491	12341	
G 15.0	11192	11226	11352	11570	11873	12261	12749	13357	14086	14932	14086	13357	12749	11192	
G 20.0	10087	10126	10280	10552	10938	11441	12060	12802	13716	14833	13716	12802	12060	10087	
G 25.0	8855	8913	9118	9474	9953	10570	11327	12206	13310	14685	13310	12206	11327	8855	
G 30.0	7535	7616	7853	8256	8806	9549	10482	11549	12846	14506	12846	11549	10482	7535	
G 35.0	6214	6278	6490	6895	7512	8336	9380	10680	12239	14175	12239	10680	9380	6214	
G 40.0	5162	5217	5399	5746	6288	7051	8090	9489	11226	13447	11226	9489	8090	5162	
G 45.0	4198	4283	4460	4750	5180	5834	6769	8008	9655	11982	9655	8008	6769	4198	
G 50.0	3080	3126	3268	3550	4013	4642	5440	6463	7854	9933	7854	6463	5440	3080	
G 55.0	2035	2071	2217	2549	2939	3465	4181	5080	6277	8190	6277	5080	4181	2035	
G 60.0	1442	1456	1547	1786	2113	2548	3124	3893	4953	6757	4953	3893	3124	1442	
G 65.0	1057	1071	1137	1295	1512	1836	2295	2883	3792	5542	3792	2883	2295	1057	
G 70.0	791	813	869	962	1093	1316	1661	2129	2910	4603	2910	2129	1661	791	
G 75.0	592	601	635	698	793	948	1191	1557	2222	3875	2222	1557	1191	592	
G 80.0	396	399	421	471	533	631	795	1068	1603	3230	1603	1068	795	396	
G 85.0	191	195	208	234	264	308	385	532	876	2444	876	532	385	191	
G 90.0	26	29	31	33	37	44	56	72	125	786	125	72	56	26	

Luminaire

Code 90883L015

Name REBA 50 LITE /C LINE L1500 BGLARE 830 W

Measurem.

Code 25/6/2024

Name REBA 50 LITE /C LINE L1500 BGLARE 830 W

Luminaire Flux	2052 lm		Luminaire Power		18.6 W		Efficacy		110.624 lm/W		Efficiency		66.20%	
Source Flux	3100 lm		Maximum value		314.70 cd/klm		Position		C=0.00 G=0.00		CG		Double Symmetrical	
Luminance cd/m2														
Table 2/3														
	C 130.00	C 140.00	C 150.00	C 160.00	C 170.00	C 180.00	C 190.00	C 200.00	C 210.00	C 220.00	C 230.00	C 240.00	C 250.00	
G 0.0	15127	15127	15127	15127	15127	15127	15127	15127	15127	15127	15127	15127	15127	
G 5.0	14040	13878	13752	13655	13599	13586	13599	13655	13752	13878	14040	14244	14488	
G 10.0	13110	12811	12603	12450	12361	12341	12361	12450	12603	12811	13110	13491	13910	
G 15.0	12261	11873	11570	11352	11226	11192	11226	11352	11570	11873	12261	12749	13357	
G 20.0	11441	10938	10552	10280	10126	10087	10126	10280	10552	10938	11441	12060	12802	
G 25.0	10570	9953	9474	9118	8913	8855	8913	9118	9474	9953	10570	11327	12206	
G 30.0	9549	8806	8256	7853	7616	7535	7616	7853	8256	8806	9549	10482	11549	
G 35.0	8336	7512	6895	6490	6278	6214	6278	6490	6895	7512	8336	9380	10680	
G 40.0	7051	6288	5746	5399	5217	5162	5217	5399	5746	6288	7051	8090	9489	
G 45.0	5834	5180	4750	4460	4283	4198	4283	4460	4750	5180	5834	6769	8008	
G 50.0	4642	4013	3550	3268	3126	3080	3126	3268	3550	4013	4642	5440	6463	
G 55.0	3465	2939	2549	2217	2071	2035	2071	2217	2549	2939	3465	4181	5080	
G 60.0	2548	2113	1786	1547	1456	1442	1456	1547	1786	2113	2548	3124	3893	
G 65.0	1836	1512	1295	1137	1071	1057	1071	1137	1295	1512	1836	2295	2883	
G 70.0	1316	1093	962	869	813	791	813	869	962	1093	1316	1661	2129	
G 75.0	948	793	698	635	601	592	601	635	698	793	948	1191	1557	
G 80.0	631	533	471	421	399	396	399	421	471	533	631	795	1068	
G 85.0	308	264	234	208	195	191	195	208	234	264	308	385	532	
G 90.0	44	37	33	31	29	26	29	31	33	37	44	56	72	

Luminaire

Code 90883L015

Name REBA 50 LITE /C LINE L1500 BGLARE 830 W

Measurem.

Code 25/6/2024

Name REBA 50 LITE /C LINE L1500 BGLARE 830 W

Luminaire Flux	2052 lm	Luminaire Power	18.6 W	Efficacy	110.624 lm/W	Efficiency	66.20%
Source Flux	3100 lm	Maximum value	314.70 cd/klm	Position	C=0.00 G=0.00	CG	Double Symmetrical

Luminance cd/m2 Table 3/3

	C 260.00	C 270.00	C 280.00	C 290.00	C 300.00	C 310.00	C 320.00	C 330.00	C 340.00	C 350.00
G 0.0	15127	15127	15127	15127	15127	15127	15127	15127	15127	15127
G 5.0	14765	15066	14765	14488	14244	14040	13878	13752	13655	13599
G 10.0	14413	15018	14413	13910	13491	13110	12811	12603	12450	12361
G 15.0	14086	14932	14086	13357	12749	12261	11873	11570	11352	11226
G 20.0	13716	14833	13716	12802	12060	11441	10938	10552	10280	10126
G 25.0	13310	14685	13310	12206	11327	10570	9953	9474	9118	8913
G 30.0	12846	14506	12846	11549	10482	9549	8806	8256	7853	7616
G 35.0	12239	14175	12239	10680	9380	8336	7512	6895	6490	6278
G 40.0	11226	13447	11226	9489	8090	7051	6288	5746	5399	5217
G 45.0	9655	11982	9655	8008	6769	5834	5180	4750	4460	4283
G 50.0	7854	9933	7854	6463	5440	4642	4013	3550	3268	3126
G 55.0	6277	8190	6277	5080	4181	3465	2939	2549	2217	2071
G 60.0	4953	6757	4953	3893	3124	2548	2113	1786	1547	1456
G 65.0	3792	5542	3792	2883	2295	1836	1512	1295	1137	1071
G 70.0	2910	4603	2910	2129	1661	1316	1093	962	869	813
G 75.0	2222	3875	2222	1557	1191	948	793	698	635	601
G 80.0	1603	3230	1603	1068	795	631	533	471	421	399
G 85.0	876	2444	876	532	385	308	264	234	208	195
G 90.0	125	786	125	72	56	44	37	33	31	29