

Luminaire

Code 90884L006

Name REBA 50 LITE LINE L0600 BLINE 830 W

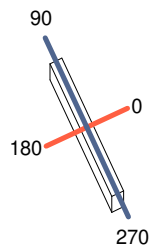
Measurem.

Code 25/6/2024

Name REBA 50 LITE LINE L0600 BLINE 830 W

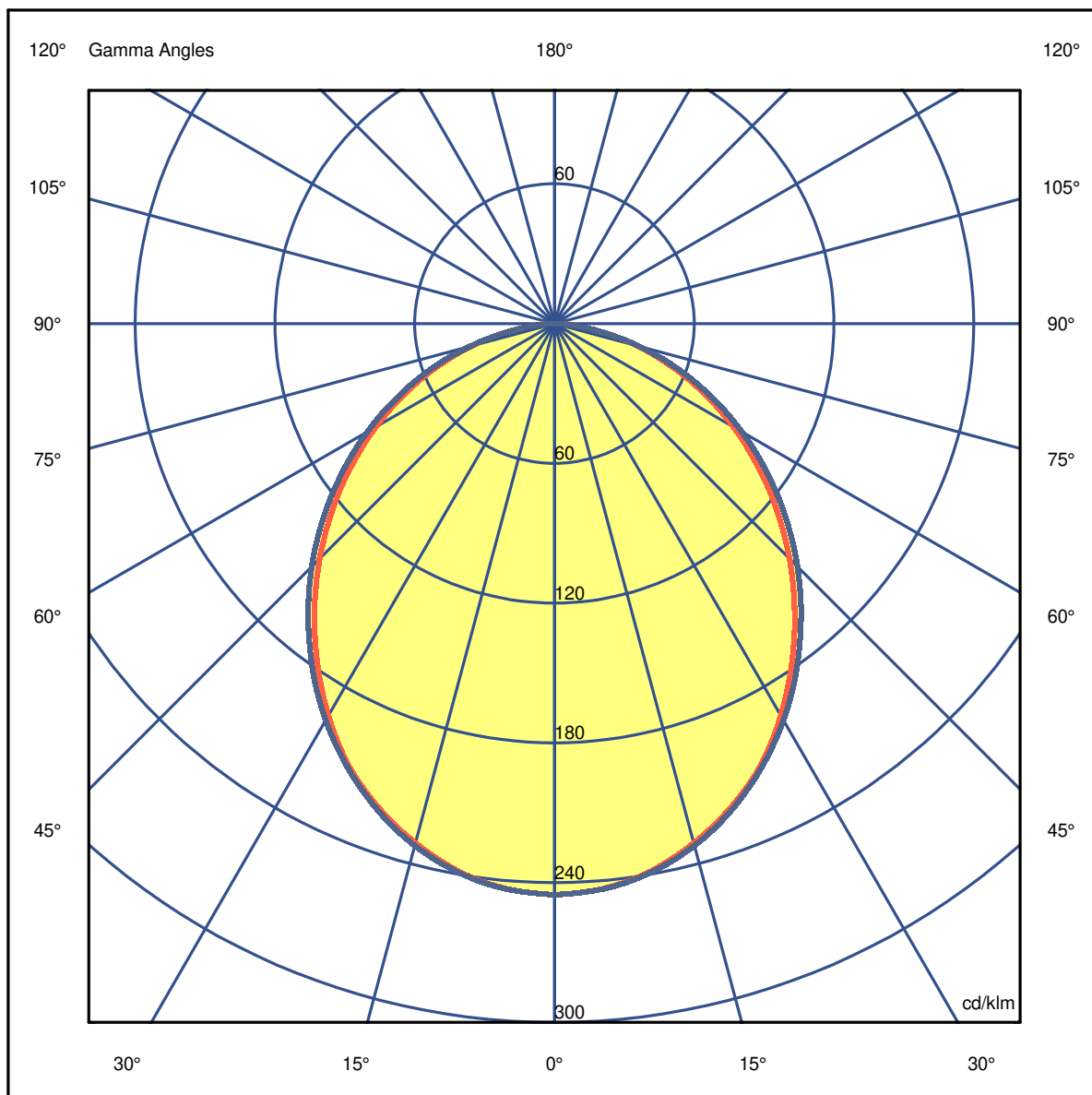
Luminaire Flux	1159 lm	Luminaire Power	12.0 W	Efficacy	96.775 lm/W	Efficiency	63.01%
Source Flux	1840 lm	Maximum value	245.10 cd/klm	Position	C=0.00 G=0.00	CG	Double Symmetrical

562mm x 51mm



C Halfplanes

180.0 ————— 0.0
270.0 ————— 90.0



Luminaire

Code 90884L006

Name REBA 50 LITE LINE L0600 BLINE 830 W

Measurem.

Code 25/6/2024

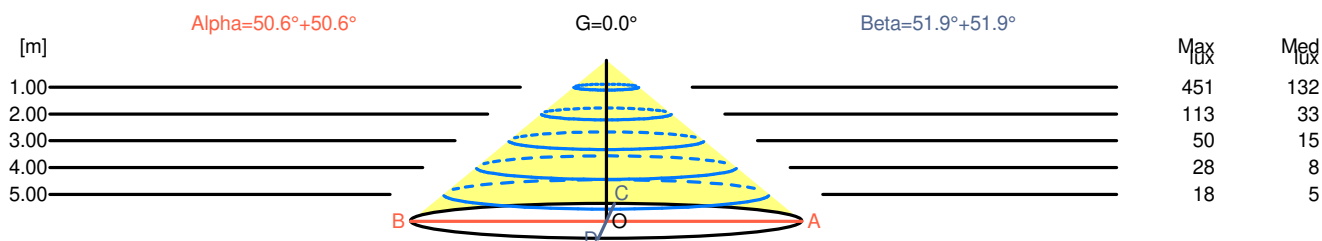
Name REBA 50 LITE LINE L0600 BLINE 830 W

Luminaire Flux	1159 lm	Luminaire Power	12.0 W	Efficacy	96.775 lm/W	Efficiency	63.01%
Source Flux	1840 lm	Maximum value	245.10 cd/klm	Position	C=0.00 G=0.00	CG	Double Symmetrical

Width at 50.00 % of Max Intensity

H[m]	1.00	2.00	3.00	4.00	5.00	H[m]	1.00	2.00	3.00	4.00	5.00
OA	1.22	2.43	3.65	4.86	6.08	OC	1.28	2.55	3.83	5.11	6.39
OB	1.22	2.43	3.65	4.86	6.08	OD	1.28	2.55	3.83	5.11	6.39

	0	5	15	25	35	45	55	65	75	85
OA	450.98	447.86	424.67	384.93	326.78	262.38	195.96	130.27	66.98	15.64
OB	450.98	447.86	424.67	384.93	326.78	262.38	195.96	130.27	66.98	15.64
OC	450.98	448.04	426.88	386.95	333.41	271.40	204.98	136.71	69.37	13.80
OD	450.98	448.04	426.88	386.95	333.41	271.40	204.98	136.71	69.37	13.80



H[m]	D[m]	Max lux	Med lux	Alpha=50.6°+50.6°	G=0.0	
1.00	2.43	451	132			
2.00	4.86	113	33			
3.00	7.30	50	15			
4.00	9.73	28	8			
5.00	12.16	18	5			

H[m]	D[m]	Max lux	Med lux	Beta=51.9°+51.9°	G=0.0	
1.00	2.55	451	132			
2.00	5.11	113	33			
3.00	7.66	50	15			
4.00	10.22	28	8			
5.00	12.77	18	5			

Luminaire

Code 90884L006
Name REBA 50 LITE LINE L0600 BLINE 830 W

Measurem.

Code 25/6/2024
Name REBA 50 LITE LINE L0600 BLINE 830 W

Luminaire Flux	1159 lm	Luminaire Power	12.0 W	Efficacy	96.775 lm/W	Efficiency	63.01%
Source Flux	1840 lm	Maximum value	245.10 cd/klm	Position	C=0.00 G=0.00	CG	Double Symmetrical

UGR
S = 0.250

Reflectancies										
Ceiling/Cavity	0.7	0.7	0.5	0.5	0.3	0.7	0.7	0.5	0.5	0.3
Walls	0.5	0.3	0.5	0.3	0.3	0.5	0.3	0.5	0.3	0.3
Working Plane	0.2	0.2	0.2	0.2	0.2	0.2	0.2	0.2	0.2	0.2
Room Dimensions	Lateral View					Viewed Endwise				
x=2H y=2H	18.0	19.3	18.3	19.5	19.7	19.9	21.2	20.2	21.4	21.7
x=2H y=3H	18.9	20.1	19.2	20.4	20.6	21.3	22.5	21.6	22.7	23.0
x=2H y=4H	19.2	20.3	19.5	20.6	20.9	21.8	22.9	22.1	23.2	23.4
x=2H y=6H	19.4	20.4	19.7	20.7	21.0	22.1	23.1	22.4	23.4	23.7
x=2H y=8H	19.4	20.4	19.7	20.7	21.0	22.1	23.1	22.5	23.4	23.7
x=2H y=12H	19.4	20.3	19.7	20.6	20.9	22.1	23.1	22.5	23.4	23.7
x=4H y=2H	18.6	19.7	18.9	20.0	20.3	20.2	21.3	20.5	21.6	21.9
x=4H y=3H	19.7	20.6	20.1	21.0	21.3	21.7	22.6	22.1	23.0	23.3
x=4H y=4H	20.1	20.9	20.5	21.2	21.6	22.3	23.1	22.7	23.4	23.8
x=4H y=6H	20.3	21.0	20.7	21.4	21.8	22.6	23.4	23.1	23.7	24.1
x=4H y=8H	20.3	21.0	20.8	21.4	21.8	22.7	23.4	23.2	23.8	24.2
x=4H y=12H	20.3	20.9	20.8	21.3	21.8	22.8	23.4	23.2	23.8	24.2
x=8H y=4H	20.3	20.9	20.7	21.3	21.8	22.3	23.0	22.8	23.4	23.8
x=8H y=6H	20.5	21.1	21.0	21.5	22.0	22.7	23.3	23.2	23.7	24.2
x=8H y=8H	20.6	21.1	21.1	21.5	22.0	22.9	23.3	23.3	23.8	24.3
x=8H y=12H	20.7	21.1	21.1	21.5	22.0	22.9	23.3	23.4	23.8	24.3
x=12H y=4H	20.3	20.9	20.7	21.3	21.7	22.3	22.9	22.8	23.3	23.7
x=12H y=6H	20.6	21.0	21.0	21.5	22.0	22.7	23.2	23.2	23.7	24.1
x=12H y=8H	20.7	21.1	21.1	21.5	22.0	22.9	23.3	23.4	23.8	24.3

Luminaire

Code 90884L006

Name REBA 50 LITE LINE L0600 BLINE 830 W

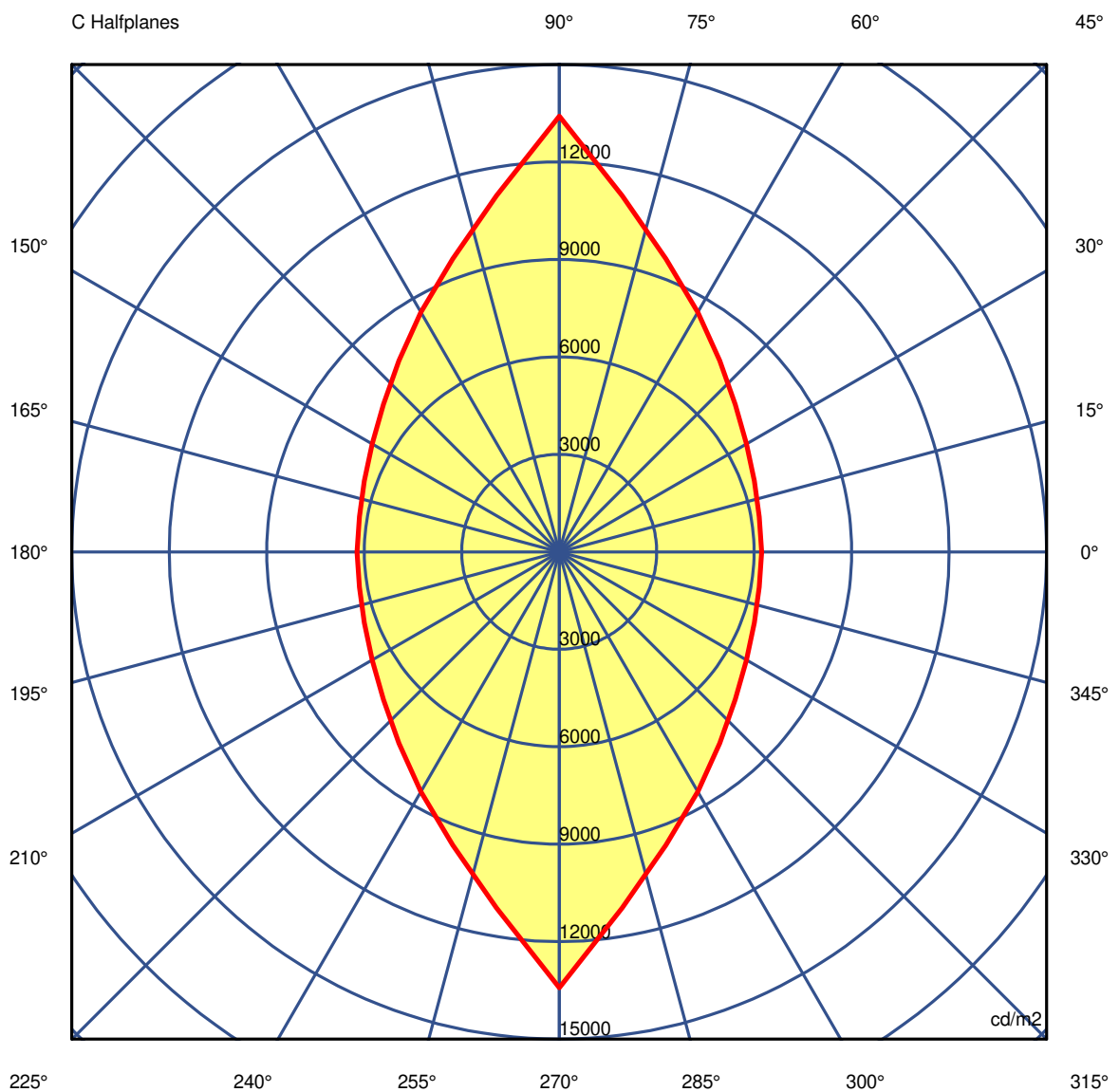
Measurem.

Code 25/6/2024

Name REBA 50 LITE LINE L0600 BLINE 830 W

Luminaire Flux	1159 lm	Luminaire Power	12.0 W	Efficacy	96.775 lm/W	Efficiency	63.01%
Source Flux	1840 lm	Maximum value	245.10 cd/klm	Position	C=0.00 G=0.00	CG	Double Symmetrical

Luminance



45.0°

Luminaire

Code 90884L006

Name REBA 50 LITE LINE L0600 BLINE 830 W

Measurem.

Code 25/6/2024

Name REBA 50 LITE LINE L0600 BLINE 830 W

Luminaire Flux	1159 lm		Luminaire Power		12.0 W		Efficacy		96.775 lm/W		Efficiency		63.01%	
Source Flux	1840 lm		Maximum value		245.10 cd/klm		Position		C=0.00 G=0.00		CG		Double Symmetrical	
Luminance cd/m2														
Table 1/3														
	C 0.00	C 10.00	C 20.00	C 30.00	C 40.00	C 50.00	C 60.00	C 70.00	C 80.00	C 90.00	C 100.00	C 110.00	C 120.00	
G 0.0	17445	17445	17445	17445	17445	17445	17445	17445	17445	17445	17445	17445	17445	
G 5.0	15609	15615	15667	15765	15911	16101	16333	16609	16913	17236	16913	16609	16333	
G 10.0	14020	14026	14113	14280	14528	14857	15268	15760	16326	16961	16326	15760	15268	
G 15.0	12602	12608	12719	12936	13253	13686	14239	14904	15695	16620	15695	14904	14239	
G 20.0	11356	11362	11482	11717	12073	12568	13217	14027	15014	16200	15014	14027	13217	
G 25.0	10216	10219	10349	10608	10983	11507	12218	13140	14297	15732	14297	13140	12218	
G 30.0	9109	9119	9260	9547	9962	10515	11254	12256	13556	15219	13556	12256	11254	
G 35.0	8065	8078	8226	8521	8966	9552	10331	11372	12767	14649	12767	11372	10331	
G 40.0	7115	7132	7272	7549	7988	8606	9424	10485	11954	14036	11954	10485	9424	
G 45.0	6229	6244	6382	6654	7072	7686	8521	9596	11130	13415	11130	9596	8521	
G 50.0	5401	5416	5547	5803	6196	6777	7591	8686	10285	12731	10285	8686	7591	
G 55.0	4616	4632	4738	4960	5342	5883	6639	7762	9412	11995	9412	7762	6639	
G 60.0	3874	3882	3989	4202	4528	5017	5744	6823	8448	11148	8448	6823	5744	
G 65.0	3140	3149	3241	3424	3710	4144	4799	5802	7374	10182	7374	5802	4799	
G 70.0	2420	2425	2496	2649	2883	3242	3799	4672	6129	9011	6129	4672	3799	
G 75.0	1706	1712	1769	1879	2052	2322	2751	3451	4684	7414	4684	3451	2751	
G 80.0	1025	1029	1062	1127	1236	1404	1672	2130	3011	5285	3011	2130	1672	
G 85.0	436	440	456	484	524	591	704	903	1325	2759	1325	903	704	
G 90.0	109	118	124	126	127	133	153	192	281	733	281	192	153	

Luminaire

Code 90884L006

Name REBA 50 LITE LINE L0600 BLINE 830 W

Measurem.

Code 25/6/2024

Name REBA 50 LITE LINE L0600 BLINE 830 W

Luminaire Flux	1159 lm		Luminaire Power		12.0 W		Efficacy		96.775 lm/W		Efficiency		63.01%	
Source Flux	1840 lm		Maximum value		245.10 cd/klm		Position		C=0.00 G=0.00		CG		Double Symmetrical	
Luminance cd/m2														
Table 2/3														
	C 130.00	C 140.00	C 150.00	C 160.00	C 170.00	C 180.00	C 190.00	C 200.00	C 210.00	C 220.00	C 230.00	C 240.00	C 250.00	
G 0.0	17445	17445	17445	17445	17445	17445	17445	17445	17445	17445	17445	17445	17445	
G 5.0	16101	15911	15765	15667	15615	15609	15615	15667	15765	15911	16101	16333	16609	
G 10.0	14857	14528	14280	14113	14026	14020	14026	14113	14280	14528	14857	15268	15760	
G 15.0	13686	13253	12936	12719	12608	12602	12608	12719	12936	13253	13686	14239	14904	
G 20.0	12568	12073	11717	11482	11362	11356	11362	11482	11717	12073	12568	13217	14027	
G 25.0	11507	10983	10608	10349	10219	10216	10219	10349	10608	10983	11507	12218	13140	
G 30.0	10515	9962	9547	9260	9119	9109	9119	9260	9547	9962	10515	11254	12256	
G 35.0	9552	8966	8521	8226	8078	8065	8078	8226	8521	8966	9552	10331	11372	
G 40.0	8606	7988	7549	7272	7132	7115	7132	7272	7549	7988	8606	9424	10485	
G 45.0	7686	7072	6654	6382	6244	6229	6244	6382	6654	7072	7686	8521	9596	
G 50.0	6777	6196	5803	5547	5416	5401	5416	5547	5803	6196	6777	7591	8686	
G 55.0	5883	5342	4960	4738	4632	4616	4632	4738	4960	5342	5883	6639	7762	
G 60.0	5017	4528	4202	3989	3882	3874	3882	3989	4202	4528	5017	5744	6823	
G 65.0	4144	3710	3424	3241	3149	3140	3149	3241	3424	3710	4144	4799	5802	
G 70.0	3242	2883	2649	2496	2425	2420	2425	2496	2649	2883	3242	3799	4672	
G 75.0	2322	2052	1879	1769	1712	1706	1712	1769	1879	2052	2322	2751	3451	
G 80.0	1404	1236	1127	1062	1029	1025	1029	1062	1127	1236	1404	1672	2130	
G 85.0	591	524	484	456	440	436	440	456	484	524	591	704	903	
G 90.0	133	127	126	124	118	109	118	124	126	127	133	153	192	

Luminaire

Code 90884L006

Name REBA 50 LITE LINE L0600 BLINE 830 W

Measurem.

Code 25/6/2024

Name REBA 50 LITE LINE L0600 BLINE 830 W

Luminaire Flux	1159 lm	Luminaire Power	12.0 W	Efficacy	96.775 lm/W	Efficiency	63.01%
Source Flux	1840 lm	Maximum value	245.10 cd/klm	Position	C=0.00 G=0.00	CG	Double Symmetrical

Luminance cd/m2 Table 3/3

	C 260.00	C 270.00	C 280.00	C 290.00	C 300.00	C 310.00	C 320.00	C 330.00	C 340.00	C 350.00
G 0.0	17445	17445	17445	17445	17445	17445	17445	17445	17445	17445
G 5.0	16913	17236	16913	16609	16333	16101	15911	15765	15667	15615
G 10.0	16326	16961	16326	15760	15268	14857	14528	14280	14113	14026
G 15.0	15695	16620	15695	14904	14239	13686	13253	12936	12719	12608
G 20.0	15014	16200	15014	14027	13217	12568	12073	11717	11482	11362
G 25.0	14297	15732	14297	13140	12218	11507	10983	10608	10349	10219
G 30.0	13556	15219	13556	12256	11254	10515	9962	9547	9260	9119
G 35.0	12767	14649	12767	11372	10331	9552	8966	8521	8226	8078
G 40.0	11954	14036	11954	10485	9424	8606	7988	7549	7272	7132
G 45.0	11130	13415	11130	9596	8521	7686	7072	6654	6382	6244
G 50.0	10285	12731	10285	8686	7591	6777	6196	5803	5547	5416
G 55.0	9412	11995	9412	7762	6639	5883	5342	4960	4738	4632
G 60.0	8448	11148	8448	6823	5744	5017	4528	4202	3989	3882
G 65.0	7374	10182	7374	5802	4799	4144	3710	3424	3241	3149
G 70.0	6129	9011	6129	4672	3799	3242	2883	2649	2496	2425
G 75.0	4684	7414	4684	3451	2751	2322	2052	1879	1769	1712
G 80.0	3011	5285	3011	2130	1672	1404	1236	1127	1062	1029
G 85.0	1325	2759	1325	903	704	591	524	484	456	440
G 90.0	281	733	281	192	153	133	127	126	124	118