

Luminaire

Code 90280L016

Name 6TH ELEMENT D/I D140 930 50°/50°

Measur.

Code 31/1/2023

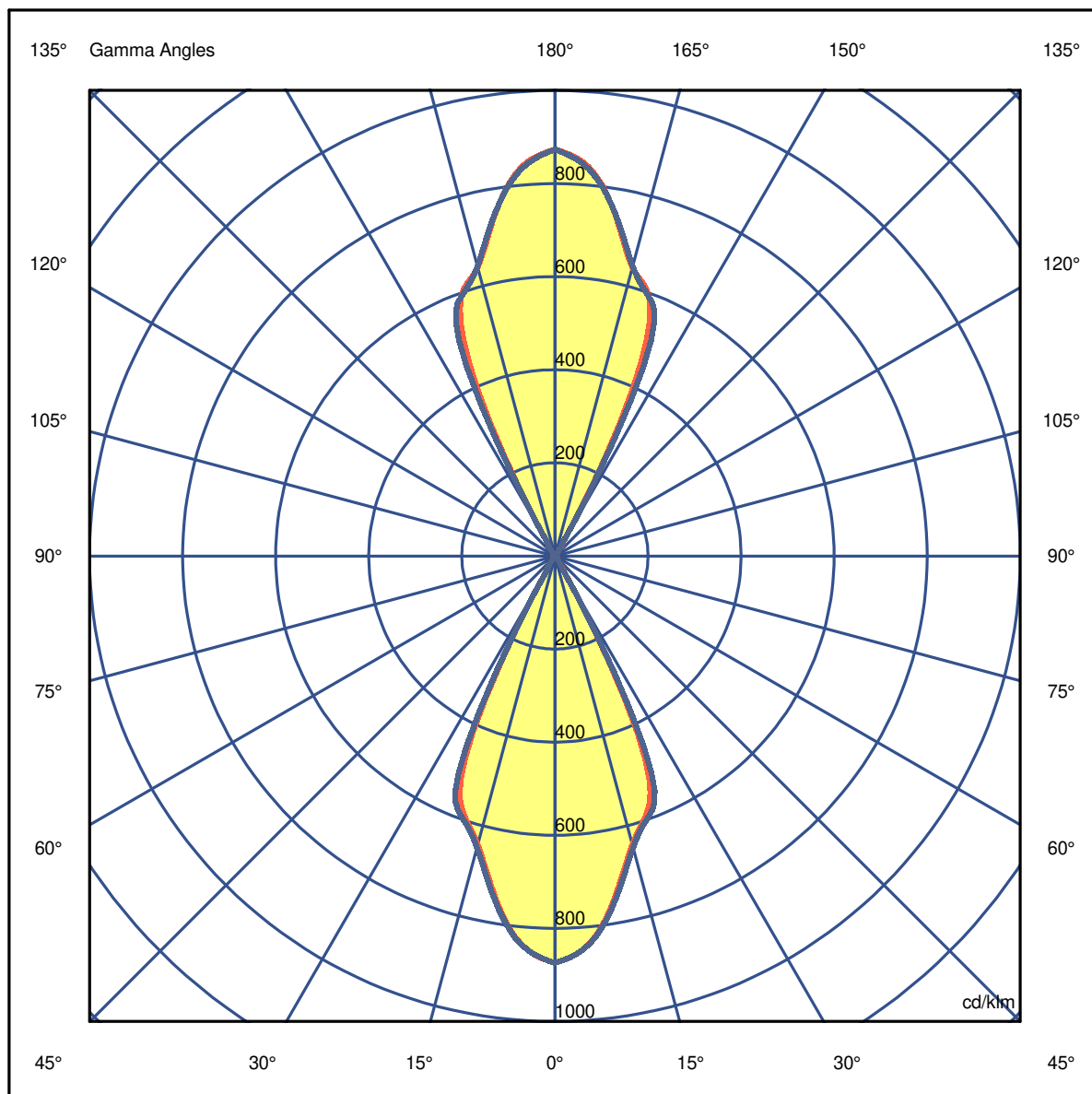
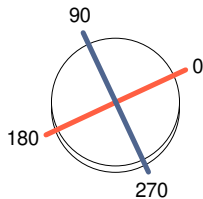
Name 6TH ELEMENT D/I D140 930 50°/50°

Luminaire Flux	2125 lm	Luminaire Power	17.2 W	Efficacy	123.545 lm/W	Efficiency	90.81%
Source Flux	2340 lm	Maximum value	873.90 cd/klm	Position	C=0.00 G=0.00	CG	Double Symmetrical

Diam=140mm

C Halfplanes

180.0 ——— 0.0
270.0 ——— 90.0



Luminaire

Code 90280L016

Name 6TH ELEMENT D/I D140 930 50°/50°

Measurem.

Code 31/1/2023

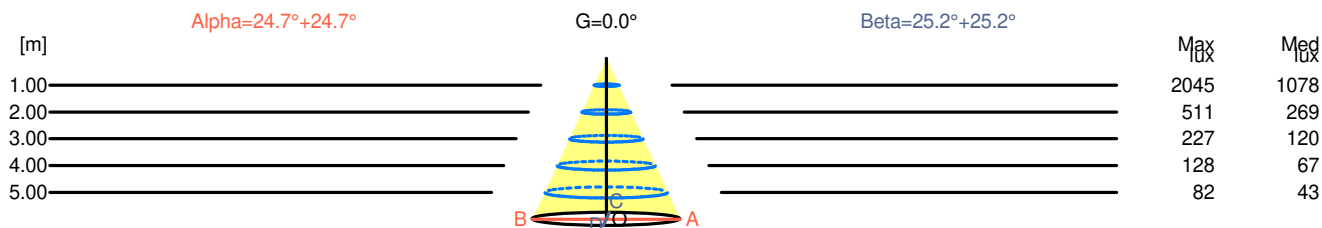
Name 6TH ELEMENT D/I D140 930 50°/50°

Luminaire Flux	2125 lm	Luminaire Power	17.2 W	Efficacy	123.545 lm/W	Efficiency	90.81%
Source Flux	2340 lm	Maximum value	873.90 cd/klm	Position	C=0.00 G=0.00	CG	Double Symmetrical

Width at 50.00 % of Max Intensity

H[m]	1.00	2.00	3.00	4.00	5.00	H[m]	1.00	2.00	3.00	4.00	5.00
OA	0.46	0.92	1.38	1.84	2.30	OC	0.47	0.94	1.41	1.88	2.35
OB	0.46	0.92	1.38	1.84	2.30	OD	0.47	0.94	1.41	1.88	2.35

	0	5	15	25	35	45	55	65	75	85
OA	2044.93	1957.88	1501.81	977.42	29.48	14.27	10.30	7.96	5.62	3.51
OB	2044.93	1957.88	1501.81	977.42	29.48	14.27	10.30	7.96	5.62	3.51
OC	2044.93	1959.52	1516.79	1056.98	31.82	12.40	9.83	8.66	5.62	3.74
OD	2044.93	1959.52	1516.79	1056.98	31.82	12.40	9.83	8.66	5.62	3.74



H[m]	D[m]	Max lux	Med lux	Alpha=24.7°+24.7°	G=0.0	
1.00	0.92	2045	1078			
2.00	1.84	511	269			
3.00	2.76	227	120			
4.00	3.67	128	67			
5.00	4.59	82	43			

H[m]	D[m]	Max lux	Med lux	Beta=25.2°+25.2°	G=0.0	
1.00	0.94	2045	1078			
2.00	1.88	511	269			
3.00	2.82	227	120			
4.00	3.76	128	67			
5.00	4.70	82	43			

Luminaire

Code 90280L016

Name 6TH ELEMENT D/I D140 930 50°/50°

Measurement

Code 31/1/2023

Name 6TH ELEMENT D/I D140 930 50°/50°

Luminaire Flux	2125 lm	Luminaire Power	17.2 W	Efficacy	123.545 lm/W	Efficiency	90.81%
Source Flux	2340 lm	Maximum value	873.90 cd/klm	Position	C=0.00 G=0.00	CG	Double Symmetrical

UGR
S = 0.250

Reflectancies										
Ceiling/Cavity	0.7	0.7	0.5	0.5	0.3	0.7	0.7	0.5	0.5	0.3
Walls	0.5	0.3	0.5	0.3	0.3	0.5	0.3	0.5	0.3	0.3
Working Plane	0.2	0.2	0.2	0.2	0.2	0.2	0.2	0.2	0.2	0.2
Room Dimensions										
Room Dimensions	Lateral View					Viewed Endwise				
x=2H y=2H	3.2	3.8	4.1	4.6	5.7	2.6	3.2	3.5	4.0	5.0
x=2H y=3H	4.2	4.8	5.1	5.6	6.7	4.0	4.5	4.9	5.3	6.4
x=2H y=4H	4.7	5.2	5.6	6.0	7.2	4.5	5.0	5.4	5.9	7.0
x=2H y=6H	5.4	5.8	6.3	6.8	7.9	5.7	6.2	6.7	7.1	8.2
x=2H y=8H	5.7	6.2	6.7	7.1	8.2	6.2	6.6	7.2	7.5	8.7
x=2H y=12H	5.9	6.3	6.9	7.2	8.4	6.4	6.8	7.4	7.7	8.9
x=4H y=2H	3.3	3.8	4.2	4.6	5.8	2.8	3.3	3.7	4.1	5.3
x=4H y=3H	4.2	4.6	5.2	5.6	6.8	4.2	4.6	5.2	5.6	6.7
x=4H y=4H	4.7	5.1	5.7	6.0	7.2	4.9	5.2	5.8	6.1	7.4
x=4H y=6H	5.8	6.1	6.8	7.1	8.3	6.4	6.7	7.4	7.7	8.9
x=4H y=8H	6.3	6.6	7.3	7.6	8.9	7.1	7.3	8.1	8.3	9.6
x=4H y=12H	6.6	6.8	7.6	7.8	9.1	7.3	7.6	8.3	8.5	9.8
x=8H y=4H	4.7	5.0	5.7	6.0	7.2	4.8	5.1	5.8	6.0	7.3
x=8H y=6H	6.1	6.3	7.2	7.4	8.7	6.6	6.8	7.6	7.8	9.1
x=8H y=8H	6.8	6.9	7.8	8.0	9.3	7.3	7.5	8.4	8.5	9.9
x=8H y=12H	7.1	7.3	8.2	8.3	9.6	7.7	7.9	8.8	8.9	10.2
x=12H y=4H	4.7	5.0	5.7	6.0	7.3	4.8	5.1	5.8	6.1	7.4
x=12H y=6H	6.2	6.4	7.3	7.4	8.7	6.7	6.8	7.7	7.9	9.2
x=12H y=8H	6.9	7.0	7.9	8.0	9.4	7.4	7.6	8.5	8.6	10.0

Luminaire

Code 90280L016

Name 6TH ELEMENT D/I D140 930 50°/50°

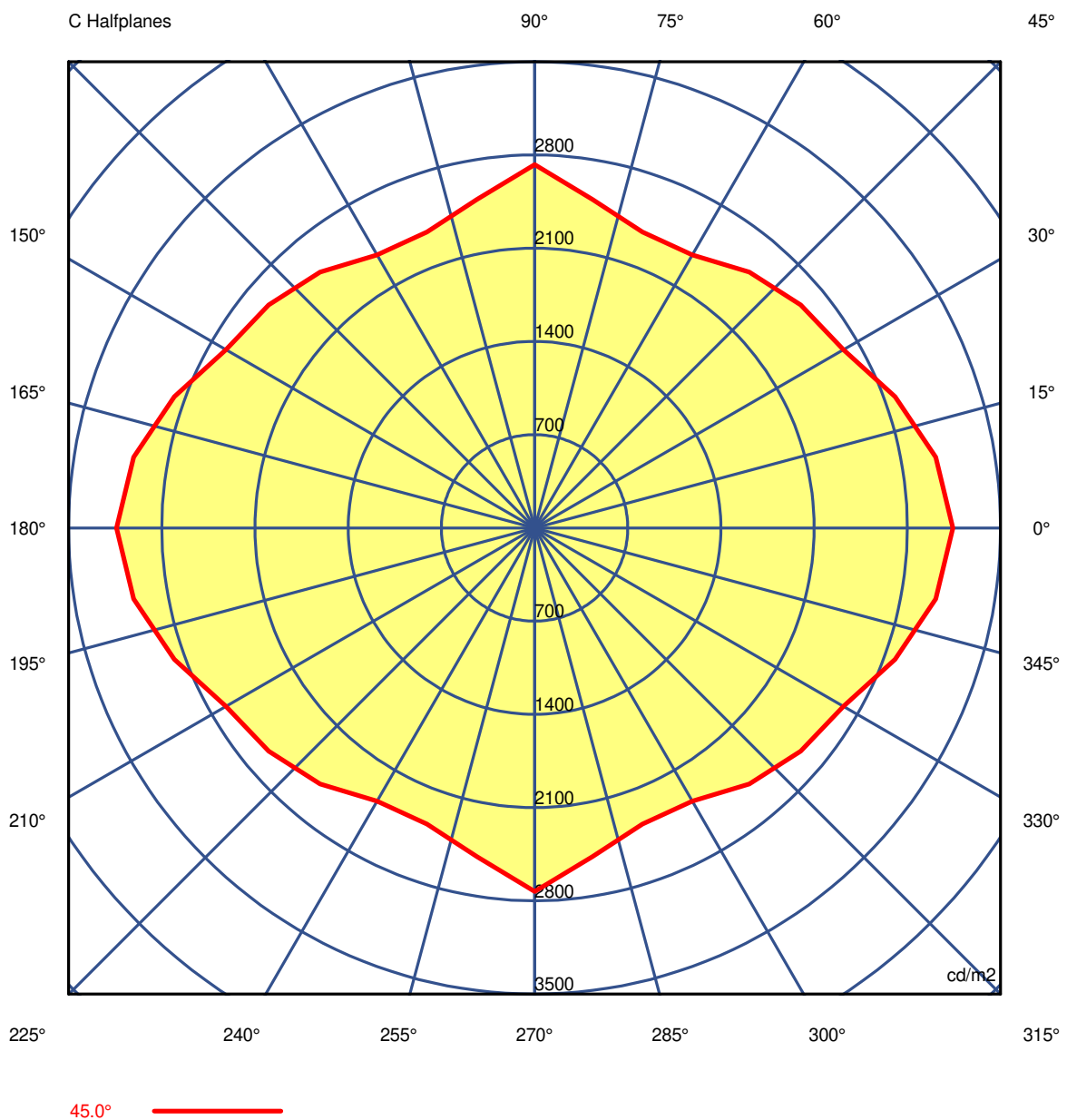
Measurem.

Code 31/1/2023

Name 6TH ELEMENT D/I D140 930 50°/50°

Luminaire Flux	2125 lm	Luminaire Power	17.2 W	Efficacy	123.545 lm/W	Efficiency	90.81%
Source Flux	2340 lm	Maximum value	873.90 cd/klm	Position	C=0.00 G=0.00	CG Double Symmetrical	

Luminance



Luminaire

Code 90280L016

Name 6TH ELEMENT D/I D140 930 50°/50°

Measur.

Code 31/1/2023

Name 6TH ELEMENT D/I D140 930 50°/50°

Luminaire Flux	2125 lm		Luminaire Power		17.2 W		Efficacy		123.545 lm/W		Efficiency		90.81%	
Source Flux	2340 lm		Maximum value		873.90 cd/klm		Position		C=0.00 G=0.00		CG		Double Symmetrical	
Luminance cd/m2														
Table 1/3														
	C 0.00	C 10.00	C 20.00	C 30.00	C 40.00	C 50.00	C 60.00	C 70.00	C 80.00	C 90.00	C 100.00	C 110.00	C 120.00	
G 0.0	723245	723245	723245	723245	723245	723245	723245	723245	723245	723245	723245	723245	723245	
G 5.0	625433	626825	626008	624611	626062	626061	624536	625767	626760	625956	626760	625767	624536	
G 10.0	509849	513848	514669	513898	515791	516618	514927	513290	513015	513966	513015	513290	514927	
G 15.0	410013	411707	412879	414038	415764	415049	413016	413956	414862	414102	414862	413956	413016	
G 20.0	349960	355373	355021	351946	353999	353879	350802	351913	354553	356459	354553	351913	350802	
G 25.0	239331	229010	236491	253770	255298	257258	261563	261969	260335	258813	260335	261969	261563	
G 30.0	19442	19958	19470	18451	18262	18032	17294	16545	16284	16248	16284	16545	17294	
G 35.0	6730	7177	7532	7745	7813	7756	7638	7533	7413	7264	7413	7533	7638	
G 40.0	4074	3978	3844	3709	3639	3553	3447	3421	3501	3656	3501	3421	3447	
G 45.0	3141	3060	2881	2677	2608	2509	2368	2365	2505	2729	2505	2365	2368	
G 50.0	2404	2529	2401	2199	2314	2289	2046	1994	2130	2353	2130	1994	2046	
G 55.0	2253	2125	2113	2201	2242	2107	1894	1852	1964	2150	1964	1852	1894	
G 60.0	1962	1925	1911	1911	1911	1823	1652	1724	1884	2014	1884	1724	1652	
G 65.0	1785	1785	1751	1627	1488	1512	1680	1798	1874	1942	1874	1798	1680	
G 70.0	1775	1668	1287	538	322	809	1506	1614	1668	1668	1668	1614	1506	
G 75.0	1334	1260	934	334	334	345	500	1123	1485	1334	1485	1123	500	
G 80.0	1623	1623	1549	1449	1578	1418	1217	1750	2131	1971	2131	1750	1217	
G 85.0	916	916	810	549	438	432	549	852	977	977	977	852	549	
G 90.0	845	845	713	390	242	137	195	663	865	585	865	663	195	

Luminaire

Code 90280L016

Name 6TH ELEMENT D/I D140 930 50°/50°

Measurement

Code 31/1/2023

Name 6TH ELEMENT D/I D140 930 50°/50°

Luminaire Flux	2125 lm		Luminaire Power		17.2 W		Efficacy		123.545 lm/W		Efficiency		90.81%	
Source Flux	2340 lm		Maximum value		873.90 cd/klm		Position		C=0.00 G=0.00		CG		Double Symmetrical	
Luminance cd/m2														
Table 2/3														
	C 130.00	C 140.00	C 150.00	C 160.00	C 170.00	C 180.00	C 190.00	C 200.00	C 210.00	C 220.00	C 230.00	C 240.00	C 250.00	
G 0.0	723245	723245	723245	723245	723245	723245	723245	723245	723245	723245	723245	723245	723245	
G 5.0	626061	626062	624611	626008	626825	625433	626825	626008	624611	626062	626061	624536	625767	
G 10.0	516618	515791	513898	514669	513848	509849	513848	514669	513898	515791	516618	514927	513290	
G 15.0	415049	415764	414038	412879	411707	410013	411707	412879	414038	415764	415049	413016	413956	
G 20.0	353879	353999	351946	355021	355373	349960	355373	355021	351946	353999	353879	350802	351913	
G 25.0	257258	255298	253770	236491	229010	239331	229010	236491	253770	255298	257258	261563	261969	
G 30.0	18032	18262	18451	19470	19958	19442	19958	19470	18451	18262	18032	17294	16545	
G 35.0	7756	7813	7745	7532	7177	6730	7177	7532	7745	7813	7756	7638	7533	
G 40.0	3553	3639	3709	3844	3978	4074	3978	3844	3709	3639	3553	3447	3421	
G 45.0	2509	2608	2677	2881	3060	3141	3060	2881	2677	2608	2509	2368	2365	
G 50.0	2289	2314	2199	2401	2529	2404	2529	2401	2199	2314	2289	2046	1994	
G 55.0	2107	2242	2201	2113	2125	2253	2125	2113	2201	2242	2107	1894	1852	
G 60.0	1823	1911	1911	1911	1925	1962	1925	1911	1911	1911	1823	1652	1724	
G 65.0	1512	1488	1627	1751	1785	1785	1785	1751	1627	1488	1512	1680	1798	
G 70.0	809	322	538	1287	1668	1775	1668	1287	538	322	809	1506	1614	
G 75.0	345	334	334	934	1260	1334	1260	934	334	334	345	500	1123	
G 80.0	1418	1578	1449	1549	1623	1623	1623	1549	1449	1578	1418	1217	1750	
G 85.0	432	438	549	810	916	916	916	810	549	438	432	549	852	
G 90.0	137	242	390	713	845	845	845	713	390	242	137	195	663	

Luminaire

Code 90280L016

Name 6TH ELEMENT D/I D140 930 50°/50°

Measurem.

Code 31/1/2023

Name 6TH ELEMENT D/I D140 930 50°/50°

Luminaire Flux	2125 lm	Luminaire Power	17.2 W	Efficacy	123.545 lm/W	Efficiency	90.81%
Source Flux	2340 lm	Maximum value	873.90 cd/klm	Position	C=0.00 G=0.00	CG Double Symmetrical	

Luminance cd/m2 Table 3/3

	C 260.00	C 270.00	C 280.00	C 290.00	C 300.00	C 310.00	C 320.00	C 330.00	C 340.00	C 350.00
G 0.0	723245	723245	723245	723245	723245	723245	723245	723245	723245	723245
G 5.0	626760	625956	626760	625767	624536	626061	626062	624611	626008	626825
G 10.0	513015	513966	513015	513290	514927	516618	515791	513898	514669	513848
G 15.0	414862	414102	414862	413956	413016	415049	415764	414038	412879	411707
G 20.0	354553	356459	354553	351913	350802	353879	353999	351946	355021	355373
G 25.0	260335	258813	260335	261969	261563	257258	255298	253770	236491	229010
G 30.0	16284	16248	16284	16545	17294	18032	18262	18451	19470	19958
G 35.0	7413	7264	7413	7533	7638	7756	7813	7745	7532	7177
G 40.0	3501	3656	3501	3421	3447	3553	3639	3709	3844	3978
G 45.0	2505	2729	2505	2365	2368	2509	2608	2677	2881	3060
G 50.0	2130	2353	2130	1994	2046	2289	2314	2199	2401	2529
G 55.0	1964	2150	1964	1852	1894	2107	2242	2201	2113	2125
G 60.0	1884	2014	1884	1724	1652	1823	1911	1911	1911	1925
G 65.0	1874	1942	1874	1798	1680	1512	1488	1627	1751	1785
G 70.0	1668	1668	1668	1614	1506	809	322	538	1287	1668
G 75.0	1485	1334	1485	1123	500	345	334	334	934	1260
G 80.0	2131	1971	2131	1750	1217	1418	1578	1449	1549	1623
G 85.0	977	977	977	852	549	432	438	549	810	916
G 90.0	865	585	865	663	195	137	242	390	713	845