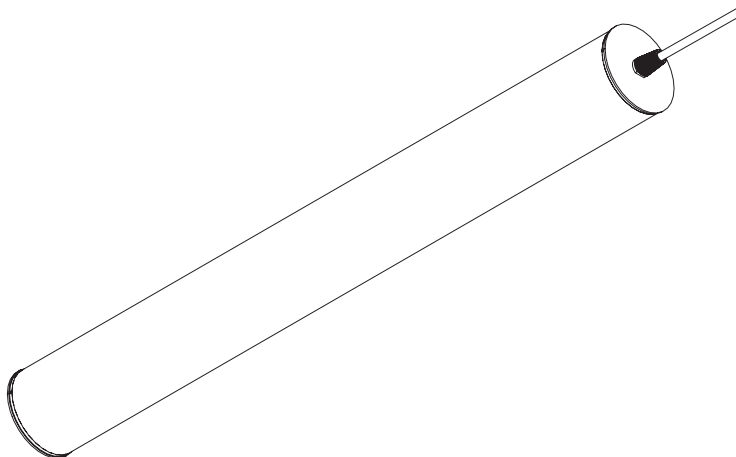


**TTP 70 Colour****EN** INSTALLATION INSTRUCTIONS**FR** NOTICE DE MONTAGE**DE** MONTAGEANLEITUNG**PT** INSTRUÇÕES DE MONTAGEM**ES** INSTRUCCIONES DE MONTAJE

**EN** READ THE SUPPLEMENTARY MANUALS.  
**FR** LIRE LES NOTICES DE MONTAGE SUPPLÉMENTAIRES.  
**DE** LESEN SIE DIE ZUSÄTZLICHEN MONTAGEANLEITUNGEN  
**PT** CONSULTE OS MANUAIS COMPLEMENTARES.  
**ES** LEA LOS MANUALES COMPLEMENTARIOS.



**IIV626 | IIV629 |**  
**IIV996 | IIV967 |**



Order code / Code com. / Bestell-Nr. / Código / Código: 90551L060...| 90551L090...| 90551L120...| 90551L150...



**EN** Carefully read the installation instructions provided before installing the device. Safety and Maintenance: Scan here.

**FR** Lire attentivement les notices de montage avant l'installation de l'appareil. Sécurité et Entretien: Sancez ici.

**DE** Bitte lesen die mitgelieferte Montageanleitungen vor de Montage des Geräts. Sicherheit und Wartung: Hier scannen.

**PT** Leia atentamente as instruções de montagem fornecidas antes de instalar o aparelho. Segurança e Manutenção: Scan aqui.

**ES** Lea atentamente las instrucciones de montaje proporcionadas antes de instalar el aparato. Seguridad y Mantenimiento: Escanea aqui.

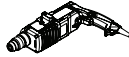


# TTP 70 Colour



(mm)  
 Ø72x620  
 Ø72x900  
 Ø72x1180  
 Ø72x1460

TOOLS | OUTILS | WERKZEUG | FERRAMENTAS | HERRAMIENTAS




**EN** USE GLOVES.  
**FR** UTILISEZ DES GANTS.  
**DE** HANDSCHUHE BENUTZEN.  
**PT** UTILIZE LUVAS.  
**ES** USE GUANTES.



**EN** SURFACE MOUNTED / WALL MOUNTED  
**FR** SAILLIE / APPLIQUE  
**DE** ANBAUVERSION / WANDANBAUVERSION  
**PT** SALIENTE / PAREDE  
**ES** SUPERFICIE / PARED

90551L...| 90551L090...|  
 90551L120...| 90551L150...|

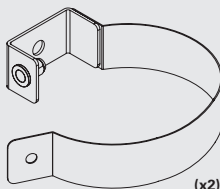


**A1 STAINLESS STEEL CLAMP**  
**COLLIER INOX À VIS A1**  
**EDELSTAHL-KLEMME A1**  
**ABRAÇADEIRA INOX A1**  
**ABRAZADERA INOX A1**

915403



(x2)



(x2)

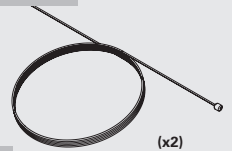
+   
**IIV626**

**EN** SUSPENDED  
**FR** SUSPENDU  
**DE** HÄNGEVERSION  
**PT** SUSPensa  
**ES** Suspendido

+   
**IIV629**

**S4 SUSPENSION**  
**SUSPENSION S4**  
**SEILABHÄNGUNG S4**  
**SUSPENSÃO S4**  
**SUSPENSION S4**

910200 | 910204 | 910208



(x2)



(x2)



(x2)



(x2)

**CEILING ROSE**  
**PATÈRE DE SUSPENSION**  
**DECKENROSE**  
**CAIXA DE ALIMENTAÇÃO**  
**BASE DE TECHO**



**IIV966**

**971300...**

RECESSED CEILING ROSE T5 D90  
 PATÈRE DE SUSPENSION ENCASTRÉE T5 D90  
 DECKENDOSE ZUM EINBAU T5 D90  
 CAIXA DE ALIMENTAÇÃO ENCASTRAR T5 D90  
 BASE DE TECHO DE EMPOTRAR T5 D90



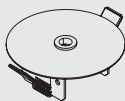
(x1)



(x2/x4/x6)



(x1)



(x1)



**IIV967**

**978600...**

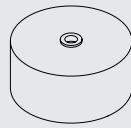
SURFACE MOUNTED CEILING ROSE T24 D90  
 PATÈRE DE SUSPENSION SAILLIE T24 D90  
 DECKENDOSE ZUM ANBAU T24 D90  
 CAIXA DE ALIMENTAÇÃO SALIENTE T24 D90  
 BASE DE TECHO DE SUPERFICIE T24 D90



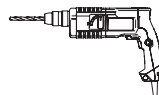
(x2/x4/x6)



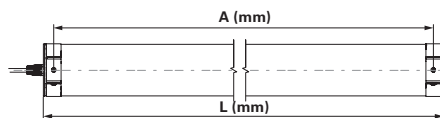
(x1)



(x1)




TTP 70 Colour	
L	A
620	592
900	872
1180	1152
1460	1432



**TTP 70 Colour**

**EN** SURFACE MOUNTED / WALL MOUNTED  
**FR** SAILLIE / APPLIQUE  
**DE** ANBAUVERSION / WANDANBAUVERSION  
**PT** SALIENTE / PAREDE  
**ES** SUPERFICIE / PARED



FOR SURFACE MOUNTED OR WALL MOUNTED READ:  
 POUR LA VERSION SAILLIE OU APPLIQUE LIRE:  
 FÜR DIE ANBAU- ODER WANDANBAU-VERSION BITTE LESEN SIE:  
 PARA VERSÃO SALIENTE OU PAREDE LER:  
 PARA LA VERSIÓN DE SUPERFICIE O PARED LEER:



**IIV626**

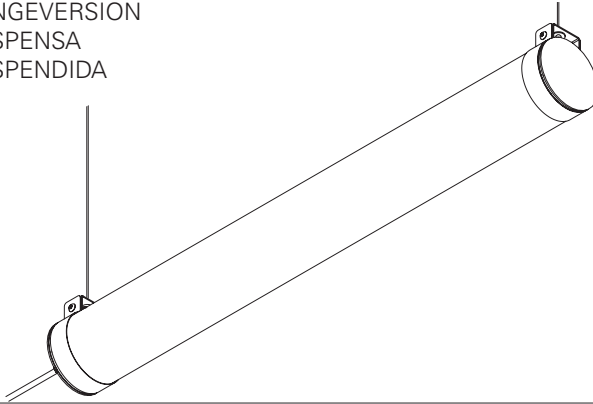
**EN** SUSPENDED  
**FR** SUSPENDU  
**DE** HÄNGEVERSION  
**PT** SUSPensa  
**ES** Suspendida



FOR SUSPENDED VERSION READ:  
 POUR LA VERSION SUSPENDUE LIRE:  
 FÜR DIE HÄNGEVERSION LESEN SIE:  
 PARA VERSÃO SUSPensa LER:  
 PARA LA VERSIÓN Suspendida LEER:



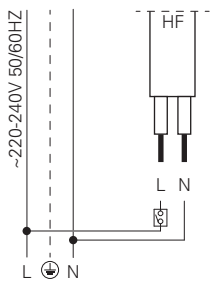
**IIV626 | IIV629**  
**IIV996 | IIV967**



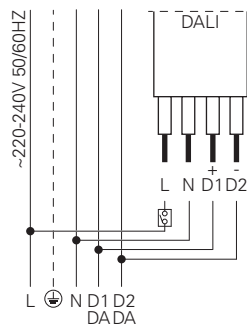
## TTP 70 Colour

**EN** POWER SUPPLY  
**FR** Câblage  
**DE** VERdrahtungSTypen  
**PT** ALIMENTAÇÃO ELÉCTRICA  
**ES** ALIMENTACIÓN ELÉCTRICA

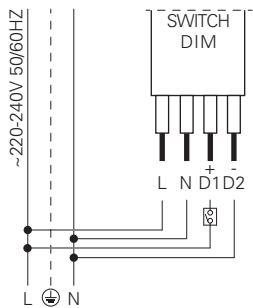
### ON / OFF



### DALI



**PUSH DIM / SWITCH DIM**



**ON/OFF + EMERGENCY UNIT**

