

Luminaire

Code 90573L300
Name ROFY 85 IP /E D0300 LIGHT+ 840 HO

Measurem.

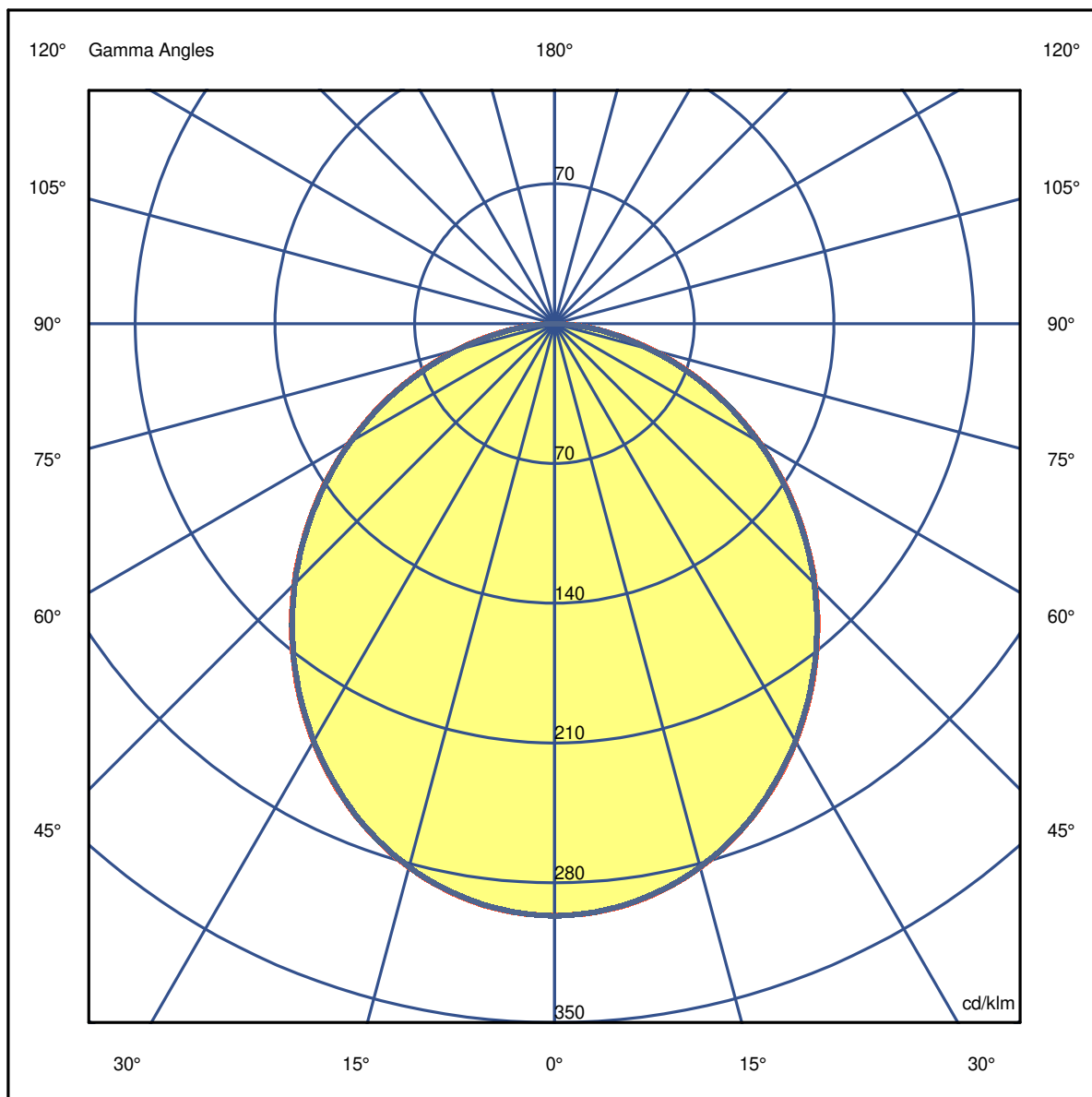
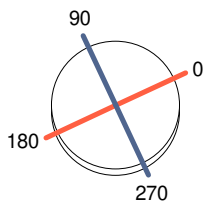
Code 4/8/2023
Name ROFY 85 IP /E D0300 LIGHT+ 840 HO

Luminaire Flux	2148 lm	Luminaire Power	15.8 W	Efficacy	136.109 lm/W	Efficiency	79.49%
Source Flux	2702 lm	Maximum value	296.50 cd/klm	Position	C=0.00 G=0.00	CG	Double Symmetrical

Diam=300mm

C Halfplanes

180.0 ——— 0.0
270.0 ——— 90.0



Luminaire

Code 90573L300
Name ROFY 85 IP /E D0300 LIGHT+ 840 HO

Measurem.

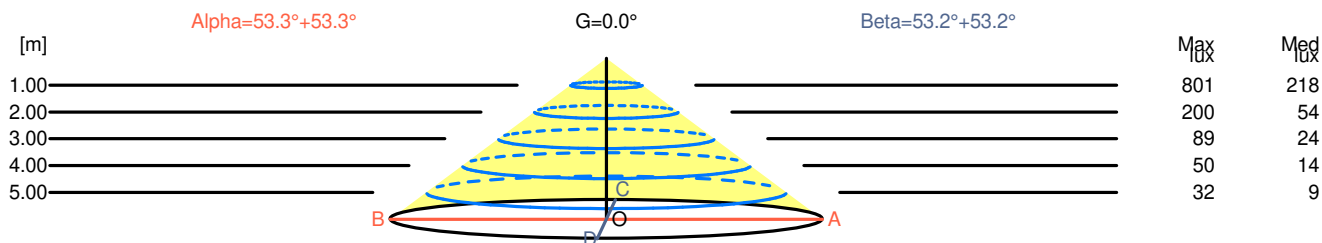
Code 4/8/2023
Name ROFY 85 IP /E D0300 LIGHT+ 840 HO

Luminaire Flux	2148 lm	Luminaire Power	15.8 W	Efficacy	136.109 lm/W	Efficiency	79.49%
Source Flux	2702 lm	Maximum value	296.50 cd/klm	Position	C=0.00 G=0.00	CG	Double Symmetrical

Width at 50.00 % of Max Intensity

H[m]	1.00	2.00	3.00	4.00	5.00	H[m]	1.00	2.00	3.00	4.00	5.00
OA	1.34	2.69	4.03	5.38	6.72	OC	1.34	2.67	4.01	5.35	6.68
OB	1.34	2.69	4.03	5.38	6.72	OD	1.34	2.67	4.01	5.35	6.68

	0	5	15	25	35	45	55	65	75	85
OA	801.14	796.55	761.42	695.76	605.25	498.52	380.71	257.77	136.99	33.77
OB	801.14	796.55	761.42	695.76	605.25	498.52	380.71	257.77	136.99	33.77
OC	801.14	795.74	760.88	693.87	604.17	497.17	378.82	255.61	133.75	31.07
OD	801.14	795.74	760.88	693.87	604.17	497.17	378.82	255.61	133.75	31.07



H[m]	D[m]	Max lux	Med lux	Alpha=53.3°+53.3°	G=0.0
1.00	2.69	801	218		
2.00	5.38	200	54		
3.00	8.06	89	24		
4.00	10.75	50	14		
5.00	13.44	32	9		

H[m]	D[m]	Max lux	Med lux	Beta=53.2°+53.2°	G=0.0
1.00	2.67	801	218		
2.00	5.35	200	54		
3.00	8.02	89	24		
4.00	10.69	50	14		
5.00	13.37	32	9		

Luminaire

Code 90573L300
Name ROFY 85 IP /E D0300 LIGHT+ 840 HO

Measurem.

Code 4/8/2023
Name ROFY 85 IP /E D0300 LIGHT+ 840 HO

Luminaire Flux	2148 lm	Luminaire Power	15.8 W	Efficacy	136.109 lm/W	Efficiency	79.49%
Source Flux	2702 lm	Maximum value	296.50 cd/klm	Position	C=0.00 G=0.00	CG	Double Symmetrical

UGR
S = 0.250

Reflectancies										
Ceiling/Cavity	0.7	0.7	0.5	0.5	0.3	0.7	0.7	0.5	0.5	0.3
Walls	0.5	0.3	0.5	0.3	0.3	0.5	0.3	0.5	0.3	0.3
Working Plane	0.2	0.2	0.2	0.2	0.2	0.2	0.2	0.2	0.2	0.2
Room Dimensions	Lateral View					Viewed Endwise				
x=2H y=2H	19.3	20.6	19.6	20.8	21.1	19.3	20.6	19.6	20.8	21.1
x=2H y=3H	20.5	21.7	20.9	22.0	22.2	20.5	21.7	20.8	21.9	22.2
x=2H y=4H	21.0	22.1	21.3	22.3	22.6	20.9	22.0	21.2	22.3	22.6
x=2H y=6H	21.2	22.3	21.6	22.6	22.9	21.1	22.2	21.5	22.5	22.8
x=2H y=8H	21.3	22.3	21.6	22.6	22.9	21.2	22.2	21.5	22.5	22.8
x=2H y=12H	21.3	22.2	21.6	22.6	22.9	21.2	22.2	21.6	22.5	22.8
x=4H y=2H	19.9	21.0	20.2	21.3	21.5	19.9	21.0	20.2	21.2	21.5
x=4H y=3H	21.3	22.2	21.6	22.5	22.9	21.2	22.2	21.6	22.5	22.9
x=4H y=4H	21.8	22.7	22.2	23.0	23.4	21.7	22.6	22.2	22.9	23.3
x=4H y=6H	22.1	22.9	22.6	23.3	23.7	22.1	22.8	22.5	23.2	23.6
x=4H y=8H	22.2	22.9	22.7	23.3	23.7	22.2	22.8	22.6	23.2	23.6
x=4H y=12H	22.3	22.9	22.7	23.3	23.7	22.2	22.8	22.6	23.2	23.6
x=8H y=4H	22.0	22.7	22.4	23.1	23.5	22.0	22.6	22.4	23.0	23.4
x=8H y=6H	22.4	23.0	22.9	23.4	23.9	22.4	22.9	22.8	23.3	23.8
x=8H y=8H	22.6	23.1	23.1	23.5	24.0	22.5	23.0	23.0	23.4	23.9
x=8H y=12H	22.6	23.1	23.1	23.5	24.0	22.5	23.0	23.0	23.4	23.9
x=12H y=4H	22.0	22.6	22.4	23.0	23.4	22.0	22.6	22.4	23.0	23.4
x=12H y=6H	22.5	22.9	22.9	23.4	23.9	22.4	22.9	22.9	23.3	23.8
x=12H y=8H	22.6	23.0	23.1	23.5	24.0	22.5	22.9	23.0	23.4	23.9

Luminaire

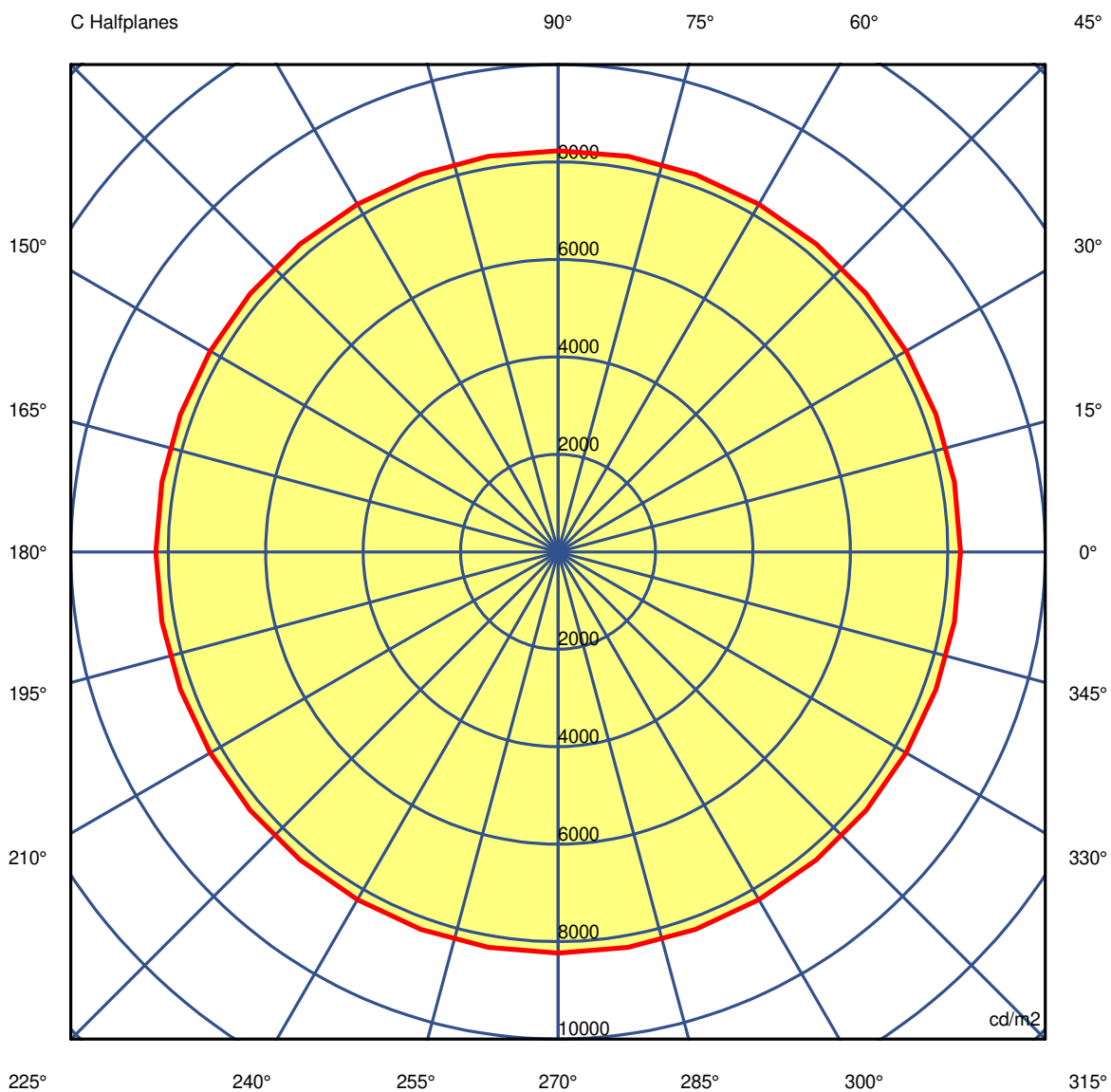
Code 90573L300
Name ROFY 85 IP /E D0300 LIGHT+ 840 HO

Measurem.

Code 4/8/2023
Name ROFY 85 IP /E D0300 LIGHT+ 840 HO

Luminaire Flux	2148 lm	Luminaire Power	15.8 W	Efficacy	136.109 lm/W	Efficiency	79.49%
Source Flux	2702 lm	Maximum value	296.50 cd/klm	Position	C=0.00 G=0.00	CG Double Symmetrical	

Luminance



45.0°

Luminaire

Code 90573L300
Name ROFY 85 IP /E D0300 LIGHT+ 840 HO

Measurement.

Code 4/8/2023
Name ROFY 85 IP /E D0300 LIGHT+ 840 HO

Luminaire Flux		2148 lm		Luminaire Power		15.8 W		Efficacy		136.109 lm/W		Efficiency		79.49%	
Source Flux		2702 lm		Maximum value		296.50 cd/klm		Position		C=0.00 G=0.00		CG		Double Symmetrical	
Luminance cd/m2														Table 1/3	
	C 0.00	C 10.00	C 20.00	C 30.00	C 40.00	C 50.00	C 60.00	C 70.00	C 80.00	C 90.00	C 100.00	C 110.00	C 120.00		
G 0.0	13011	13011	13011	13011	13011	13011	13011	13011	13011	13011	13011	13011	13011	13011	13011
G 5.0	12561	12561	12561	12561	12564	12564	12561	12565	12562	12548	12562	12562	12565	12561	12561
G 10.0	12093	12098	12095	12089	12091	12095	12097	12096	12089	12077	12089	12096	12096	12097	12097
G 15.0	11601	11603	11605	11605	11601	11602	11605	11603	11598	11592	11598	11603	11603	11605	11605
G 20.0	11090	11095	11092	11086	11089	11089	11086	11090	11087	11074	11087	11090	11086	11086	11086
G 25.0	10564	10561	10558	10555	10555	10555	10555	10554	10547	10535	10547	10554	10555	10555	10555
G 30.0	10013	10010	10006	10004	10011	10011	10004	10004	10004	10000	10004	10004	10004	10004	10004
G 35.0	9444	9440	9439	9439	9439	9438	9435	9432	9430	9427	9430	9432	9435	9435	9435
G 40.0	8858	8858	8855	8850	8853	8853	8850	8850	8847	8837	8847	8850	8850	8850	8850
G 45.0	8258	8256	8250	8244	8248	8246	8240	8243	8243	8235	8243	8243	8243	8240	8240
G 50.0	7623	7619	7618	7618	7612	7609	7609	7603	7596	7590	7596	7603	7609	7609	7609
G 55.0	6946	6942	6939	6936	6932	6931	6931	6929	6922	6911	6922	6929	6931	6931	6931
G 60.0	6229	6222	6217	6214	6206	6201	6198	6191	6185	6182	6185	6191	6198	6198	6198
G 65.0	5416	5412	5410	5410	5404	5395	5388	5384	5379	5371	5379	5384	5388	5388	5388
G 70.0	4536	4522	4516	4511	4495	4480	4474	4470	4464	4455	4464	4470	4474	4474	4474
G 75.0	3519	3519	3514	3498	3481	3460	3443	3443	3441	3436	3441	3443	3443	3443	3443
G 80.0	2407	2403	2391	2375	2362	2335	2304	2304	2301	2288	2301	2304	2304	2304	2304
G 85.0	1162	1173	1161	1134	1121	1106	1087	1080	1075	1069	1075	1080	1087	1087	1087
G 90.0	136	128	125	125	125	125	125	125	125	125	125	125	125	125	125

Luminaire

Code 90573L300

Name ROFY 85 IP /E D0300 LIGHT+ 840 HO

Measurement

Code 4/8/2023

Name ROFY 85 IP /E D0300 LIGHT+ 840 HO

Luminaire Flux	2148 lm		Luminaire Power		15.8 W		Efficacy		136.109 lm/W		Efficiency		79.49%	
Source Flux	2702 lm		Maximum value		296.50 cd/klm		Position		C=0.00 G=0.00		CG		Double Symmetrical	
Luminance cd/m2														
Table 2/3														
	C 130.00	C 140.00	C 150.00	C 160.00	C 170.00	C 180.00	C 190.00	C 200.00	C 210.00	C 220.00	C 230.00	C 240.00	C 250.00	
G 0.0	13011	13011	13011	13011	13011	13011	13011	13011	13011	13011	13011	13011	13011	
G 5.0	12564	12564	12561	12561	12561	12561	12561	12561	12561	12564	12564	12561	12565	
G 10.0	12095	12091	12089	12095	12098	12093	12098	12095	12089	12091	12095	12097	12096	
G 15.0	11602	11601	11605	11605	11603	11601	11603	11605	11605	11601	11602	11605	11603	
G 20.0	11089	11089	11086	11092	11095	11090	11095	11092	11086	11089	11089	11086	11090	
G 25.0	10555	10555	10555	10558	10561	10564	10561	10558	10555	10555	10555	10555	10554	
G 30.0	10011	10011	10004	10006	10010	10013	10010	10006	10004	10011	10011	10004	10004	
G 35.0	9438	9439	9439	9439	9440	9444	9440	9439	9439	9439	9438	9435	9432	
G 40.0	8853	8853	8850	8855	8858	8858	8855	8850	8853	8853	8850	8850	8850	
G 45.0	8246	8248	8244	8250	8256	8258	8256	8250	8244	8248	8246	8240	8243	
G 50.0	7609	7612	7618	7618	7619	7623	7619	7618	7612	7612	7609	7609	7603	
G 55.0	6931	6932	6936	6939	6942	6946	6942	6939	6936	6932	6931	6931	6929	
G 60.0	6201	6206	6214	6217	6222	6229	6222	6217	6214	6206	6201	6198	6191	
G 65.0	5395	5404	5410	5410	5412	5416	5412	5410	5410	5404	5395	5388	5384	
G 70.0	4480	4495	4511	4516	4522	4536	4522	4516	4511	4495	4480	4474	4470	
G 75.0	3460	3481	3498	3514	3519	3519	3519	3514	3498	3481	3460	3443	3443	
G 80.0	2335	2362	2375	2391	2403	2407	2403	2391	2375	2362	2335	2304	2304	
G 85.0	1106	1121	1134	1161	1173	1162	1173	1161	1134	1121	1106	1087	1080	
G 90.0	125	125	125	125	128	136	128	125	125	125	125	125	125	

Luminaire

Code 90573L300

Name ROFY 85 IP /E D0300 LIGHT+ 840 HO

Measurem.

Code 4/8/2023

Name ROFY 85 IP /E D0300 LIGHT+ 840 HO

Luminaire Flux	2148 lm	Luminaire Power	15.8 W	Efficacy	136.109 lm/W	Efficiency	79.49%
Source Flux	2702 lm	Maximum value	296.50 cd/klm	Position	C=0.00 G=0.00	CG	Double Symmetrical

Luminance cd/m2 Table 3/3

	C 260.00	C 270.00	C 280.00	C 290.00	C 300.00	C 310.00	C 320.00	C 330.00	C 340.00	C 350.00
G 0.0	13011	13011	13011	13011	13011	13011	13011	13011	13011	13011
G 5.0	12562	12548	12562	12565	12561	12564	12564	12561	12561	12561
G 10.0	12089	12077	12089	12096	12097	12095	12091	12089	12095	12098
G 15.0	11598	11592	11598	11603	11605	11602	11601	11605	11605	11603
G 20.0	11087	11074	11087	11090	11086	11089	11089	11086	11092	11095
G 25.0	10547	10535	10547	10554	10555	10555	10555	10555	10558	10561
G 30.0	10004	10000	10004	10004	10004	10011	10011	10004	10006	10010
G 35.0	9430	9427	9430	9432	9435	9438	9439	9439	9439	9440
G 40.0	8847	8837	8847	8850	8850	8853	8853	8850	8855	8858
G 45.0	8243	8235	8243	8243	8240	8246	8248	8244	8250	8256
G 50.0	7596	7590	7596	7603	7609	7609	7612	7618	7618	7619
G 55.0	6922	6911	6922	6929	6931	6931	6932	6936	6939	6942
G 60.0	6185	6182	6185	6191	6198	6201	6206	6214	6217	6222
G 65.0	5379	5371	5379	5384	5388	5395	5404	5410	5410	5412
G 70.0	4464	4455	4464	4470	4474	4480	4495	4511	4516	4522
G 75.0	3441	3436	3441	3443	3443	3460	3481	3498	3514	3519
G 80.0	2301	2288	2301	2304	2304	2335	2362	2375	2391	2403
G 85.0	1075	1069	1075	1080	1087	1106	1121	1134	1161	1173
G 90.0	125	125	125	125	125	125	125	125	125	128