

**Luminaire**

Code 90582L400  
Name ROFY 85 IP /C D0400 LIGHT+ 830 LO

**Measurem.**

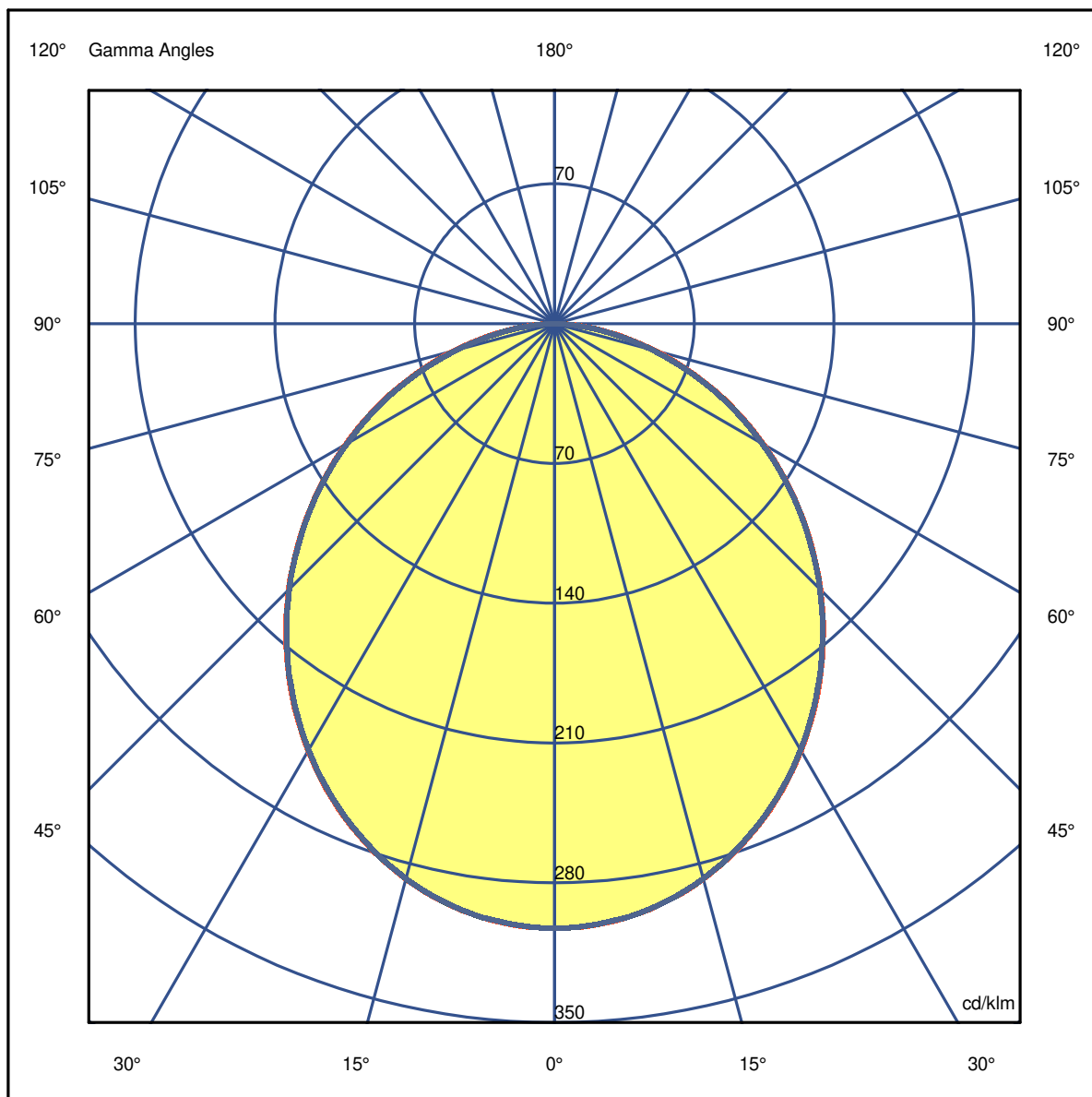
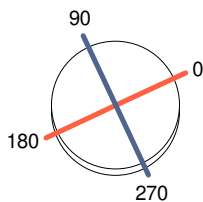
Code 4/8/2023  
Name ROFY 85 IP /C D0400 LIGHT+ 830 LO

Luminaire Flux	2288 lm	Luminaire Power	16.5 W	Efficacy	138.946 lm/W	Efficiency	81.15%
Source Flux	2820 lm	Maximum value	302.60 cd/klm	Position	C=0.00 G=0.00	CG	Double Symmetrical

Diam=400mm

C Halfplanes

180.0 ——— 0.0  
270.0 ——— 90.0



**Luminaire**

Code 90582L400  
Name ROFY 85 IP /C D0400 LIGHT+ 830 LO

**Measurem.**

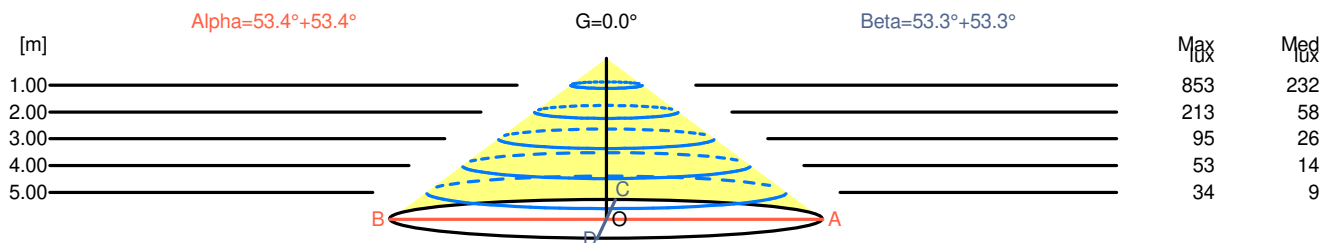
Code 4/8/2023  
Name ROFY 85 IP /C D0400 LIGHT+ 830 LO

Luminaire Flux	2288 lm	Luminaire Power	16.5 W	Efficacy	138.946 lm/W	Efficiency	81.15%
Source Flux	2820 lm	Maximum value	302.60 cd/klm	Position	C=0.00 G=0.00	CG	Double Symmetrical

Width at 50.00 % of Max Intensity

H[m]	1.00	2.00	3.00	4.00	5.00	H[m]	1.00	2.00	3.00	4.00	5.00
OA	1.34	2.69	4.03	5.38	6.72	OC	1.34	2.68	4.02	5.36	6.70
OB	1.34	2.69	4.03	5.38	6.72	OD	1.34	2.68	4.02	5.36	6.70

	0	5	15	25	35	45	55	65	75	85
OA	853.33	849.10	811.60	741.38	645.50	531.29	405.80	275.23	146.36	35.81
OB	853.33	849.10	811.60	741.38	645.50	531.29	405.80	275.23	146.36	35.81
OC	853.33	848.26	811.31	740.53	644.09	530.16	404.11	272.41	142.41	32.99
OD	853.33	848.26	811.31	740.53	644.09	530.16	404.11	272.41	142.41	32.99



H[m]	D[m]	Max lux	Med lux	Alpha=53.4°+53.4°	G=0.0
1.00	2.69	853	232		
2.00	5.38	213	58		
3.00	8.07	95	26		
4.00	10.76	53	14		
5.00	13.44	34	9		

H[m]	D[m]	Max lux	Med lux	Beta=53.3°+53.3°	G=0.0
1.00	2.68	853	232		
2.00	5.36	213	58		
3.00	8.04	95	26		
4.00	10.72	53	14		
5.00	13.40	34	9		

**Luminaire**

Code 90582L400  
Name ROFY 85 IP /C D0400 LIGHT+ 830 LO

**Measurem.**

Code 4/8/2023  
Name ROFY 85 IP /C D0400 LIGHT+ 830 LO

Luminaire Flux	2288 lm	Luminaire Power	16.5 W	Efficacy	138.946 lm/W	Efficiency	81.15%
Source Flux	2820 lm	Maximum value	302.60 cd/klm	Position	C=0.00 G=0.00	CG	Double Symmetrical

**UGR**  
S = 0.250

Reflectancies										
Ceiling/Cavity	0.7	0.7	0.5	0.5	0.3	0.7	0.7	0.5	0.5	0.3
Walls	0.5	0.3	0.5	0.3	0.3	0.5	0.3	0.5	0.3	0.3
Working Plane	0.2	0.2	0.2	0.2	0.2	0.2	0.2	0.2	0.2	0.2
Room Dimensions										
Room Dimensions	Lateral View					Viewed Endwise				
x=2H y=2H	17.7	19.1	18.0	19.3	19.5	17.7	19.0	18.0	19.3	19.5
x=2H y=3H	19.0	20.2	19.3	20.5	20.7	19.0	20.2	19.3	20.4	20.7
x=2H y=4H	19.5	20.6	19.8	20.9	21.2	19.4	20.5	19.8	20.8	21.1
x=2H y=6H	19.7	20.8	20.1	21.1	21.4	19.7	20.7	20.0	21.0	21.3
x=2H y=8H	19.8	20.8	20.2	21.1	21.5	19.7	20.7	20.1	21.0	21.4
x=2H y=12H	19.8	20.8	20.2	21.1	21.4	19.7	20.7	20.1	21.0	21.4
x=4H y=2H	18.3	19.4	18.7	19.7	20.0	18.3	19.4	18.6	19.7	20.0
x=4H y=3H	19.8	20.7	20.2	21.1	21.4	19.7	20.7	20.1	21.0	21.4
x=4H y=4H	20.3	21.2	20.7	21.5	21.9	20.3	21.1	20.7	21.5	21.8
x=4H y=6H	20.7	21.4	21.1	21.8	22.2	20.6	21.4	21.0	21.7	22.1
x=4H y=8H	20.8	21.5	21.2	21.9	22.3	20.7	21.4	21.2	21.8	22.2
x=4H y=12H	20.9	21.5	21.3	21.9	22.3	20.8	21.4	21.2	21.8	22.2
x=8H y=4H	20.5	21.2	21.0	21.6	22.0	20.5	21.2	20.9	21.6	22.0
x=8H y=6H	21.0	21.6	21.5	22.0	22.5	20.9	21.5	21.4	21.9	22.4
x=8H y=8H	21.2	21.6	21.6	22.1	22.6	21.1	21.6	21.6	22.0	22.5
x=8H y=12H	21.2	21.6	21.7	22.1	22.6	21.1	21.5	21.6	22.0	22.5
x=12H y=4H	20.6	21.2	21.0	21.6	22.0	20.5	21.1	20.9	21.5	21.9
x=12H y=6H	21.0	21.5	21.5	22.0	22.5	21.0	21.5	21.5	21.9	22.4
x=12H y=8H	21.2	21.6	21.7	22.1	22.6	21.1	21.5	21.6	22.0	22.5

**Luminaire**

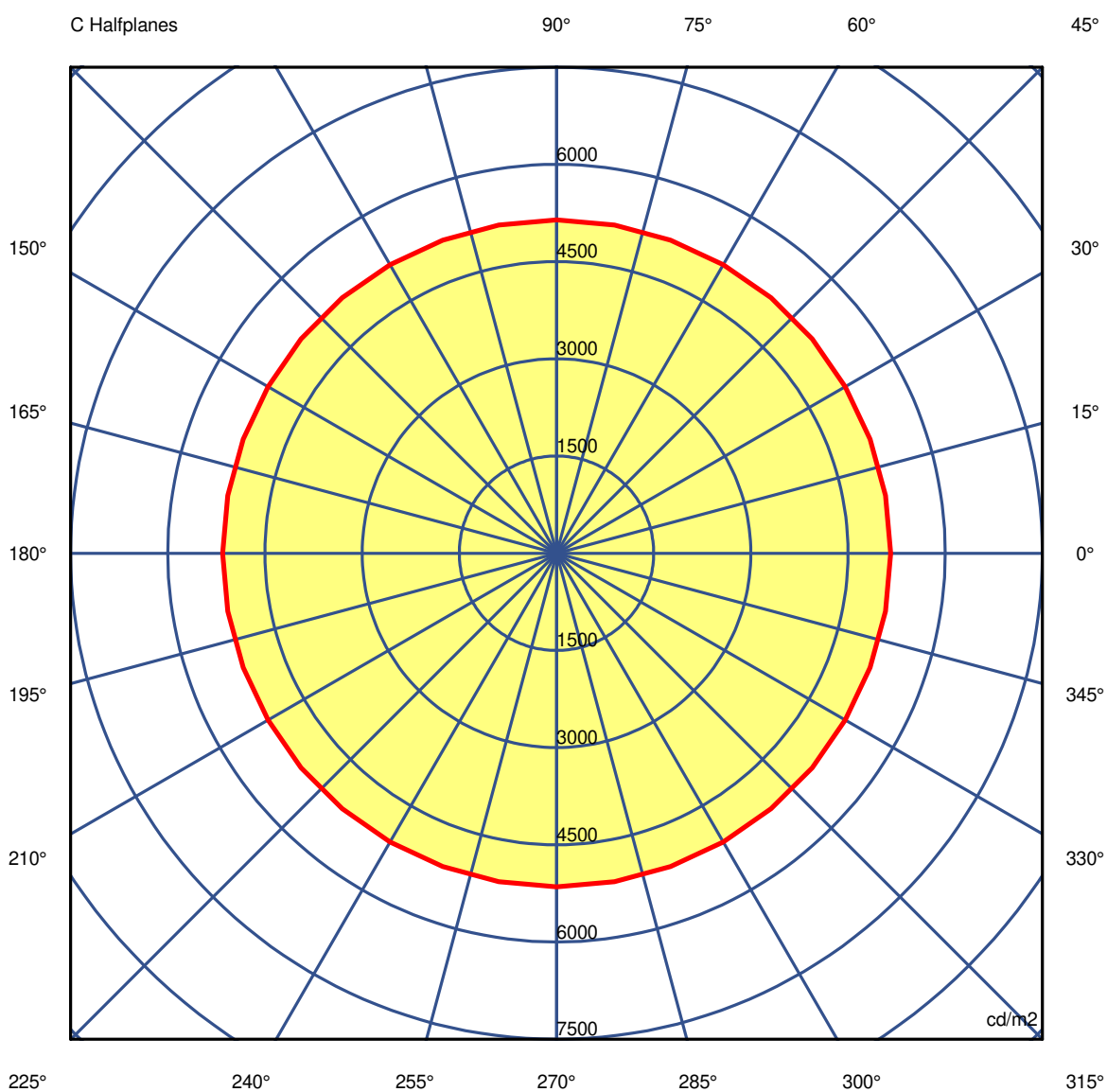
Code 90582L400  
Name ROFY 85 IP /C D0400 LIGHT+ 830 LO

**Measurem.**

Code 4/8/2023  
Name ROFY 85 IP /C D0400 LIGHT+ 830 LO

Luminaire Flux	2288 lm	Luminaire Power	16.5 W	Efficacy	138.946 lm/W	Efficiency	81.15%
Source Flux	2820 lm	Maximum value	302.60 cd/klm	Position	C=0.00 G=0.00	CG	Double Symmetrical

Luminance



**Luminaire**

Code 90582L400

Name ROFY 85 IP /C D0400 LIGHT+ 830 LO

**Measurement**

Code 4/8/2023

Name ROFY 85 IP /C D0400 LIGHT+ 830 LO

Luminaire Flux	2288 lm		Luminaire Power		16.5 W		Efficacy		138.946 lm/W		Efficiency		81.15%	
Source Flux	2820 lm		Maximum value		302.60 cd/klm		Position		C=0.00 G=0.00		CG		Double Symmetrical	
Luminance cd/m2														
Table 1/3														
	C 0.00	C 10.00	C 20.00	C 30.00	C 40.00	C 50.00	C 60.00	C 70.00	C 80.00	C 90.00	C 100.00	C 110.00	C 120.00	
G 0.0	7524	7524	7524	7524	7524	7524	7524	7524	7524	7524	7524	7524	7524	
G 5.0	7333	7329	7327	7325	7327	7328	7328	7330	7330	7325	7330	7330	7328	
G 10.0	7116	7115	7112	7109	7112	7116	7116	7113	7111	7114	7111	7113	7116	
G 15.0	6883	6882	6880	6879	6880	6882	6883	6880	6878	6881	6878	6880	6883	
G 20.0	6634	6633	6630	6627	6630	6632	6629	6629	6629	6627	6629	6629	6629	
G 25.0	6367	6366	6363	6360	6362	6362	6360	6360	6360	6360	6360	6360	6360	
G 30.0	6085	6084	6082	6081	6082	6083	6081	6079	6078	6078	6078	6079	6081	
G 35.0	5793	5787	5786	5788	5784	5784	5788	5785	5781	5780	5781	5785	5788	
G 40.0	5475	5475	5475	5475	5474	5471	5468	5469	5469	5465	5469	5469	5468	
G 45.0	5156	5153	5149	5146	5148	5147	5143	5142	5144	5146	5144	5142	5143	
G 50.0	4806	4804	4802	4800	4800	4800	4800	4798	4797	4797	4797	4798	4800	
G 55.0	4435	4432	4430	4428	4426	4424	4422	4422	4421	4416	4421	4422	4422	
G 60.0	4023	4018	4015	4013	4011	4008	4006	4004	4002	4000	4002	4004	4006	
G 65.0	3565	3561	3552	3543	3543	3540	3532	3532	3531	3528	3531	3532	3532	
G 70.0	3034	3025	3020	3018	3014	3005	2994	2987	2986	2986	2986	2987	2994	
G 75.0	2417	2411	2403	2394	2384	2375	2366	2355	2352	2352	2352	2355	2366	
G 80.0	1703	1701	1692	1675	1657	1639	1626	1626	1624	1621	1624	1626	1626	
G 85.0	851	851	851	851	825	804	798	788	784	784	784	788	798	
G 90.0	105	105	105	105	105	105	105	105	105	105	105	105	105	

**Luminaire**

Code 90582L400

Name ROFY 85 IP /C D0400 LIGHT+ 830 LO

**Measurement**

Code 4/8/2023

Name ROFY 85 IP /C D0400 LIGHT+ 830 LO

Luminaire Flux	2288 lm	Luminaire Power		16.5 W		Efficacy		138.946 lm/W		Efficiency		81.15%	
Source Flux	2820 lm	Maximum value		302.60 cd/klm		Position		C=0.00 G=0.00		CG		Double Symmetrical	
Luminance cd/m2      Table 2/3													
	C 130.00	C 140.00	C 150.00	C 160.00	C 170.00	C 180.00	C 190.00	C 200.00	C 210.00	C 220.00	C 230.00	C 240.00	C 250.00
G 0.0	7524	7524	7524	7524	7524	7524	7524	7524	7524	7524	7524	7524	7524
G 5.0	7328	7327	7325	7327	7329	7333	7329	7327	7325	7327	7328	7328	7330
G 10.0	7116	7112	7109	7112	7115	7116	7115	7112	7109	7112	7116	7116	7113
G 15.0	6882	6880	6879	6880	6882	6883	6882	6880	6879	6880	6882	6883	6880
G 20.0	6632	6630	6627	6630	6633	6634	6633	6630	6627	6630	6632	6629	6629
G 25.0	6362	6362	6360	6363	6366	6367	6366	6363	6360	6362	6362	6360	6360
G 30.0	6083	6082	6081	6082	6084	6085	6084	6082	6081	6082	6083	6081	6079
G 35.0	5784	5784	5788	5786	5787	5793	5787	5786	5788	5784	5784	5788	5785
G 40.0	5471	5474	5475	5475	5475	5475	5475	5475	5475	5474	5471	5468	5469
G 45.0	5147	5148	5146	5149	5153	5156	5153	5149	5146	5148	5147	5143	5142
G 50.0	4800	4800	4800	4802	4804	4806	4804	4802	4800	4800	4800	4800	4798
G 55.0	4424	4426	4428	4430	4432	4435	4432	4430	4428	4426	4424	4422	4422
G 60.0	4008	4011	4013	4015	4018	4023	4018	4015	4013	4011	4008	4006	4004
G 65.0	3540	3543	3543	3552	3561	3565	3561	3552	3543	3543	3540	3532	3532
G 70.0	3005	3014	3018	3020	3025	3034	3025	3020	3018	3014	3005	2994	2987
G 75.0	2375	2384	2394	2403	2411	2417	2411	2403	2394	2384	2375	2366	2355
G 80.0	1639	1657	1675	1692	1701	1703	1701	1692	1675	1657	1639	1626	1626
G 85.0	804	825	851	851	851	851	851	851	825	804	804	798	788
G 90.0	105	105	105	105	105	105	105	105	105	105	105	105	105

**Luminaire**

Code 90582L400

Name ROFY 85 IP /C D0400 LIGHT+ 830 LO

**Measurem.**

Code 4/8/2023

Name ROFY 85 IP /C D0400 LIGHT+ 830 LO

Luminaire Flux	2288 lm	Luminaire Power	16.5 W	Efficacy	138.946 lm/W	Efficiency	81.15%
Source Flux	2820 lm	Maximum value	302.60 cd/klm	Position	C=0.00 G=0.00	CG	Double Symmetrical

**Luminance cd/m2 Table 3/3**

	C 260.00	C 270.00	C 280.00	C 290.00	C 300.00	C 310.00	C 320.00	C 330.00	C 340.00	C 350.00
G 0.0	7524	7524	7524	7524	7524	7524	7524	7524	7524	7524
G 5.0	7330	7325	7330	7330	7328	7328	7327	7325	7327	7329
G 10.0	7111	7114	7111	7113	7116	7116	7112	7109	7112	7115
G 15.0	6878	6881	6878	6880	6883	6882	6880	6879	6880	6882
G 20.0	6629	6627	6629	6629	6629	6632	6630	6627	6630	6633
G 25.0	6360	6360	6360	6360	6360	6362	6362	6360	6363	6366
G 30.0	6078	6078	6078	6079	6081	6083	6082	6081	6082	6084
G 35.0	5781	5780	5781	5785	5788	5784	5784	5788	5786	5787
G 40.0	5469	5465	5469	5469	5468	5471	5474	5475	5475	5475
G 45.0	5144	5146	5144	5142	5143	5147	5148	5146	5149	5153
G 50.0	4797	4797	4797	4798	4800	4800	4800	4800	4802	4804
G 55.0	4421	4416	4421	4422	4422	4424	4426	4428	4430	4432
G 60.0	4002	4000	4002	4004	4006	4008	4011	4013	4015	4018
G 65.0	3531	3528	3531	3532	3532	3540	3543	3543	3552	3561
G 70.0	2986	2986	2986	2987	2994	3005	3014	3018	3020	3025
G 75.0	2352	2352	2352	2355	2366	2375	2384	2394	2403	2411
G 80.0	1624	1621	1624	1626	1626	1639	1657	1675	1692	1701
G 85.0	784	784	784	788	798	804	825	851	851	851
G 90.0	105	105	105	105	105	105	105	105	105	105