

Luminaire

Code 90585L115

Name ROFY 60 D1150 LIGHT+ K3 840 HO

Measurem.

Code 4/8/2023

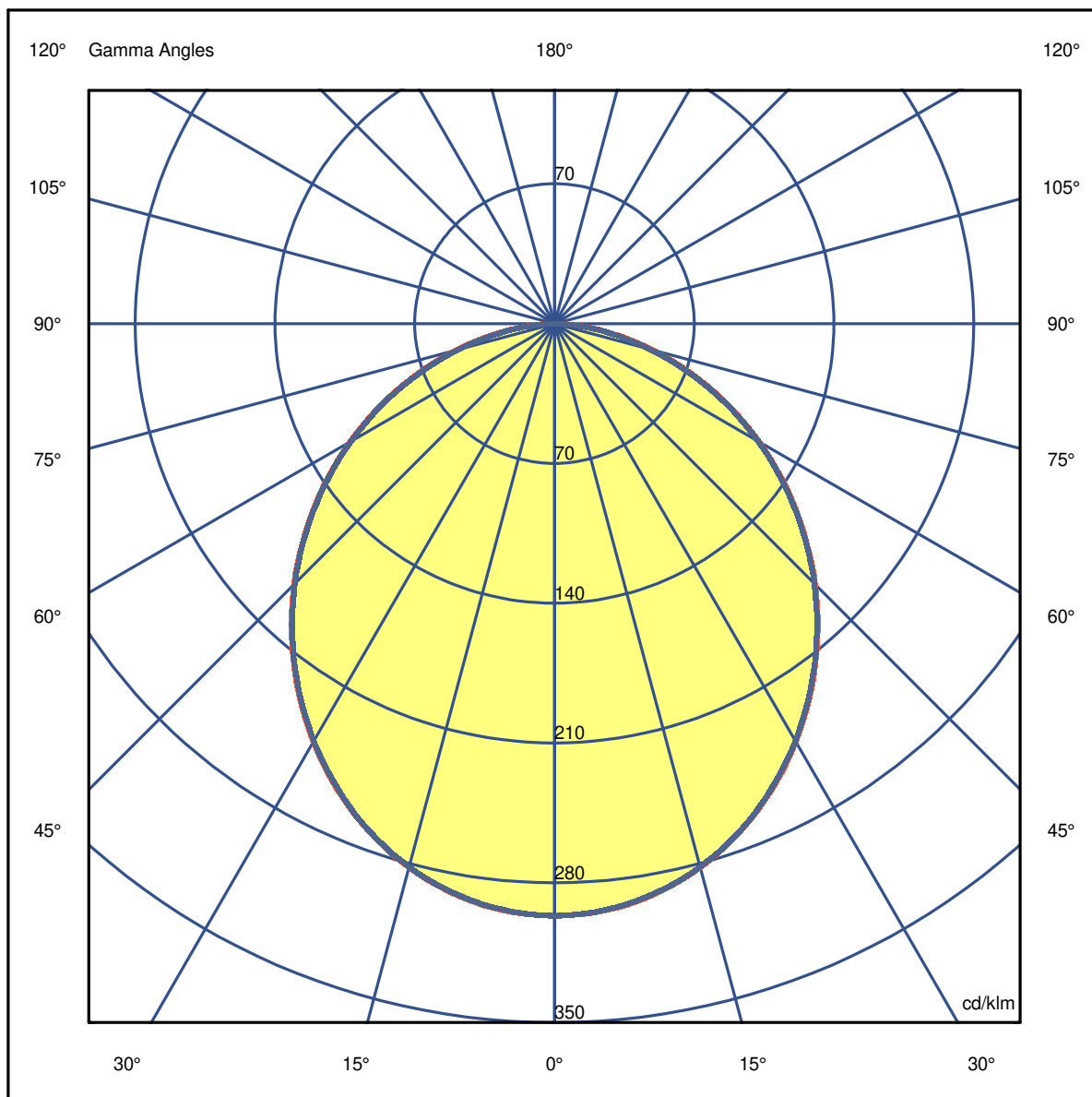
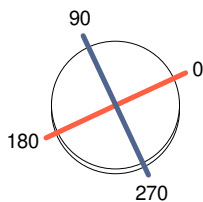
Name ROFY 60 D1150 LIGHT+ K3 840 HO

Luminaire Flux	15933 lm	Luminaire Power	106.6 W	Efficacy	149.450 lm/W	Efficiency	79.49%
Source Flux	20044 lm	Maximum value	296.50 cd/klm	Position	C=0.00 G=0.00	CG	Double Symmetrical

Diam=1150mm

C Halfplanes

180.0 ————— 0.0
270.0 ————— 90.0



Luminaire

Code 90585L115

Name ROFY 60 D1150 LIGHT+ K3 840 HO

Measurem.

Code 4/8/2023

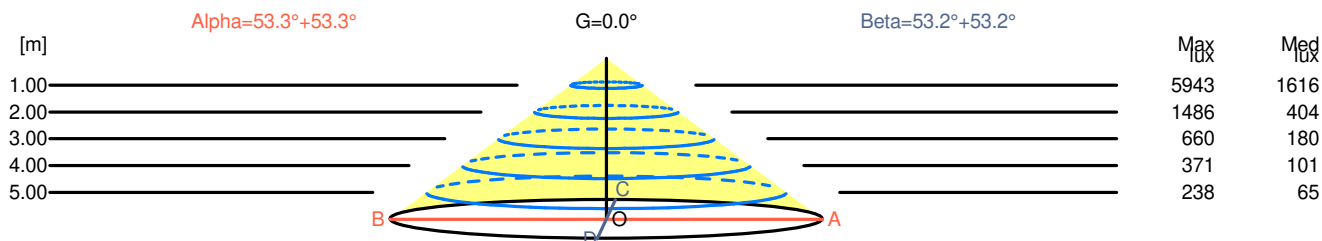
Name ROFY 60 D1150 LIGHT+ K3 840 HO

Luminaire Flux	15933 lm	Luminaire Power	106.6 W	Efficacy	149.450 lm/W	Efficiency	79.49%
Source Flux	20044 lm	Maximum value	296.50 cd/klm	Position	C=0.00 G=0.00	CG	Double Symmetrical

Width at 50.00 % of Max Intensity

H[m]	1.00	2.00	3.00	4.00	5.00	H[m]	1.00	2.00	3.00	4.00	5.00
OA	1.34	2.69	4.03	5.38	6.72	OC	1.34	2.67	4.01	5.35	6.68
OB	1.34	2.69	4.03	5.38	6.72	OD	1.34	2.67	4.01	5.35	6.68

	0	5	15	25	35	45	55	65	75	85
OA	5943.05	5908.97	5648.40	5161.33	4489.86	3698.12	2824.20	1912.20	1016.23	250.55
OB	5943.05	5908.97	5648.40	5161.33	4489.86	3698.12	2824.20	1912.20	1016.23	250.55
OC	5943.05	5902.96	5644.39	5147.30	4481.84	3688.10	2810.17	1896.16	992.18	230.51
OD	5943.05	5902.96	5644.39	5147.30	4481.84	3688.10	2810.17	1896.16	992.18	230.51



H[m]	D[m]	Max lux	Med lux	Alpha=53.3°+53.3°	G=0.0
1.00	2.69	5943	1616		
2.00	5.38	1486	404		
3.00	8.06	660	180		
4.00	10.75	371	101		
5.00	13.44	238	65		

H[m]	D[m]	Max lux	Med lux	Beta=53.2°+53.2°	G=0.0
1.00	2.67	5943	1616		
2.00	5.35	1486	404		
3.00	8.02	660	180		
4.00	10.69	371	101		
5.00	13.37	238	65		

Luminaire

Code 90585L115

Name ROFY 60 D1150 LIGHT+ K3 840 HO

Measurem.

Code 4/8/2023

Name ROFY 60 D1150 LIGHT+ K3 840 HO

Luminaire Flux	15933 lm	Luminaire Power	106.6 W	Efficacy	149.450 lm/W	Efficiency	79.49%
Source Flux	20044 lm	Maximum value	296.50 cd/klm	Position	C=0.00 G=0.00	CG	Double Symmetrical

UGR
S = 0.250

Reflectancies										
Ceiling/Cavity	0.7	0.7	0.5	0.5	0.3	0.7	0.7	0.5	0.5	0.3
Walls	0.5	0.3	0.5	0.3	0.3	0.5	0.3	0.5	0.3	0.3
Working Plane	0.2	0.2	0.2	0.2	0.2	0.2	0.2	0.2	0.2	0.2
Room Dimensions	Lateral View					Viewed Endwise				
x=2H y=2H	17.7	19.0	17.9	19.2	19.4	17.6	18.9	17.9	19.2	19.4
x=2H y=3H	19.1	20.3	19.4	20.5	20.8	19.0	20.2	19.3	20.5	20.7
x=2H y=4H	19.6	20.7	19.9	21.0	21.3	19.5	20.6	19.9	20.9	21.2
x=2H y=6H	19.9	21.0	20.3	21.3	21.6	19.9	20.9	20.2	21.2	21.5
x=2H y=8H	20.0	21.0	20.4	21.3	21.7	19.9	20.9	20.3	21.2	21.6
x=2H y=12H	20.1	21.0	20.5	21.4	21.7	20.0	20.9	20.4	21.3	21.6
x=4H y=2H	18.3	19.4	18.6	19.7	20.0	18.3	19.4	18.6	19.6	19.9
x=4H y=3H	19.9	20.8	20.2	21.1	21.5	19.8	20.8	20.2	21.1	21.5
x=4H y=4H	20.5	21.4	20.9	21.7	22.1	20.5	21.3	20.9	21.7	22.0
x=4H y=6H	21.0	21.7	21.4	22.1	22.5	20.9	21.6	21.3	22.0	22.4
x=4H y=8H	21.1	21.8	21.6	22.2	22.6	21.0	21.7	21.5	22.1	22.5
x=4H y=12H	21.2	21.8	21.6	22.2	22.7	21.1	21.7	21.5	22.1	22.5
x=8H y=4H	20.8	21.4	21.2	21.8	22.2	20.7	21.4	21.2	21.8	22.2
x=8H y=6H	21.3	21.9	21.8	22.3	22.8	21.3	21.8	21.7	22.2	22.7
x=8H y=8H	21.5	22.0	22.0	22.5	23.0	21.4	21.9	21.9	22.4	22.9
x=8H y=12H	21.7	22.1	22.1	22.6	23.1	21.5	22.0	22.0	22.4	22.9
x=12H y=4H	20.8	21.4	21.2	21.8	22.2	20.7	21.3	21.2	21.7	22.2
x=12H y=6H	21.4	21.9	21.9	22.3	22.8	21.3	21.8	21.8	22.2	22.7
x=12H y=8H	21.6	22.0	22.1	22.5	23.0	21.5	21.9	22.0	22.4	22.9

Luminaire

Code 90585L115

Name ROFY 60 D1150 LIGHT+ K3 840 HO

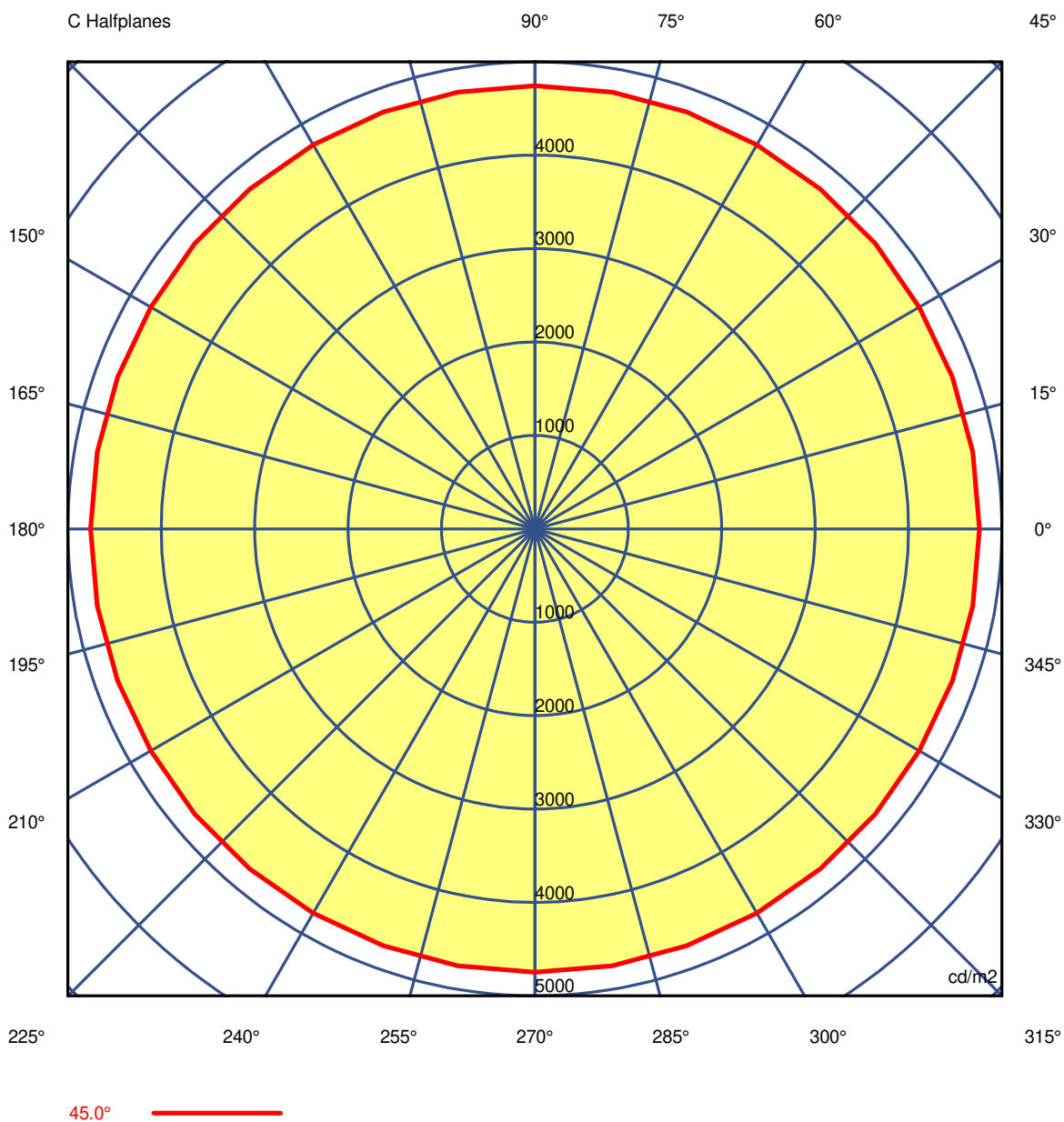
Measurem.

Code 4/8/2023

Name ROFY 60 D1150 LIGHT+ K3 840 HO

Luminaire Flux	15933 lm	Luminaire Power	106.6 W	Efficacy	149.450 lm/W	Efficiency	79.49%
Source Flux	20044 lm	Maximum value	296.50 cd/klm	Position	C=0.00 G=0.00	CG Double Symmetrical	

Luminance



Luminaire

Code 90585L115

Name ROFY 60 D1150 LIGHT+ K3 840 HO

Measurement

Code 4/8/2023

Name ROFY 60 D1150 LIGHT+ K3 840 HO

Luminaire Flux	15933 lm		Luminaire Power		106.6 W		Efficacy		149.450 lm/W		Efficiency		79.49%	
Source Flux	20044 lm		Maximum value		296.50 cd/klm		Position		C=0.00 G=0.00		CG		Double Symmetrical	
Luminance cd/m2														
Table 1/3														
	C 0.00	C 10.00	C 20.00	C 30.00	C 40.00	C 50.00	C 60.00	C 70.00	C 80.00	C 90.00	C 100.00	C 110.00	C 120.00	
G 0.0	5926	5926	5926	5926	5926	5926	5926	5926	5926	5926	5926	5926	5926	
G 5.0	5865	5865	5865	5865	5867	5867	5865	5867	5866	5859	5866	5867	5865	
G 10.0	5786	5788	5787	5784	5785	5787	5788	5787	5784	5778	5784	5787	5788	
G 15.0	5685	5686	5687	5687	5685	5685	5687	5686	5684	5681	5684	5686	5687	
G 20.0	5568	5570	5568	5566	5567	5567	5566	5568	5566	5560	5566	5568	5566	
G 25.0	5436	5434	5433	5432	5432	5432	5432	5431	5427	5421	5427	5431	5432	
G 30.0	5286	5285	5282	5281	5285	5285	5281	5281	5281	5279	5281	5281	5281	
G 35.0	5122	5120	5120	5120	5120	5119	5117	5116	5114	5113	5114	5116	5117	
G 40.0	4946	4946	4944	4941	4943	4943	4941	4941	4939	4934	4939	4941	4941	
G 45.0	4759	4758	4754	4751	4754	4753	4749	4751	4751	4746	4751	4751	4749	
G 50.0	4552	4549	4549	4549	4545	4543	4543	4540	4536	4532	4536	4540	4543	
G 55.0	4319	4317	4315	4313	4311	4310	4310	4308	4304	4298	4304	4308	4310	
G 60.0	4063	4058	4055	4053	4048	4044	4042	4038	4034	4032	4034	4038	4042	
G 65.0	3743	3740	3739	3739	3734	3728	3723	3721	3717	3712	3712	3721	3723	
G 70.0	3373	3362	3357	3354	3342	3331	3326	3324	3319	3312	3319	3324	3326	
G 75.0	2884	2884	2880	2867	2853	2835	2822	2822	2820	2816	2820	2822	2822	
G 80.0	2267	2264	2253	2238	2225	2199	2170	2170	2168	2156	2168	2170	2170	
G 85.0	1368	1382	1368	1336	1320	1303	1281	1272	1267	1259	1267	1272	1281	
G 90.0	250	234	230	230	230	230	230	230	230	230	230	230	230	

Luminaire

Code 90585L115

Name ROFY 60 D1150 LIGHT+ K3 840 HO

Measurement

Code 4/8/2023

Name ROFY 60 D1150 LIGHT+ K3 840 HO

Luminaire Flux	15933 lm	Luminaire Power		106.6 W	Efficacy	149.450 lm/W		Efficiency	79.49%				
Source Flux	20044 lm	Maximum value		296.50 cd/klm	Position	C=0.00 G=0.00		CG	Double Symmetrical				
Luminance cd/m2 Table 2/3													
	C 130.00	C 140.00	C 150.00	C 160.00	C 170.00	C 180.00	C 190.00	C 200.00	C 210.00	C 220.00	C 230.00	C 240.00	C 250.00
G 0.0	5926	5926	5926	5926	5926	5926	5926	5926	5926	5926	5926	5926	5926
G 5.0	5867	5867	5865	5865	5865	5865	5865	5865	5865	5867	5867	5865	5867
G 10.0	5787	5785	5784	5787	5788	5786	5788	5787	5784	5785	5787	5788	5787
G 15.0	5685	5685	5687	5687	5686	5685	5686	5687	5687	5685	5685	5687	5686
G 20.0	5567	5567	5566	5568	5570	5568	5570	5568	5566	5567	5567	5566	5568
G 25.0	5432	5432	5432	5433	5434	5436	5434	5433	5432	5432	5432	5432	5431
G 30.0	5285	5285	5281	5282	5285	5286	5285	5282	5281	5285	5285	5281	5281
G 35.0	5119	5120	5120	5120	5120	5122	5120	5120	5120	5120	5119	5117	5116
G 40.0	4943	4943	4941	4944	4946	4946	4946	4944	4941	4943	4943	4941	4941
G 45.0	4753	4754	4751	4754	4758	4759	4758	4754	4751	4754	4753	4749	4751
G 50.0	4543	4545	4549	4549	4549	4552	4549	4549	4549	4545	4543	4543	4540
G 55.0	4310	4311	4313	4315	4317	4319	4317	4315	4313	4311	4310	4310	4308
G 60.0	4044	4048	4053	4055	4058	4063	4058	4055	4053	4048	4044	4042	4038
G 65.0	3728	3734	3739	3739	3740	3743	3740	3739	3739	3734	3728	3723	3721
G 70.0	3331	3342	3354	3357	3362	3373	3362	3357	3354	3342	3331	3326	3324
G 75.0	2835	2853	2867	2880	2884	2884	2884	2880	2867	2853	2835	2822	2822
G 80.0	2199	2225	2238	2253	2264	2267	2264	2253	2238	2225	2199	2170	2170
G 85.0	1303	1320	1336	1368	1382	1368	1382	1368	1336	1320	1303	1281	1272
G 90.0	230	230	230	230	234	250	234	230	230	230	230	230	230

Luminaire

Code 90585L115

Name ROFY 60 D1150 LIGHT+ K3 840 HO

Measurem.

Code 4/8/2023

Name ROFY 60 D1150 LIGHT+ K3 840 HO

Luminaire Flux	15933 lm	Luminaire Power	106.6 W	Efficacy	149.450 lm/W	Efficiency	79.49%
Source Flux	20044 lm	Maximum value	296.50 cd/klm	Position	C=0.00 G=0.00	CG	Double Symmetrical

Luminance cd/m2 Table 3/3

	C 260.00	C 270.00	C 280.00	C 290.00	C 300.00	C 310.00	C 320.00	C 330.00	C 340.00	C 350.00
G 0.0	5926	5926	5926	5926	5926	5926	5926	5926	5926	5926
G 5.0	5866	5859	5866	5867	5865	5867	5867	5865	5865	5865
G 10.0	5784	5778	5784	5787	5788	5787	5785	5784	5787	5788
G 15.0	5684	5681	5684	5686	5687	5685	5685	5687	5687	5686
G 20.0	5566	5560	5566	5568	5566	5567	5567	5566	5568	5570
G 25.0	5427	5421	5427	5431	5432	5432	5432	5432	5433	5434
G 30.0	5281	5279	5281	5281	5281	5285	5285	5281	5282	5285
G 35.0	5114	5113	5114	5116	5117	5119	5120	5120	5120	5120
G 40.0	4939	4934	4939	4941	4941	4943	4943	4941	4944	4946
G 45.0	4751	4746	4751	4751	4749	4753	4754	4751	4754	4758
G 50.0	4536	4532	4536	4540	4543	4543	4545	4549	4549	4549
G 55.0	4304	4298	4304	4308	4310	4310	4311	4313	4315	4317
G 60.0	4034	4032	4034	4038	4042	4044	4048	4053	4055	4058
G 65.0	3717	3712	3717	3721	3723	3728	3734	3739	3739	3740
G 70.0	3319	3312	3319	3324	3326	3331	3342	3354	3357	3362
G 75.0	2820	2816	2820	2822	2822	2835	2853	2867	2880	2884
G 80.0	2168	2156	2168	2170	2170	2199	2225	2238	2253	2264
G 85.0	1267	1259	1267	1272	1281	1303	1320	1336	1368	1382
G 90.0	230	230	230	230	230	230	230	230	230	234