

Luminaire

Code 90587L900
Name ROFY 60 D/I D0900 GCONTROL+ K3 830 HO

Measurem.

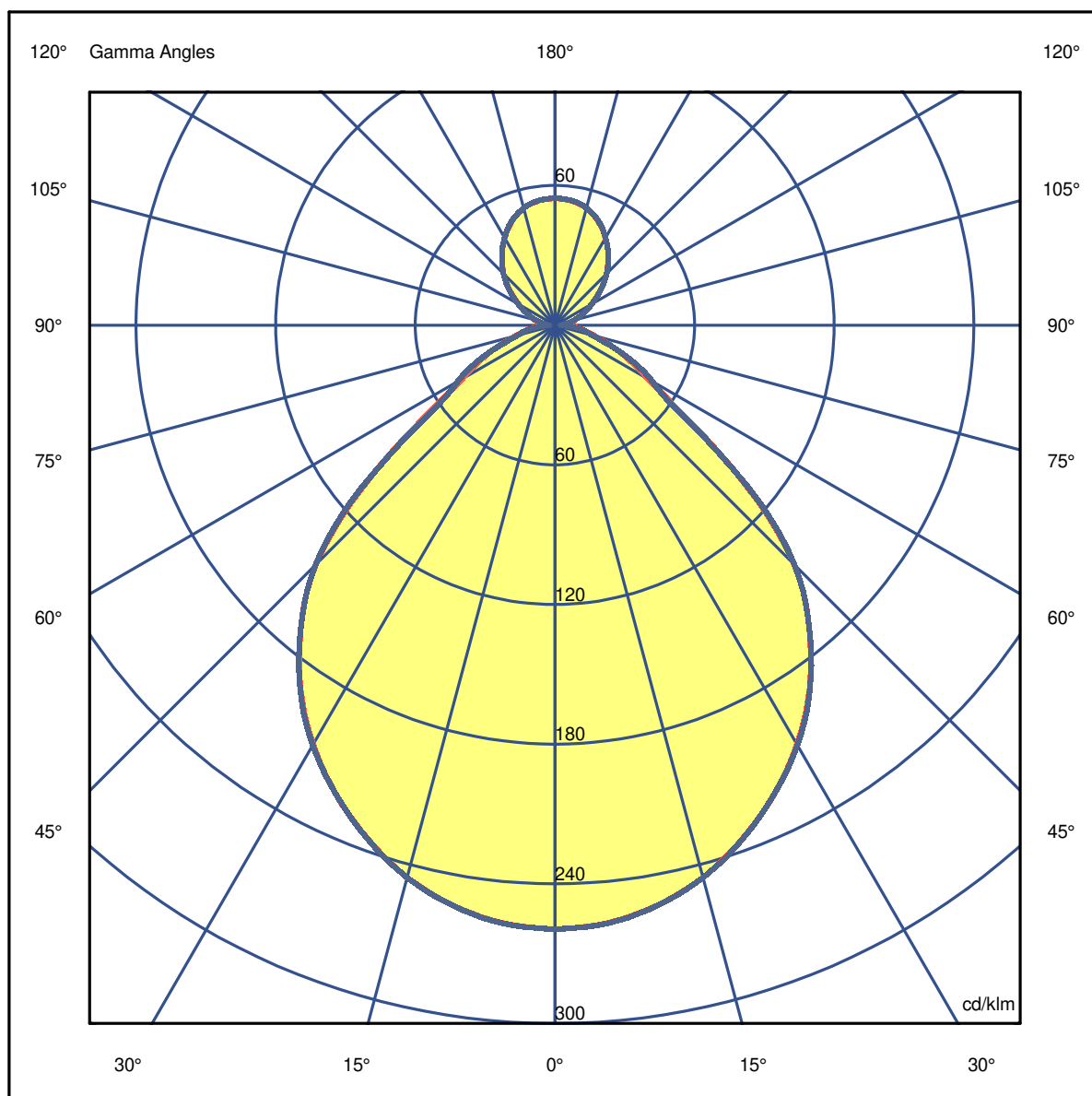
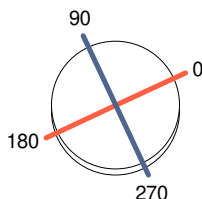
Code 26/7/2023
Name ROFY 60 D/I D0900 GCONTROL+ K3 830 HO

Luminaire Flux	10472 lm	Luminaire Power	83.9 W	Efficacy	124.816 lm/W	Efficiency	70.45%
Source Flux	14864 lm	Maximum value	259.40 cd/klm	Position	C=0.00 G=0.00	CG	Double Symmetrical

Diam=900mm

C Halfplanes

180.0 ——— 0.0
270.0 ——— 90.0



Luminaire

Code 90587L900
Name ROFY 60 D/I D0900 GCONTROL+ K3 830 HO

Measurem.

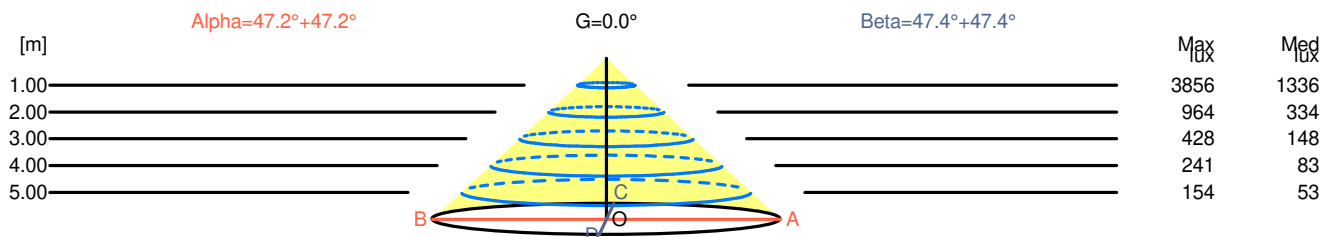
Code 26/7/2023
Name ROFY 60 D/I D0900 GCONTROL+ K3 830 HO

Luminaire Flux	10472 lm	Luminaire Power	83.9 W	Efficacy	124.816 lm/W	Efficiency	70.45%
Source Flux	14864 lm	Maximum value	259.40 cd/klm	Position	C=0.00 G=0.00	CG	Double Symmetrical

Width at 50.00 % of Max Intensity

H[m]	1.00	2.00	3.00	4.00	5.00	H[m]	1.00	2.00	3.00	4.00	5.00
OA	1.08	2.16	3.25	4.33	5.41	OC	1.09	2.17	3.26	4.35	5.44
OB	1.08	2.16	3.25	4.33	5.41	OD	1.09	2.17	3.26	4.35	5.44

	0	5	15	25	35	45	55	65	75	85
OA	3855.72	3831.94	3650.60	3307.24	2833.08	2159.74	1003.32	524.70	258.63	120.40
OB	3855.72	3831.94	3650.60	3307.24	2833.08	2159.74	1003.32	524.70	258.63	120.40
OC	3855.72	3833.43	3650.60	3307.24	2839.02	2162.71	967.65	551.45	246.74	99.59
OD	3855.72	3833.43	3650.60	3307.24	2839.02	2162.71	967.65	551.45	246.74	99.59



H[m]	D[m]	Max lux	Med lux	Alpha=47.2°+47.2°	G=0.0
1.00	2.16	3856	1336		
2.00	4.33	964	334		
3.00	6.49	428	148		
4.00	8.65	241	83		
5.00	10.82	154	53		

H[m]	D[m]	Max lux	Med lux	Beta=47.4°+47.4°	G=0.0
1.00	2.17	3856	1336		
2.00	4.35	964	334		
3.00	6.52	428	148		
4.00	8.70	241	83		
5.00	10.87	154	53		

Luminaire

Code 90587L900
Name ROFY 60 D/I D0900 GCONTROL+ K3 830 HO

Measurem.

Code 26/7/2023
Name ROFY 60 D/I D0900 GCONTROL+ K3 830 HO

Luminaire Flux	10472 lm	Luminaire Power	83.9 W	Efficacy	124.816 lm/W	Efficiency	70.45%
Source Flux	14864 lm	Maximum value	259.40 cd/klm	Position	C=0.00 G=0.00	CG	Double Symmetrical

UGR
S = 0.250

Reflectancies										
Ceiling/Cavity	0.7	0.7	0.5	0.5	0.3	0.7	0.7	0.5	0.5	0.3
Walls	0.5	0.3	0.5	0.3	0.3	0.5	0.3	0.5	0.3	0.3
Working Plane	0.2	0.2	0.2	0.2	0.2	0.2	0.2	0.2	0.2	0.2
Room Dimensions	Lateral View					Viewed Endwise				
x=2H y=2H	14.4	15.4	14.9	15.9	16.5	14.7	15.7	15.3	16.2	16.8
x=2H y=3H	14.9	15.7	15.5	16.3	16.9	15.1	16.0	15.7	16.5	17.2
x=2H y=4H	15.0	15.8	15.6	16.4	17.1	15.2	16.0	15.8	16.6	17.3
x=2H y=6H	15.2	15.9	15.8	16.5	17.2	15.4	16.1	16.0	16.7	17.4
x=2H y=8H	15.3	16.0	15.9	16.6	17.3	15.4	16.1	16.0	16.7	17.4
x=2H y=12H	15.3	16.0	16.0	16.6	17.3	15.4	16.1	16.1	16.7	17.5
x=4H y=2H	14.7	15.5	15.3	16.1	16.7	15.0	15.8	15.6	16.4	17.0
x=4H y=3H	15.3	16.0	15.9	16.6	17.3	15.6	16.3	16.3	16.9	17.6
x=4H y=4H	15.5	16.1	16.2	16.8	17.5	15.8	16.4	16.5	17.1	17.8
x=4H y=6H	15.8	16.3	16.5	17.0	17.7	16.1	16.6	16.7	17.2	18.0
x=4H y=8H	15.9	16.4	16.6	17.1	17.9	16.2	16.6	16.9	17.3	18.1
x=4H y=12H	16.0	16.4	16.7	17.1	17.9	16.2	16.6	16.9	17.3	18.2
x=8H y=4H	15.6	16.1	16.3	16.8	17.6	15.9	16.4	16.6	17.1	17.9
x=8H y=6H	16.0	16.4	16.7	17.1	17.9	16.2	16.6	17.0	17.3	18.2
x=8H y=8H	16.2	16.5	16.9	17.3	18.1	16.4	16.7	17.2	17.5	18.3
x=8H y=12H	16.4	16.7	17.1	17.4	18.3	16.5	16.8	17.3	17.6	18.5
x=12H y=4H	15.6	16.0	16.3	16.7	17.6	15.9	16.3	16.6	17.0	17.8
x=12H y=6H	16.0	16.3	16.8	17.1	17.9	16.3	16.6	17.0	17.3	18.2
x=12H y=8H	16.2	16.5	17.0	17.3	18.2	16.4	16.7	17.2	17.5	18.4

Luminaire

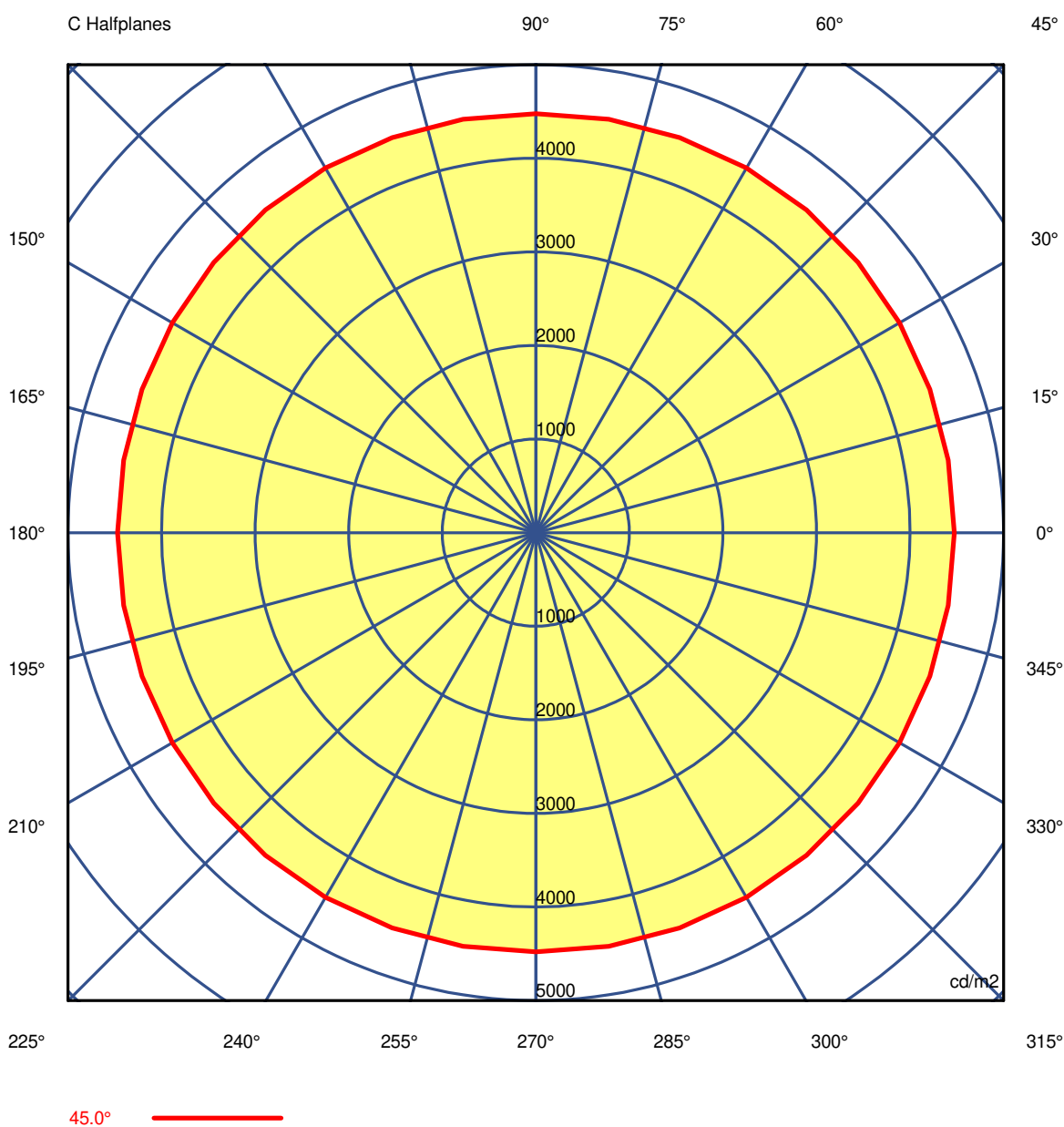
Code 90587L900
Name ROFY 60 D/I D0900 GCONTROL+ K3 830 HO

Measurem.

Code 26/7/2023
Name ROFY 60 D/I D0900 GCONTROL+ K3 830 HO

Luminaire Flux	10472 lm	Luminaire Power	83.9 W	Efficacy	124.816 lm/W	Efficiency	70.45%
Source Flux	14864 lm	Maximum value	259.40 cd/klm	Position	C=0.00 G=0.00	CG Double Symmetrical	

Luminance



Luminaire

Code 90587L900

Name ROFY 60 D/I D0900 GCONTROL+ K3 830 HO

Measurement

Code 26/7/2023

Name ROFY 60 D/I D0900 GCONTROL+ K3 830 HO

Luminaire Flux	10472 lm		Luminaire Power		83.9 W		Efficacy		124.816 lm/W		Efficiency		70.45%	
Source Flux	14864 lm		Maximum value		259.40 cd/klm		Position		C=0.00 G=0.00		CG		Double Symmetrical	
Luminance cd/m2														
Table 1/3														
	C 0.00	C 10.00	C 20.00	C 30.00	C 40.00	C 50.00	C 60.00	C 70.00	C 80.00	C 90.00	C 100.00	C 110.00	C 120.00	
G 0.0	6339	6339	6339	6339	6339	6339	6339	6339	6339	6339	6339	6339	6339	
G 5.0	6257	6257	6257	6257	6259	6259	6257	6257	6258	6260	6258	6257	6257	
G 10.0	6145	6147	6148	6148	6150	6149	6148	6149	6150	6148	6150	6149	6148	
G 15.0	6016	6016	6017	6021	6023	6023	6023	6022	6019	6016	6019	6022	6023	
G 20.0	5850	5853	5858	5867	5880	5887	5885	5876	5864	5852	5864	5876	5885	
G 25.0	5674	5676	5679	5685	5693	5700	5700	5690	5680	5674	5680	5690	5700	
G 30.0	5478	5489	5483	5467	5467	5467	5467	5469	5475	5488	5475	5469	5467	
G 35.0	5236	5243	5233	5211	5198	5192	5192	5204	5224	5247	5224	5204	5192	
G 40.0	4913	4921	4918	4905	4890	4880	4881	4899	4913	4916	4913	4899	4881	
G 45.0	4472	4476	4481	4487	4496	4501	4500	4494	4486	4478	4486	4494	4500	
G 50.0	3561	3583	3640	3750	3825	3869	3866	3789	3688	3598	3688	3789	3866	
G 55.0	2446	2313	2531	2961	3133	3169	3168	3057	2775	2359	2775	3057	3168	
G 60.0	1866	1907	1958	2083	2339	2520	2466	2196	1991	1946	1991	2196	2466	
G 65.0	1615	1706	1663	1592	1889	2159	2087	1710	1534	1698	1534	1710	2087	
G 70.0	1357	1346	1305	1319	1583	1796	1736	1454	1333	1330	1333	1454	1736	
G 75.0	1126	1100	1038	1029	1202	1346	1307	1123	1024	1074	1024	1123	1307	
G 80.0	1036	1042	1073	1119	1147	1154	1136	1086	1043	1020	1043	1086	1136	
G 85.0	944	920	925	932	834	751	758	820	835	781	835	820	758	
G 90.0	676	662	650	636	613	575	537	522	507	477	507	522	537	

Luminaire

Code 90587L900

Name ROFY 60 D/I D0900 GCONTROL+ K3 830 HO

Measurement

Code 26/7/2023

Name ROFY 60 D/I D0900 GCONTROL+ K3 830 HO

Luminaire Flux	10472 lm	Luminaire Power		83.9 W		Efficacy		124.816 lm/W		Efficiency		70.45%	
Source Flux	14864 lm	Maximum value		259.40 cd/klm		Position		C=0.00 G=0.00		CG		Double Symmetrical	
Luminance cd/m2 Table 2/3													
	C 130.00	C 140.00	C 150.00	C 160.00	C 170.00	C 180.00	C 190.00	C 200.00	C 210.00	C 220.00	C 230.00	C 240.00	C 250.00
G 0.0	6339	6339	6339	6339	6339	6339	6339	6339	6339	6339	6339	6339	6339
G 5.0	6259	6259	6257	6257	6257	6257	6257	6257	6257	6259	6259	6257	6257
G 10.0	6149	6150	6148	6148	6147	6145	6147	6148	6148	6150	6149	6148	6149
G 15.0	6023	6023	6021	6017	6016	6016	6016	6017	6021	6023	6023	6023	6022
G 20.0	5887	5880	5867	5858	5853	5850	5853	5858	5867	5880	5887	5885	5876
G 25.0	5700	5693	5685	5679	5676	5674	5676	5679	5685	5693	5700	5700	5690
G 30.0	5467	5467	5467	5483	5489	5478	5489	5483	5467	5467	5467	5467	5469
G 35.0	5192	5198	5211	5233	5243	5236	5243	5233	5211	5198	5192	5192	5204
G 40.0	4880	4890	4905	4918	4921	4913	4921	4918	4905	4890	4880	4881	4899
G 45.0	4501	4496	4487	4481	4476	4472	4476	4481	4487	4496	4501	4500	4494
G 50.0	3869	3825	3750	3640	3583	3561	3583	3640	3750	3825	3869	3866	3789
G 55.0	3169	3133	2961	2531	2313	2446	2313	2531	2961	3133	3169	3168	3057
G 60.0	2520	2339	2083	1958	1907	1866	1907	1958	2083	2339	2520	2466	2196
G 65.0	2159	1889	1592	1663	1706	1615	1706	1663	1592	1889	2159	2087	1710
G 70.0	1796	1583	1319	1305	1346	1357	1346	1305	1319	1583	1796	1736	1454
G 75.0	1346	1202	1029	1038	1100	1126	1100	1038	1029	1202	1346	1307	1123
G 80.0	1154	1147	1119	1073	1042	1036	1042	1073	1119	1147	1154	1136	1086
G 85.0	751	834	932	925	920	944	920	925	932	834	751	758	820
G 90.0	575	613	636	650	662	676	662	650	636	613	575	537	522

Luminaire

Code 90587L900

Name ROFY 60 D/I D0900 GCONTROL+ K3 830 HO

Measurem.

Code 26/7/2023

Name ROFY 60 D/I D0900 GCONTROL+ K3 830 HO

Luminaire Flux	10472 lm	Luminaire Power	83.9 W	Efficacy	124.816 lm/W	Efficiency	70.45%
Source Flux	14864 lm	Maximum value	259.40 cd/klm	Position	C=0.00 G=0.00	CG	Double Symmetrical

Luminance cd/m2 Table 3/3

	C 260.00	C 270.00	C 280.00	C 290.00	C 300.00	C 310.00	C 320.00	C 330.00	C 340.00	C 350.00
G 0.0	6339	6339	6339	6339	6339	6339	6339	6339	6339	6339
G 5.0	6258	6260	6258	6257	6257	6259	6259	6257	6257	6257
G 10.0	6150	6148	6150	6149	6148	6149	6150	6148	6148	6147
G 15.0	6019	6016	6019	6022	6023	6023	6023	6021	6017	6016
G 20.0	5864	5852	5864	5876	5885	5887	5880	5867	5858	5853
G 25.0	5680	5674	5680	5690	5700	5700	5693	5685	5679	5676
G 30.0	5475	5488	5475	5469	5467	5467	5467	5467	5483	5489
G 35.0	5224	5247	5224	5204	5192	5192	5198	5211	5233	5243
G 40.0	4913	4916	4913	4899	4881	4880	4890	4905	4918	4921
G 45.0	4486	4478	4486	4494	4500	4501	4496	4487	4481	4476
G 50.0	3688	3598	3688	3789	3866	3869	3825	3750	3640	3583
G 55.0	2775	2359	2775	3057	3168	3169	3133	2961	2531	2313
G 60.0	1991	1946	1991	2196	2466	2520	2339	2083	1958	1907
G 65.0	1534	1698	1534	1710	2087	2159	1889	1592	1663	1706
G 70.0	1333	1330	1333	1454	1736	1796	1583	1319	1305	1346
G 75.0	1024	1074	1024	1123	1307	1346	1202	1029	1038	1100
G 80.0	1043	1020	1043	1086	1136	1154	1147	1119	1073	1042
G 85.0	835	781	835	820	758	751	834	932	925	920
G 90.0	507	477	507	522	537	575	613	636	650	662