

Luminaire

Code 90589L900

Name ROFY 60 D/I D0900 LIGHT+ 830 HO

Measurem.

Code 26/7/2023

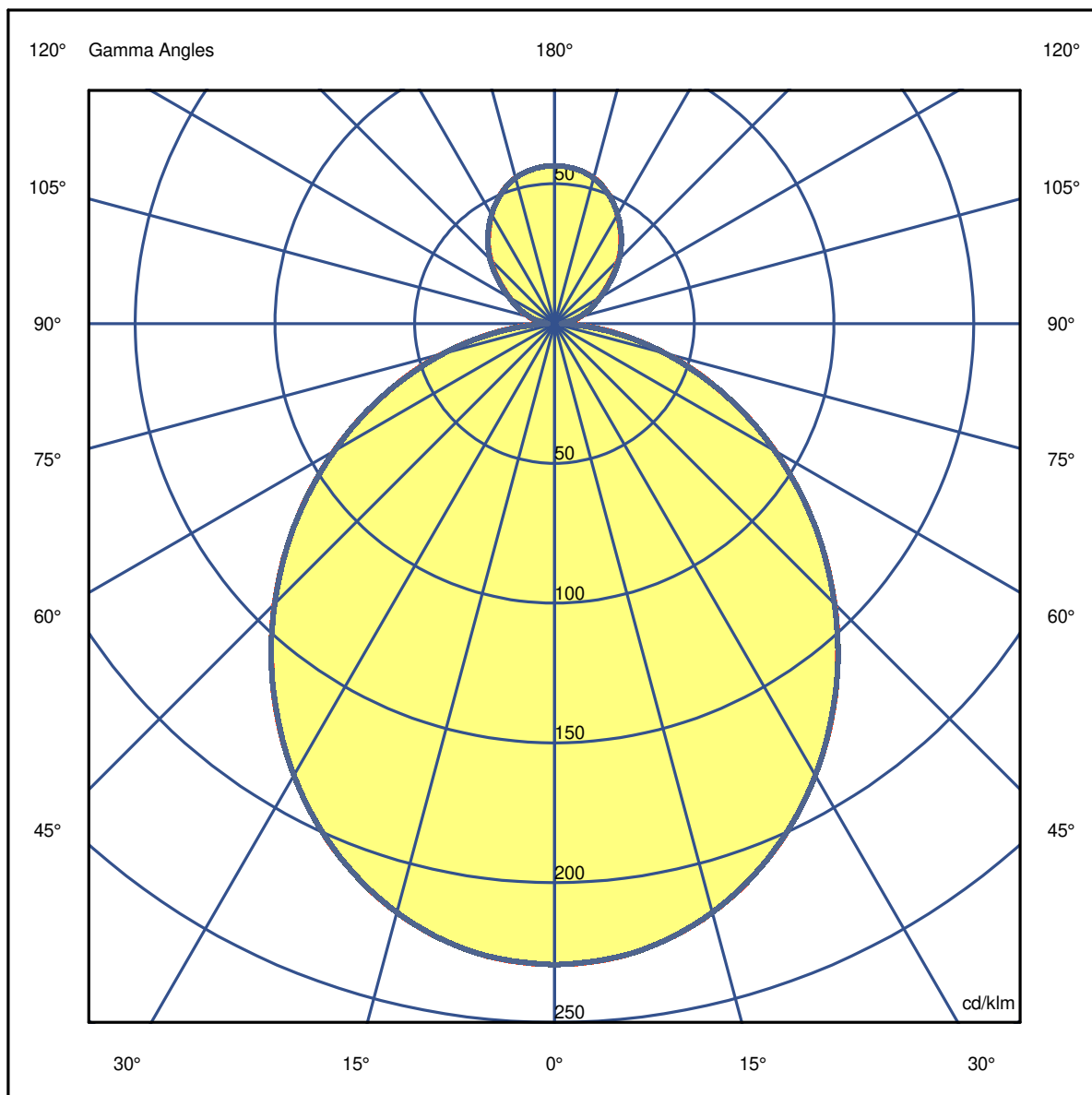
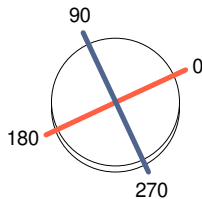
Name ROFY 60 D/I D0900 LIGHT+ 830 HO

Luminaire Flux	11346 lm	Luminaire Power	83.9 W	Efficacy	135.230 lm/W	Efficiency	76.33%
Source Flux	14864 lm	Maximum value	229.30 cd/klm	Position	C=0.00 G=0.00	CG	Double Symmetrical

Diam=900mm

C Halfplanes

180.0 ——— 0.0
270.0 ——— 90.0



Luminaire

Code 90589L900
Name ROFY 60 D/I D0900 LIGHT+ 830 HO

Measurem.

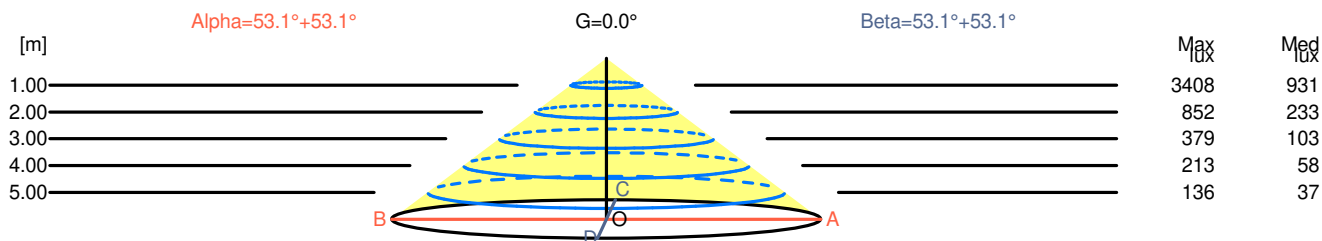
Code 26/7/2023
Name ROFY 60 D/I D0900 LIGHT+ 830 HO

Luminaire Flux	11346 lm	Luminaire Power	83.9 W	Efficacy	135.230 lm/W	Efficiency	76.33%
Source Flux	14864 lm	Maximum value	229.30 cd/klm	Position	C=0.00 G=0.00	CG	Double Symmetrical

Width at 50.00 % of Max Intensity

H[m]	1.00	2.00	3.00	4.00	5.00	H[m]	1.00	2.00	3.00	4.00	5.00
OA	1.33	2.67	4.00	5.33	6.67	OC	1.33	2.67	4.00	5.33	6.66
OB	1.33	2.67	4.00	5.33	6.67	OD	1.33	2.67	4.00	5.33	6.66

	0	5	15	25	35	45	55	65	75	85
OA	3408.32	3390.48	3241.84	2957.94	2568.50	2107.72	1609.77	1099.94	610.91	184.31
OB	3408.32	3390.48	3241.84	2957.94	2568.50	2107.72	1609.77	1099.94	610.91	184.31
OC	3408.32	3388.99	3240.35	2956.45	2565.53	2104.74	1608.28	1101.42	607.94	163.50
OD	3408.32	3388.99	3240.35	2956.45	2565.53	2104.74	1608.28	1101.42	607.94	163.50



H[m]	D[m]	Max lux	Med lux	Alpha=53.1°+53.1°	G=0.0	
1.00	2.67	3408	931			
2.00	5.33	852	233			
3.00	8.00	379	103			
4.00	10.67	213	58			
5.00	13.33	136	37			

H[m]	D[m]	Max lux	Med lux	Beta=53.1°+53.1°	G=0.0	
1.00	2.67	3408	931			
2.00	5.33	852	233			
3.00	8.00	379	103			
4.00	10.66	213	58			
5.00	13.33	136	37			

Luminaire

Code 90589L900

Name ROFY 60 D/I D0900 LIGHT+ 830 HO

Measurem.

Code 26/7/2023

Name ROFY 60 D/I D0900 LIGHT+ 830 HO

Luminaire Flux	11346 lm	Luminaire Power	83.9 W	Efficacy	135.230 lm/W	Efficiency	76.33%
Source Flux	14864 lm	Maximum value	229.30 cd/klm	Position	C=0.00 G=0.00	CG	Double Symmetrical

UGR

S = 0.250

Reflectancies										
Ceiling/Cavity	0.7	0.7	0.5	0.5	0.3	0.7	0.7	0.5	0.5	0.3
Walls	0.5	0.3	0.5	0.3	0.3	0.5	0.3	0.5	0.3	0.3
Working Plane	0.2	0.2	0.2	0.2	0.2	0.2	0.2	0.2	0.2	0.2
Room Dimensions	Lateral View					Viewed Endwise				
x=2H y=2H	16.1	17.2	16.7	17.7	18.3	16.1	17.2	16.7	17.7	18.3
x=2H y=3H	17.5	18.5	18.1	19.0	19.7	17.5	18.5	18.1	19.0	19.7
x=2H y=4H	18.0	18.9	18.6	19.5	20.2	18.0	19.0	18.6	19.5	20.2
x=2H y=6H	18.4	19.2	19.0	19.8	20.5	18.4	19.2	19.0	19.8	20.5
x=2H y=8H	18.5	19.3	19.1	19.9	20.6	18.5	19.3	19.1	19.9	20.6
x=2H y=12H	18.5	19.3	19.2	19.9	20.6	18.5	19.3	19.2	19.9	20.6
x=4H y=2H	16.7	17.6	17.3	18.2	18.8	16.7	17.6	17.3	18.2	18.8
x=4H y=3H	18.2	19.0	18.9	19.6	20.3	18.2	19.0	18.9	19.6	20.3
x=4H y=4H	18.9	19.6	19.5	20.2	20.9	18.9	19.6	19.5	20.2	20.9
x=4H y=6H	19.3	19.9	20.0	20.6	21.4	19.3	19.9	20.0	20.6	21.4
x=4H y=8H	19.5	20.0	20.2	20.7	21.5	19.5	20.0	20.2	20.7	21.5
x=4H y=12H	19.6	20.1	20.3	20.8	21.6	19.5	20.0	20.2	20.7	21.5
x=8H y=4H	19.1	19.6	19.8	20.3	21.1	19.1	19.6	19.8	20.3	21.1
x=8H y=6H	19.7	20.1	20.4	20.8	21.7	19.7	20.1	20.4	20.8	21.6
x=8H y=8H	19.9	20.3	20.6	21.0	21.8	19.8	20.2	20.6	21.0	21.8
x=8H y=12H	20.0	20.4	20.8	21.1	22.0	20.0	20.3	20.7	21.1	21.9
x=12H y=4H	19.1	19.6	19.8	20.3	21.1	19.1	19.6	19.8	20.3	21.1
x=12H y=6H	19.7	20.1	20.4	20.8	21.7	19.7	20.1	20.4	20.8	21.6
x=12H y=8H	19.9	20.3	20.7	21.0	21.9	19.9	20.2	20.7	21.0	21.9

Luminaire

Code 90589L900

Name ROFY 60 D/I D0900 LIGHT+ 830 HO

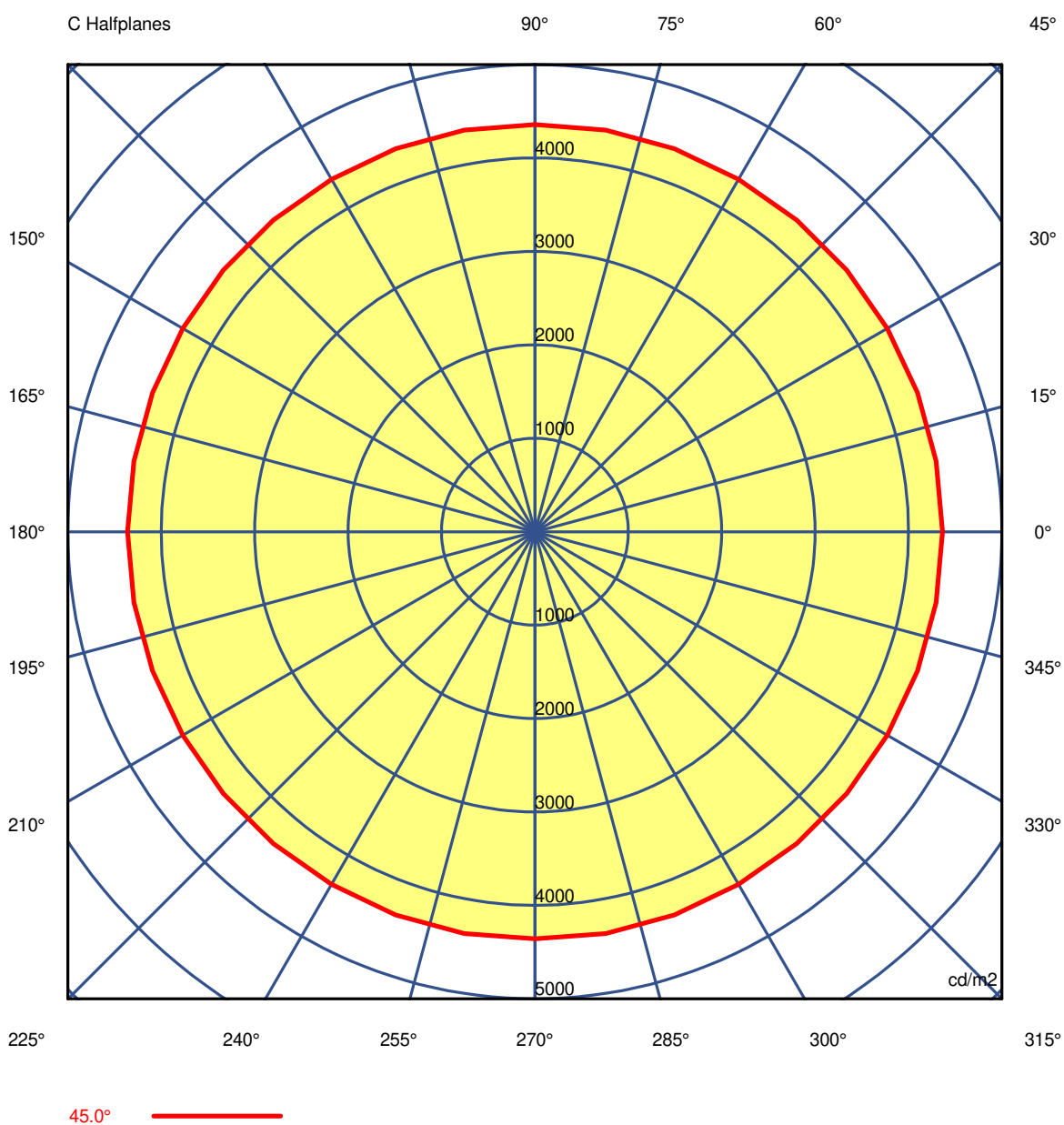
Measurem.

Code 26/7/2023

Name ROFY 60 D/I D0900 LIGHT+ 830 HO

Luminaire Flux	11346 lm	Luminaire Power	83.9 W	Efficacy	135.230 lm/W	Efficiency	76.33%
Source Flux	14864 lm	Maximum value	229.30 cd/klm	Position	C=0.00 G=0.00	CG Double Symmetrical	

Luminance



Luminaire

Code 90589L900

Name ROFY 60 D/I D0900 LIGHT+ 830 HO

Measurement

Code 26/7/2023

Name ROFY 60 D/I D0900 LIGHT+ 830 HO

Luminaire Flux	11346 lm	Luminaire Power		83.9 W		Efficacy		135.230 lm/W		Efficiency		76.33%	
Source Flux	14864 lm	Maximum value		229.30 cd/klm		Position		C=0.00 G=0.00		CG		Double Symmetrical	
Luminance cd/m2 Table 1/3													
	C 0.00	C 10.00	C 20.00	C 30.00	C 40.00	C 50.00	C 60.00	C 70.00	C 80.00	C 90.00	C 100.00	C 110.00	C 120.00
G 0.0	5604	5604	5604	5604	5604	5604	5604	5604	5604	5604	5604	5604	5604
G 5.0	5536	5534	5534	5536	5536	5536	5536	5536	5536	5534	5536	5536	5536
G 10.0	5448	5446	5445	5446	5447	5448	5448	5450	5450	5448	5450	5450	5448
G 15.0	5342	5340	5340	5342	5343	5341	5340	5341	5342	5340	5342	5341	5340
G 20.0	5215	5215	5215	5215	5215	5214	5213	5214	5215	5215	5215	5214	5213
G 25.0	5075	5071	5069	5070	5072	5072	5070	5073	5075	5072	5075	5073	5070
G 30.0	4917	4915	4914	4914	4914	4914	4914	4916	4917	4917	4917	4916	4914
G 35.0	4747	4743	4740	4741	4743	4743	4741	4743	4744	4741	4744	4743	4741
G 40.0	4558	4553	4552	4555	4555	4555	4555	4556	4559	4560	4559	4556	4555
G 45.0	4364	4360	4356	4355	4357	4358	4358	4365	4366	4358	4366	4365	4358
G 50.0	4152	4140	4141	4148	4144	4141	4145	4147	4149	4152	4149	4147	4145
G 55.0	3925	3917	3912	3911	3910	3913	3918	3918	3918	3921	3918	3918	3918
G 60.0	3671	3665	3661	3659	3656	3655	3659	3668	3671	3667	3671	3668	3659
G 65.0	3386	3380	3373	3368	3367	3369	3372	3378	3385	3391	3385	3378	3372
G 70.0	3060	3044	3036	3034	3029	3029	3034	3037	3042	3050	3042	3037	3034
G 75.0	2660	2641	2631	2628	2618	2614	2621	2635	2644	2647	2644	2635	2621
G 80.0	2139	2135	2123	2106	2095	2082	2073	2082	2096	2106	2096	2082	2073
G 85.0	1445	1412	1387	1364	1327	1285	1259	1263	1276	1282	1276	1263	1259
G 90.0	755	741	729	715	692	657	616	575	541	517	541	575	616

Luminaire

Code 90589L900

Name ROFY 60 D/I D0900 LIGHT+ 830 HO

Measurem.

Code 26/7/2023

Name ROFY 60 D/I D0900 LIGHT+ 830 HO

Luminaire Flux	11346 lm	Luminaire Power		83.9 W		Efficacy		135.230 lm/W		Efficiency		76.33%	
Source Flux	14864 lm	Maximum value		229.30 cd/klm		Position		C=0.00 G=0.00		CG		Double Symmetrical	
Luminance cd/m2 Table 2/3													
	C 130.00	C 140.00	C 150.00	C 160.00	C 170.00	C 180.00	C 190.00	C 200.00	C 210.00	C 220.00	C 230.00	C 240.00	C 250.00
G 0.0	5604	5604	5604	5604	5604	5604	5604	5604	5604	5604	5604	5604	5604
G 5.0	5536	5536	5536	5534	5534	5536	5534	5534	5536	5536	5536	5536	5536
G 10.0	5448	5447	5446	5445	5446	5448	5446	5445	5446	5447	5448	5448	5450
G 15.0	5341	5343	5342	5340	5340	5342	5340	5340	5342	5343	5341	5340	5341
G 20.0	5214	5215	5215	5215	5215	5215	5215	5215	5215	5215	5214	5213	5214
G 25.0	5072	5072	5070	5069	5071	5075	5071	5069	5070	5072	5072	5070	5073
G 30.0	4914	4914	4914	4914	4915	4917	4915	4914	4914	4914	4914	4914	4916
G 35.0	4743	4743	4741	4740	4743	4747	4743	4740	4741	4743	4743	4741	4743
G 40.0	4555	4555	4555	4552	4553	4558	4553	4552	4555	4555	4555	4555	4556
G 45.0	4358	4357	4355	4356	4360	4364	4360	4356	4355	4357	4358	4358	4365
G 50.0	4141	4144	4148	4141	4140	4152	4140	4141	4148	4144	4141	4145	4147
G 55.0	3913	3910	3911	3912	3917	3925	3917	3912	3911	3910	3913	3918	3918
G 60.0	3655	3656	3659	3661	3665	3671	3665	3661	3659	3656	3655	3659	3668
G 65.0	3369	3367	3368	3373	3380	3386	3380	3373	3368	3367	3369	3372	3378
G 70.0	3029	3029	3034	3036	3044	3060	3044	3036	3034	3029	3029	3034	3037
G 75.0	2614	2618	2628	2631	2641	2660	2641	2631	2628	2618	2614	2621	2635
G 80.0	2082	2095	2106	2123	2135	2139	2135	2123	2106	2095	2082	2073	2082
G 85.0	1285	1327	1364	1387	1412	1445	1412	1387	1364	1327	1285	1259	1263
G 90.0	657	692	715	729	741	755	741	729	715	692	657	616	575

Luminaire

Code 90589L900

Name ROFY 60 D/I D0900 LIGHT+ 830 HO

Measurem.

Code 26/7/2023

Name ROFY 60 D/I D0900 LIGHT+ 830 HO

Luminaire Flux	11346 lm	Luminaire Power	83.9 W	Efficacy	135.230 lm/W	Efficiency	76.33%
----------------	----------	-----------------	--------	----------	--------------	------------	--------

Source Flux	14864 lm	Maximum value	229.30 cd/klm	Position	C=0.00 G=0.00	CG	Double Symmetrical
-------------	----------	---------------	---------------	----------	---------------	----	--------------------

Luminance cd/m2 Table 3/3

	C 260.00	C 270.00	C 280.00	C 290.00	C 300.00	C 310.00	C 320.00	C 330.00	C 340.00	C 350.00
G 0.0	5604	5604	5604	5604	5604	5604	5604	5604	5604	5604
G 5.0	5536	5534	5536	5536	5536	5536	5536	5536	5534	5534
G 10.0	5450	5448	5450	5450	5448	5448	5447	5446	5445	5446
G 15.0	5342	5340	5342	5341	5340	5341	5343	5342	5340	5340
G 20.0	5215	5215	5215	5214	5213	5214	5215	5215	5215	5215
G 25.0	5075	5072	5075	5073	5070	5072	5072	5070	5069	5071
G 30.0	4917	4917	4917	4916	4914	4914	4914	4914	4914	4915
G 35.0	4744	4741	4744	4743	4741	4743	4743	4741	4740	4743
G 40.0	4559	4560	4559	4556	4555	4555	4555	4555	4552	4553
G 45.0	4366	4358	4366	4365	4358	4358	4357	4355	4356	4360
G 50.0	4149	4152	4149	4147	4145	4141	4144	4148	4141	4140
G 55.0	3918	3921	3918	3918	3918	3913	3910	3911	3912	3917
G 60.0	3671	3667	3671	3668	3659	3655	3656	3659	3661	3665
G 65.0	3385	3391	3385	3378	3372	3369	3367	3368	3373	3380
G 70.0	3042	3050	3042	3037	3034	3029	3029	3034	3036	3044
G 75.0	2644	2647	2644	2635	2621	2614	2618	2628	2631	2641
G 80.0	2096	2106	2096	2082	2073	2082	2095	2106	2123	2135
G 85.0	1276	1282	1276	1263	1259	1285	1327	1364	1387	1412
G 90.0	541	517	541	575	616	657	692	715	729	741