

**Luminaire**

Code 90593L600  
Name ROFY 60 /T D/I D0600 LIGHT+ K3 840 HO

**Measurem.**

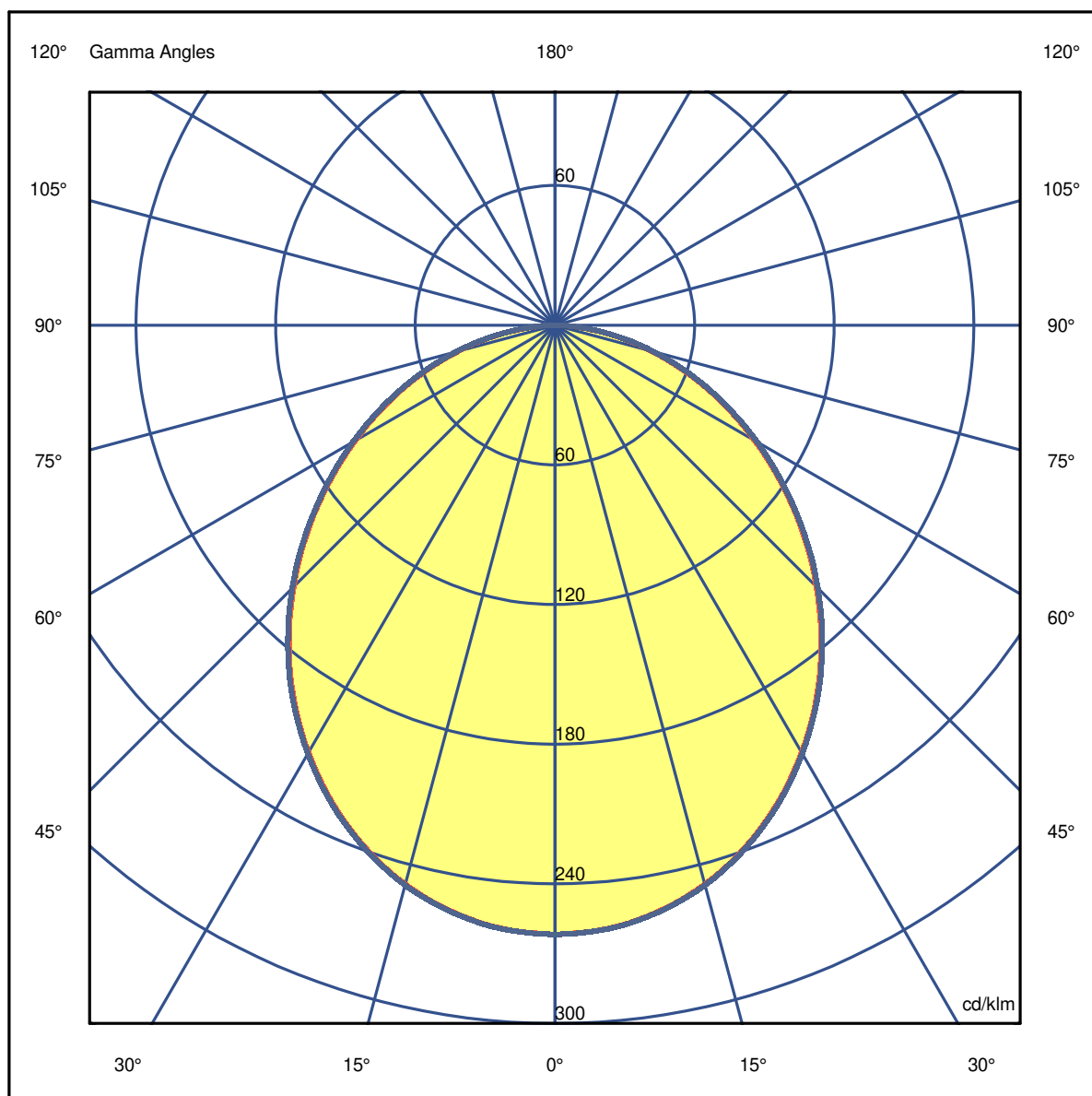
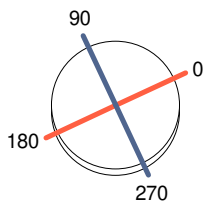
Code 26/7/2023  
Name ROFY 60 /T D/I D0600 LIGHT+ K3 840 HO

Luminaire Flux	7195 lm	Luminaire Power	56.3 W	Efficacy	127.815 lm/W	Efficiency	69.13%
Source Flux	10408 lm	Maximum value	261.70 cd/klm	Position	C=0.00 G=0.00	CG	Double Symmetrical

Diam=718mm

C Halfplanes

180.0 ——— 0.0  
270.0 ——— 90.0



**Luminaire**

Code 90593L600  
Name ROFY 60 /T D/I D0600 LIGHT+ K3 840 HO

**Measurem.**

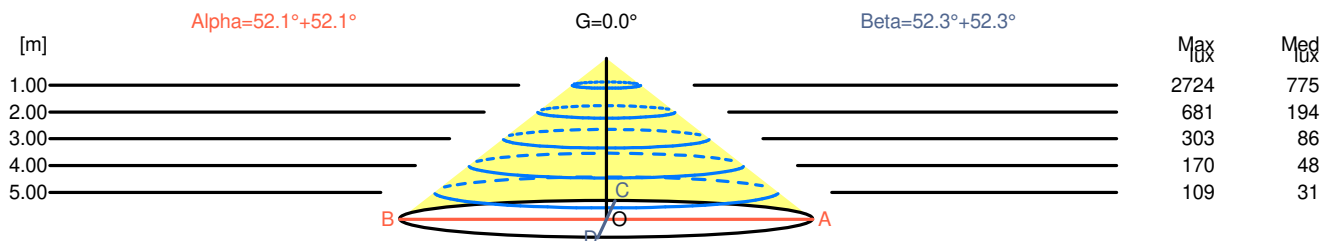
Code 26/7/2023  
Name ROFY 60 /T D/I D0600 LIGHT+ K3 840 HO

Luminaire Flux	7195 lm	Luminaire Power	56.3 W	Efficacy	127.815 lm/W	Efficiency	69.13%
Source Flux	10408 lm	Maximum value	261.70 cd/klm	Position	C=0.00 G=0.00	CG	Double Symmetrical

Width at 50.00 % of Max Intensity

H[m]	1.00	2.00	3.00	4.00	5.00	H[m]	1.00	2.00	3.00	4.00	5.00
OA	1.28	2.57	3.85	5.13	6.42	OC	1.29	2.59	3.88	5.17	6.46
OB	1.28	2.57	3.85	5.13	6.42	OD	1.29	2.59	3.88	5.17	6.46

	0	5	15	25	35	45	55	65	75	85
OA	2723.77	2708.16	2588.47	2356.37	2037.89	1653.83	1239.59	832.64	447.54	111.37
OB	2723.77	2708.16	2588.47	2356.37	2037.89	1653.83	1239.59	832.64	447.54	111.37
OC	2723.77	2709.20	2591.59	2361.58	2044.13	1662.16	1247.92	840.97	457.95	114.49
OD	2723.77	2709.20	2591.59	2361.58	2044.13	1662.16	1247.92	840.97	457.95	114.49



H[m]	D[m]	Max lux	Med lux	Alpha=52.1°+52.1°	G=0.0	
1.00	2.57	2724	775			
2.00	5.13	681	194			
3.00	7.70	303	86			
4.00	10.27	170	48			
5.00	12.84	109	31			

H[m]	D[m]	Max lux	Med lux	Beta=52.3°+52.3°	G=0.0	
1.00	2.59	2724	775			
2.00	5.17	681	194			
3.00	7.76	303	86			
4.00	10.34	170	48			
5.00	12.93	109	31			

**Luminaire**

Code 90593L600

Name ROFY 60 /T D/I D0600 LIGHT+ K3 840 HO

**Measurem.**

Code 26/7/2023

Name ROFY 60 /T D/I D0600 LIGHT+ K3 840 HO

Luminaire Flux	7195 lm	Luminaire Power	56.3 W	Efficacy	127.815 lm/W	Efficiency	69.13%
Source Flux	10408 lm	Maximum value	261.70 cd/klm	Position	C=0.00 G=0.00	CG	Double Symmetrical

**UGR**  
S = 0.250

Reflectancies										
Ceiling/Cavity	0.7	0.7	0.5	0.5	0.3	0.7	0.7	0.5	0.5	0.3
Walls	0.5	0.3	0.5	0.3	0.3	0.5	0.3	0.5	0.3	0.3
Working Plane	0.2	0.2	0.2	0.2	0.2	0.2	0.2	0.2	0.2	0.2
Room Dimensions	Lateral View					Viewed Endwise				
x=2H y=2H	17.5	18.8	17.8	19.0	19.3	17.5	18.8	17.8	19.0	19.3
x=2H y=3H	18.8	19.9	19.1	20.2	20.5	18.8	20.0	19.1	20.2	20.5
x=2H y=4H	19.2	20.3	19.6	20.6	20.9	19.3	20.4	19.6	20.7	21.0
x=2H y=6H	19.5	20.6	19.9	20.9	21.2	19.6	20.6	20.0	20.9	21.3
x=2H y=8H	19.6	20.6	20.0	20.9	21.2	19.7	20.7	20.0	21.0	21.3
x=2H y=12H	19.6	20.6	20.0	20.9	21.2	19.7	20.6	20.1	21.0	21.3
x=4H y=2H	18.1	19.2	18.4	19.5	19.7	18.1	19.2	18.4	19.5	19.8
x=4H y=3H	19.5	20.5	19.9	20.8	21.1	19.6	20.5	19.9	20.8	21.2
x=4H y=4H	20.1	21.0	20.5	21.3	21.7	20.2	21.0	20.6	21.4	21.7
x=4H y=6H	20.5	21.3	20.9	21.6	22.0	20.6	21.3	21.0	21.7	22.1
x=4H y=8H	20.6	21.3	21.1	21.7	22.1	20.7	21.4	21.1	21.8	22.2
x=4H y=12H	20.7	21.3	21.1	21.7	22.1	20.7	21.4	21.2	21.8	22.2
x=8H y=4H	20.3	21.0	20.8	21.4	21.8	20.4	21.1	20.8	21.5	21.9
x=8H y=6H	20.8	21.4	21.3	21.8	22.3	20.9	21.5	21.4	21.9	22.4
x=8H y=8H	21.0	21.5	21.5	21.9	22.4	21.1	21.6	21.6	22.0	22.5
x=8H y=12H	21.1	21.5	21.6	22.0	22.5	21.2	21.6	21.7	22.1	22.6
x=12H y=4H	20.3	21.0	20.8	21.4	21.8	20.4	21.0	20.8	21.4	21.8
x=12H y=6H	20.9	21.4	21.4	21.8	22.3	20.9	21.4	21.4	21.9	22.3
x=12H y=8H	21.1	21.5	21.6	21.9	22.5	21.1	21.6	21.6	22.0	22.5

**Luminaire**

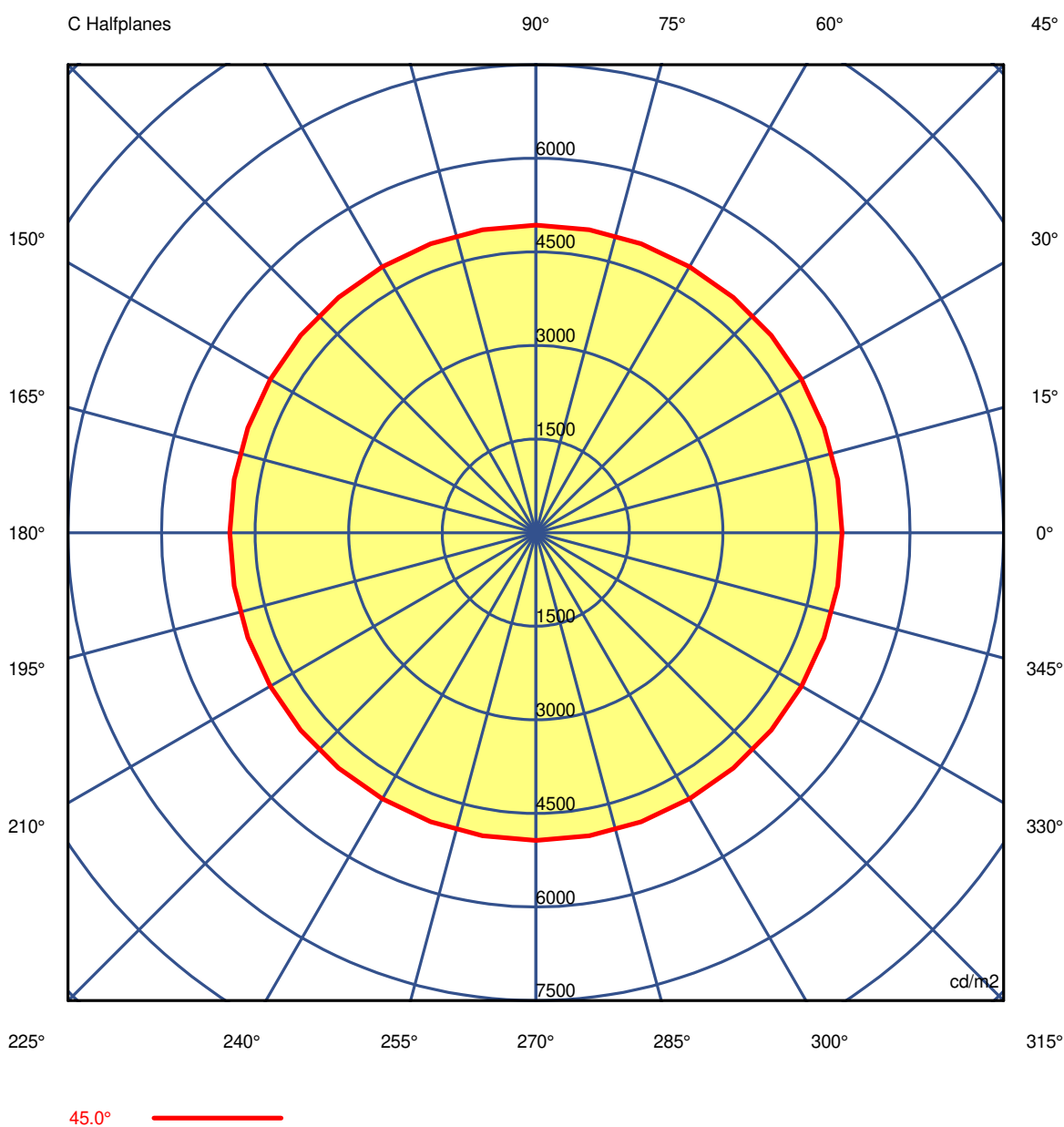
Code 90593L600  
Name ROFY 60 /T D/I D0600 LIGHT+ K3 840 HO

**Measurem.**

Code 26/7/2023  
Name ROFY 60 /T D/I D0600 LIGHT+ K3 840 HO

Luminaire Flux	7195 lm	Luminaire Power	56.3 W	Efficacy	127.815 lm/W	Efficiency	69.13%
Source Flux	10408 lm	Maximum value	261.70 cd/klm	Position	C=0.00 G=0.00	CG	Double Symmetrical

Luminance



**Luminaire**

Code 90593L600

Name ROFY 60 /T D/I D0600 LIGHT+ K3 840 HO

**Measurem.**

Code 26/7/2023

Name ROFY 60 /T D/I D0600 LIGHT+ K3 840 HO

Luminaire Flux	7195 lm		Luminaire Power		56.3 W		Efficacy		127.815 lm/W		Efficiency		69.13%	
Source Flux	10408 lm		Maximum value		261.70 cd/klm		Position		C=0.00 G=0.00		CG		Double Symmetrical	
Luminance cd/m2														
Table 1/3														
	C 0.00	C 10.00	C 20.00	C 30.00	C 40.00	C 50.00	C 60.00	C 70.00	C 80.00	C 90.00	C 100.00	C 110.00	C 120.00	
G 0.0	7078	7078	7078	7078	7078	7078	7078	7078	7078	7078	7078	7078	7078	
G 5.0	6920	6922	6922	6922	6922	6922	6922	6922	6922	6922	6922	6922	6922	
G 10.0	6741	6744	6744	6744	6744	6744	6744	6746	6747	6747	6747	6746	6744	
G 15.0	6545	6545	6546	6548	6548	6548	6548	6550	6552	6553	6552	6550	6548	
G 20.0	6324	6326	6327	6327	6329	6330	6332	6334	6335	6332	6335	6334	6332	
G 25.0	6080	6084	6086	6086	6087	6089	6091	6093	6094	6094	6094	6093	6091	
G 30.0	5820	5820	5822	5825	5825	5826	5831	5835	5836	5834	5836	5835	5831	
G 35.0	5540	5538	5537	5540	5546	5550	5551	5553	5555	5557	5555	5553	5551	
G 40.0	5234	5236	5238	5240	5244	5247	5249	5255	5258	5255	5258	5255	5249	
G 45.0	4908	4913	4915	4917	4922	4923	4923	4930	4933	4933	4933	4930	4923	
G 50.0	4561	4561	4564	4571	4574	4575	4578	4580	4583	4588	4583	4580	4578	
G 55.0	4190	4195	4198	4200	4202	4206	4211	4216	4218	4218	4218	4216	4211	
G 60.0	3802	3804	3808	3813	3822	3827	3829	3831	3834	3836	3834	3831	3829	
G 65.0	3388	3384	3385	3392	3402	3407	3409	3415	3420	3422	3420	3415	3409	
G 70.0	2920	2923	2926	2929	2935	2944	2953	2961	2963	2963	2963	2961	2953	
G 75.0	2378	2386	2391	2395	2405	2418	2428	2428	2429	2434	2429	2428	2428	
G 80.0	1735	1740	1744	1749	1757	1767	1775	1780	1782	1782	1782	1780	1775	
G 85.0	892	892	894	900	906	912	917	917	917	917	917	917	917	
G 90.0	148	148	148	148	148	148	148	148	148	148	148	148	148	

**Luminaire**

Code 90593L600  
Name ROFY 60 /T D/I D0600 LIGHT+ K3 840 HO

**Measurem.**

Code 26/7/2023  
Name ROFY 60 /T D/I D0600 LIGHT+ K3 840 HO

Luminaire Flux	7195 lm		Luminaire Power		56.3 W		Efficacy		127.815 lm/W		Efficiency		69.13%	
Source Flux	10408 lm		Maximum value		261.70 cd/klm		Position		C=0.00 G=0.00		CG		Double Symmetrical	
Luminance cd/m2														
Table 2/3														
	C 130.00	C 140.00	C 150.00	C 160.00	C 170.00	C 180.00	C 190.00	C 200.00	C 210.00	C 220.00	C 230.00	C 240.00	C 250.00	
G 0.0	7078	7078	7078	7078	7078	7078	7078	7078	7078	7078	7078	7078	7078	7078
G 5.0	6922	6922	6922	6922	6922	6920	6922	6922	6922	6922	6922	6922	6922	6922
G 10.0	6744	6744	6744	6744	6744	6741	6744	6744	6744	6744	6744	6744	6744	6746
G 15.0	6548	6548	6548	6546	6545	6545	6545	6546	6548	6548	6548	6548	6548	6550
G 20.0	6330	6329	6327	6327	6326	6324	6326	6327	6327	6329	6330	6332	6334	6334
G 25.0	6089	6087	6086	6086	6084	6080	6084	6086	6086	6087	6089	6091	6093	6093
G 30.0	5826	5825	5825	5822	5820	5820	5820	5822	5825	5825	5826	5831	5835	5835
G 35.0	5550	5546	5540	5537	5538	5540	5538	5537	5540	5546	5550	5551	5553	5553
G 40.0	5247	5244	5240	5238	5236	5234	5236	5238	5240	5244	5247	5249	5255	5255
G 45.0	4923	4922	4917	4915	4913	4908	4913	4915	4917	4922	4923	4923	4930	4930
G 50.0	4575	4574	4571	4564	4561	4561	4561	4564	4571	4574	4575	4578	4580	4580
G 55.0	4206	4202	4200	4198	4195	4190	4195	4198	4200	4202	4206	4211	4216	4216
G 60.0	3827	3822	3813	3808	3804	3802	3804	3808	3813	3822	3827	3829	3831	3831
G 65.0	3407	3402	3392	3385	3384	3388	3384	3385	3392	3402	3407	3409	3415	3415
G 70.0	2944	2935	2929	2926	2923	2920	2923	2926	2929	2935	2944	2953	2961	2961
G 75.0	2418	2405	2395	2391	2386	2378	2386	2391	2395	2405	2418	2428	2428	2428
G 80.0	1767	1757	1749	1744	1740	1735	1740	1744	1749	1757	1767	1775	1780	1780
G 85.0	912	906	900	894	892	892	892	894	900	906	912	917	917	917
G 90.0	148	148	148	148	148	148	148	148	148	148	148	148	148	148

**Luminaire**

Code 90593L600

Name ROFY 60 /T D/I D0600 LIGHT+ K3 840 HO

**Measurem.**

Code 26/7/2023

Name ROFY 60 /T D/I D0600 LIGHT+ K3 840 HO

Luminaire Flux	7195 lm	Luminaire Power	56.3 W	Efficacy	127.815 lm/W	Efficiency	69.13%
Source Flux	10408 lm	Maximum value	261.70 cd/klm	Position	C=0.00 G=0.00	CG	Double Symmetrical

**Luminance cd/m2 Table 3/3**

	C 260.00	C 270.00	C 280.00	C 290.00	C 300.00	C 310.00	C 320.00	C 330.00	C 340.00	C 350.00
G 0.0	7078	7078	7078	7078	7078	7078	7078	7078	7078	7078
G 5.0	6922	6922	6922	6922	6922	6922	6922	6922	6922	6922
G 10.0	6747	6747	6747	6746	6744	6744	6744	6744	6744	6744
G 15.0	6552	6553	6552	6550	6548	6548	6548	6548	6546	6545
G 20.0	6335	6332	6335	6334	6332	6330	6329	6327	6327	6326
G 25.0	6094	6094	6094	6093	6091	6089	6087	6086	6086	6084
G 30.0	5836	5834	5836	5835	5831	5826	5825	5825	5822	5820
G 35.0	5555	5557	5555	5553	5551	5550	5546	5540	5537	5538
G 40.0	5258	5255	5258	5255	5249	5247	5244	5240	5238	5236
G 45.0	4933	4933	4933	4930	4923	4923	4922	4917	4915	4913
G 50.0	4583	4588	4583	4580	4578	4575	4574	4571	4564	4561
G 55.0	4218	4218	4218	4216	4211	4206	4202	4200	4198	4195
G 60.0	3834	3836	3834	3831	3829	3827	3822	3813	3808	3804
G 65.0	3420	3422	3420	3415	3409	3407	3402	3392	3385	3384
G 70.0	2963	2963	2963	2961	2953	2944	2935	2929	2926	2923
G 75.0	2429	2434	2429	2428	2428	2418	2405	2395	2391	2386
G 80.0	1782	1782	1782	1780	1775	1767	1757	1749	1744	1740
G 85.0	917	917	917	917	917	912	906	900	894	892
G 90.0	148	148	148	148	148	148	148	148	148	148