

Luminaire

Code 90620L600

Name ROFY 85 D0600 GCONTROL+ K3 840 HO

Measurem.

Code 4/8/2023

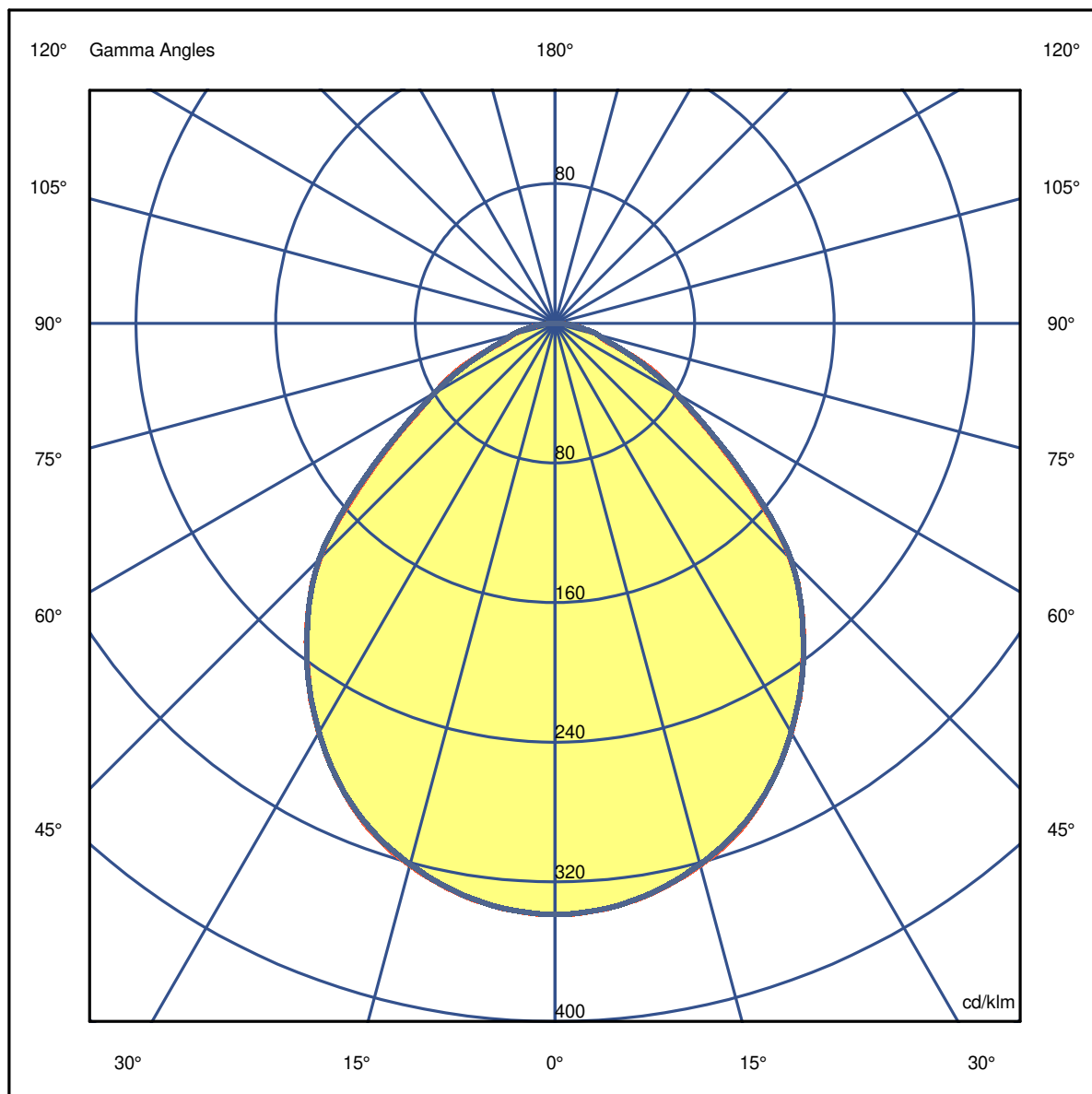
Name ROFY 85 D0600 GCONTROL+ K3 840 HO

Luminaire Flux	6076 lm	Luminaire Power	43.5 W	Efficacy	139.750 lm/W	Efficiency	73.67%
Source Flux	8248 lm	Maximum value	338.60 cd/klm	Position	C=0.00 G=0.00	CG	Double Symmetrical

Diam=600mm

C Halfplanes

180.0 ——— 0.0
270.0 ——— 90.0



Luminaire

Code 90620L600
Name ROFY 85 D0600 GCONTROL+ K3 840 HO

Measurem.

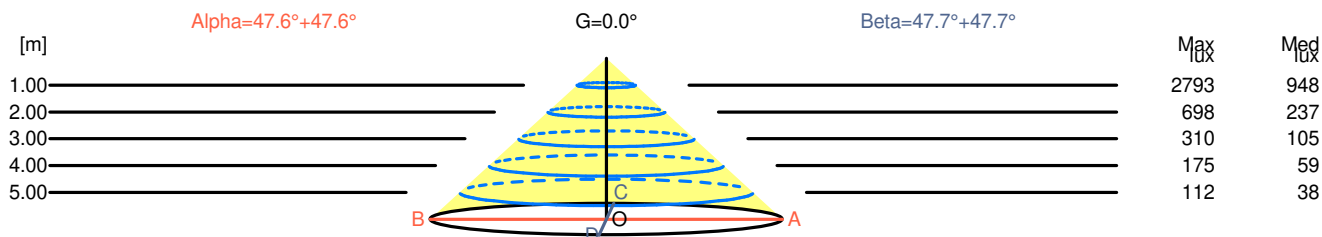
Code 4/8/2023
Name ROFY 85 D0600 GCONTROL+ K3 840 HO

Luminaire Flux	6076 lm	Luminaire Power	43.5 W	Efficacy	139.750 lm/W	Efficiency	73.67%
Source Flux	8248 lm	Maximum value	338.60 cd/klm	Position	C=0.00 G=0.00	CG	Double Symmetrical

Width at 50.00 % of Max Intensity

H[m]	1.00	2.00	3.00	4.00	5.00	H[m]	1.00	2.00	3.00	4.00	5.00
OA	1.09	2.19	3.28	4.38	5.47	OC	1.10	2.20	3.30	4.40	5.50
OB	1.09	2.19	3.28	4.38	5.47	OD	1.10	2.20	3.30	4.40	5.50

	0	5	15	25	35	45	55	65	75	85
OA	2792.77	2776.28	2650.08	2405.94	2033.96	1572.89	885.84	483.33	208.67	59.39
OB	2792.77	2776.28	2650.08	2405.94	2033.96	1572.89	885.84	483.33	208.67	59.39
OC	2792.77	2775.45	2646.78	2404.29	2035.61	1577.02	899.03	460.24	210.32	58.56
OD	2792.77	2775.45	2646.78	2404.29	2035.61	1577.02	899.03	460.24	210.32	58.56



H[m]	D[m]	Max lux	Med lux	Alpha=47.6°+47.6°	G=0.0
1.00	2.19	2793	948		
2.00	4.38	698	237		
3.00	6.57	310	105		
4.00	8.76	175	59		
5.00	10.95	112	38		

H[m]	D[m]	Max lux	Med lux	Beta=47.7°+47.7°	G=0.0
1.00	2.20	2793	948		
2.00	4.40	698	237		
3.00	6.60	310	105		
4.00	8.80	175	59		
5.00	10.99	112	38		

Luminaire

Code 90620L600

Name ROFY 85 D0600 GCONTROL+ K3 840 HO

Measurement

Code 4/8/2023

Name ROFY 85 D0600 GCONTROL+ K3 840 HO

Luminaire Flux	6076 lm	Luminaire Power	43.5 W	Efficacy	139.750 lm/W	Efficiency	73.67%
Source Flux	8248 lm	Maximum value	338.60 cd/klm	Position	C=0.00 G=0.00	CG	Double Symmetrical

UGR
S = 0.250

Reflectancies										
Ceiling/Cavity	0.7	0.7	0.5	0.5	0.3	0.7	0.7	0.5	0.5	0.3
Walls	0.5	0.3	0.5	0.3	0.3	0.5	0.3	0.5	0.3	0.3
Working Plane	0.2	0.2	0.2	0.2	0.2	0.2	0.2	0.2	0.2	0.2
Room Dimensions	Lateral View					Viewed Endwise				
x=2H y=2H	17.6	18.7	17.9	19.0	19.2	17.6	18.8	17.9	19.0	19.2
x=2H y=3H	18.2	19.2	18.5	19.5	19.7	18.2	19.2	18.5	19.5	19.7
x=2H y=4H	18.4	19.4	18.7	19.6	19.9	18.4	19.4	18.7	19.6	19.9
x=2H y=6H	18.6	19.4	18.9	19.7	20.0	18.5	19.4	18.9	19.7	20.0
x=2H y=8H	18.6	19.5	19.0	19.8	20.1	18.6	19.4	18.9	19.8	20.1
x=2H y=12H	18.6	19.4	19.0	19.7	20.1	18.6	19.4	18.9	19.7	20.1
x=4H y=2H	17.7	18.7	18.1	19.0	19.3	17.7	18.7	18.1	19.0	19.3
x=4H y=3H	18.5	19.3	18.9	19.7	20.0	18.5	19.3	18.8	19.6	20.0
x=4H y=4H	18.8	19.5	19.2	19.9	20.2	18.8	19.5	19.2	19.9	20.2
x=4H y=6H	19.1	19.7	19.5	20.1	20.5	19.1	19.7	19.5	20.1	20.5
x=4H y=8H	19.1	19.7	19.6	20.1	20.5	19.1	19.7	19.6	20.1	20.5
x=4H y=12H	19.2	19.7	19.6	20.1	20.6	19.2	19.7	19.6	20.1	20.5
x=8H y=4H	18.9	19.5	19.3	19.9	20.3	18.9	19.5	19.3	19.8	20.3
x=8H y=6H	19.3	19.7	19.7	20.1	20.6	19.2	19.7	19.7	20.1	20.6
x=8H y=8H	19.4	19.8	19.9	20.3	20.7	19.4	19.8	19.9	20.2	20.7
x=8H y=12H	19.5	19.8	20.0	20.3	20.8	19.5	19.8	20.0	20.3	20.8
x=12H y=4H	18.9	19.4	19.3	19.8	20.3	18.9	19.4	19.3	19.8	20.2
x=12H y=6H	19.3	19.7	19.7	20.1	20.6	19.3	19.7	19.7	20.1	20.6
x=12H y=8H	19.4	19.8	19.9	20.3	20.7	19.4	19.8	19.9	20.2	20.7

Luminaire

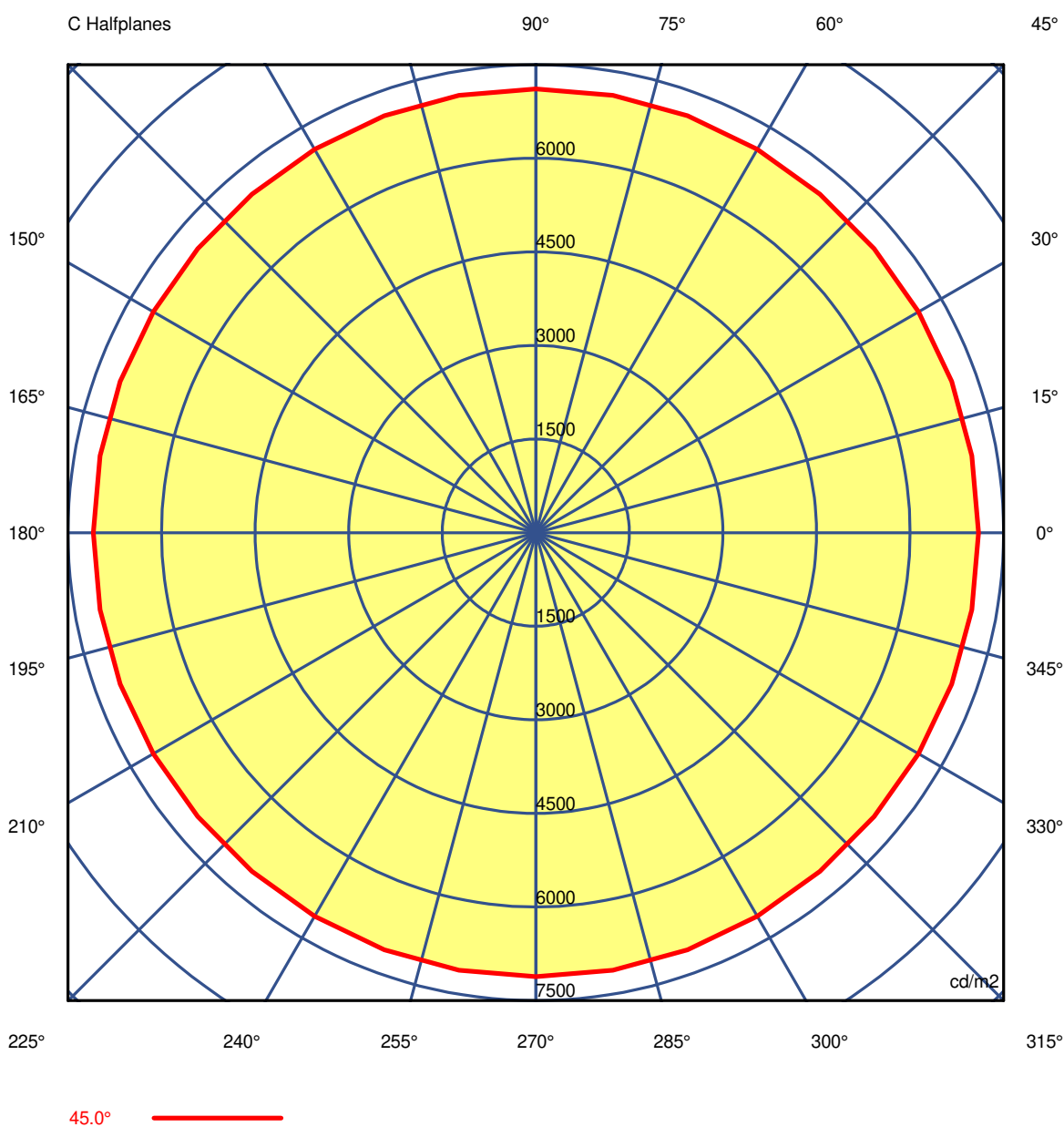
Code 90620L600
Name ROFY 85 D0600 GCONTROL+ K3 840 HO

Measurem.

Code 4/8/2023
Name ROFY 85 D0600 GCONTROL+ K3 840 HO

Luminaire Flux	6076 lm	Luminaire Power	43.5 W	Efficacy	139.750 lm/W	Efficiency	73.67%
Source Flux	8248 lm	Maximum value	338.60 cd/klm	Position	C=0.00 G=0.00	CG Double Symmetrical	

Luminance



Luminaire

Code 90620L600

Name ROFY 85 D0600 GCONTROL+ K3 840 HO

Measurement

Code 4/8/2023

Name ROFY 85 D0600 GCONTROL+ K3 840 HO

Luminaire Flux	6076 lm		Luminaire Power		43.5 W		Efficacy		139.750 lm/W		Efficiency		73.67%	
Source Flux	8248 lm		Maximum value		338.60 cd/klm		Position		C=0.00 G=0.00		CG		Double Symmetrical	
Luminance cd/m2														Table 1/3
	C 0.00	C 10.00	C 20.00	C 30.00	C 40.00	C 50.00	C 60.00	C 70.00	C 80.00	C 90.00	C 100.00	C 110.00	C 120.00	
G 0.0	10570	10570	10570	10570	10570	10570	10570	10570	10570	10570	10570	10570	10570	10570
G 5.0	10379	10373	10374	10379	10379	10378	10376	10373	10373	10376	10373	10373	10376	10376
G 10.0	10146	10144	10142	10140	10138	10136	10134	10133	10135	10140	10135	10133	10134	10134
G 15.0	9890	9886	9880	9871	9867	9863	9862	9865	9871	9877	9871	9865	9862	9862
G 20.0	9616	9600	9580	9560	9547	9542	9547	9566	9581	9588	9581	9566	9547	9547
G 25.0	9243	9233	9223	9215	9208	9204	9205	9215	9227	9237	9227	9215	9205	9205
G 30.0	8809	8800	8801	8815	8836	8839	8822	8807	8802	8802	8802	8807	8822	8822
G 35.0	8312	8316	8333	8362	8384	8390	8373	8337	8321	8319	8321	8337	8373	8373
G 40.0	7769	7775	7786	7805	7825	7827	7812	7798	7782	7762	7782	7798	7812	7812
G 45.0	7095	7095	7092	7084	7079	7085	7099	7113	7118	7114	7118	7113	7099	7099
G 50.0	5817	5936	6003	5920	5663	5658	5912	6012	5977	5896	5977	6012	5912	5912
G 55.0	4615	4961	4802	4216	3774	3739	4151	4793	5009	4684	5009	4793	4151	4151
G 60.0	3747	3737	3462	2911	2984	3018	3015	3499	3740	3756	3740	3499	3015	3015
G 65.0	3092	3014	2746	2353	2524	2562	2411	2705	2902	2944	2902	2705	2411	2411
G 70.0	2058	2250	2297	2166	1969	1953	2118	2231	2230	2148	2230	2231	2118	2118
G 75.0	1799	1861	1772	1628	1664	1666	1628	1759	1852	1813	1852	1759	1628	1628
G 80.0	1336	1407	1473	1502	1470	1467	1502	1492	1432	1345	1432	1492	1502	1502
G 85.0	823	931	1030	1052	944	941	1040	1009	910	812	910	1009	1040	1040
G 90.0	134	134	134	134	134	134	134	134	134	134	134	134	134	134

Luminaire

Code 90620L600

Name ROFY 85 D0600 GCONTROL+ K3 840 HO

Measurement

Code 4/8/2023

Name ROFY 85 D0600 GCONTROL+ K3 840 HO

Luminaire Flux	6076 lm	Luminaire Power		43.5 W		Efficacy		139.750 lm/W		Efficiency		73.67%	
Source Flux	8248 lm	Maximum value		338.60 cd/klm		Position		C=0.00 G=0.00		CG		Double Symmetrical	
Luminance cd/m2 Table 2/3													
	C 130.00	C 140.00	C 150.00	C 160.00	C 170.00	C 180.00	C 190.00	C 200.00	C 210.00	C 220.00	C 230.00	C 240.00	C 250.00
G 0.0	10570	10570	10570	10570	10570	10570	10570	10570	10570	10570	10570	10570	10570
G 5.0	10378	10379	10379	10374	10373	10379	10373	10374	10379	10379	10378	10376	10373
G 10.0	10136	10138	10140	10142	10144	10146	10144	10142	10140	10138	10136	10134	10133
G 15.0	9863	9867	9871	9880	9886	9890	9886	9880	9871	9867	9863	9862	9865
G 20.0	9542	9547	9560	9580	9600	9616	9600	9580	9560	9547	9542	9547	9566
G 25.0	9204	9208	9215	9223	9233	9243	9233	9223	9215	9208	9204	9205	9215
G 30.0	8839	8836	8815	8801	8800	8809	8800	8801	8815	8836	8839	8822	8807
G 35.0	8390	8384	8362	8333	8316	8312	8316	8333	8362	8384	8390	8373	8337
G 40.0	7827	7825	7805	7786	7775	7769	7775	7786	7805	7825	7827	7812	7798
G 45.0	7085	7079	7084	7092	7095	7095	7095	7092	7084	7079	7085	7099	7113
G 50.0	5658	5663	5920	6003	5936	5817	5936	6003	5920	5663	5658	5912	6012
G 55.0	3739	3774	4216	4802	4961	4615	4961	4802	4216	3774	3739	4151	4793
G 60.0	3018	2984	2911	3462	3737	3747	3737	3462	2911	2984	3018	3015	3499
G 65.0	2562	2524	2353	2746	3014	3092	3014	2746	2353	2524	2562	2411	2705
G 70.0	1953	1969	2166	2297	2250	2058	2250	2297	2166	1969	1953	2118	2231
G 75.0	1666	1664	1628	1772	1861	1799	1861	1772	1628	1664	1666	1628	1759
G 80.0	1467	1470	1502	1473	1407	1336	1407	1473	1502	1470	1467	1502	1492
G 85.0	941	944	1052	1030	931	823	931	1030	1052	944	941	1040	1009
G 90.0	134	134	134	134	134	134	134	134	134	134	134	134	134

Luminaire

Code 90620L600

Name ROFY 85 D0600 GCONTROL+ K3 840 HO

Measurem.

Code 4/8/2023

Name ROFY 85 D0600 GCONTROL+ K3 840 HO

Luminaire Flux	6076 lm	Luminaire Power	43.5 W	Efficacy	139.750 lm/W	Efficiency	73.67%
Source Flux	8248 lm	Maximum value	338.60 cd/klm	Position	C=0.00 G=0.00	CG	Double Symmetrical

Luminance cd/m2 Table 3/3

	C 260.00	C 270.00	C 280.00	C 290.00	C 300.00	C 310.00	C 320.00	C 330.00	C 340.00	C 350.00
G 0.0	10570	10570	10570	10570	10570	10570	10570	10570	10570	10570
G 5.0	10373	10376	10373	10373	10376	10378	10379	10379	10374	10373
G 10.0	10135	10140	10135	10133	10134	10136	10138	10140	10142	10144
G 15.0	9871	9877	9871	9865	9862	9863	9867	9871	9880	9886
G 20.0	9581	9588	9581	9566	9547	9542	9547	9560	9580	9600
G 25.0	9227	9237	9227	9215	9205	9204	9208	9215	9223	9233
G 30.0	8802	8802	8802	8807	8822	8839	8836	8815	8801	8800
G 35.0	8321	8319	8321	8337	8373	8390	8384	8362	8333	8316
G 40.0	7782	7762	7782	7798	7812	7827	7825	7805	7786	7775
G 45.0	7118	7114	7118	7113	7099	7085	7079	7084	7092	7095
G 50.0	5977	5896	5977	6012	5912	5658	5663	5920	6003	5936
G 55.0	5009	4684	5009	4793	4151	3739	3774	4216	4802	4961
G 60.0	3740	3756	3740	3499	3015	3018	2984	2911	3462	3737
G 65.0	2902	2944	2902	2705	2411	2562	2524	2353	2746	3014
G 70.0	2230	2148	2230	2231	2118	1953	1969	2166	2297	2250
G 75.0	1852	1813	1852	1759	1628	1666	1664	1628	1772	1861
G 80.0	1432	1345	1432	1492	1502	1467	1470	1502	1473	1407
G 85.0	910	812	910	1009	1040	941	944	1052	1030	931
G 90.0	134	134	134	134	134	134	134	134	134	134