

Luminaire

Code 90623L115

Name ROFY 85 D/I D1150 LIGHT+ K3 840 HO

Measurem.

Code 26/7/2023

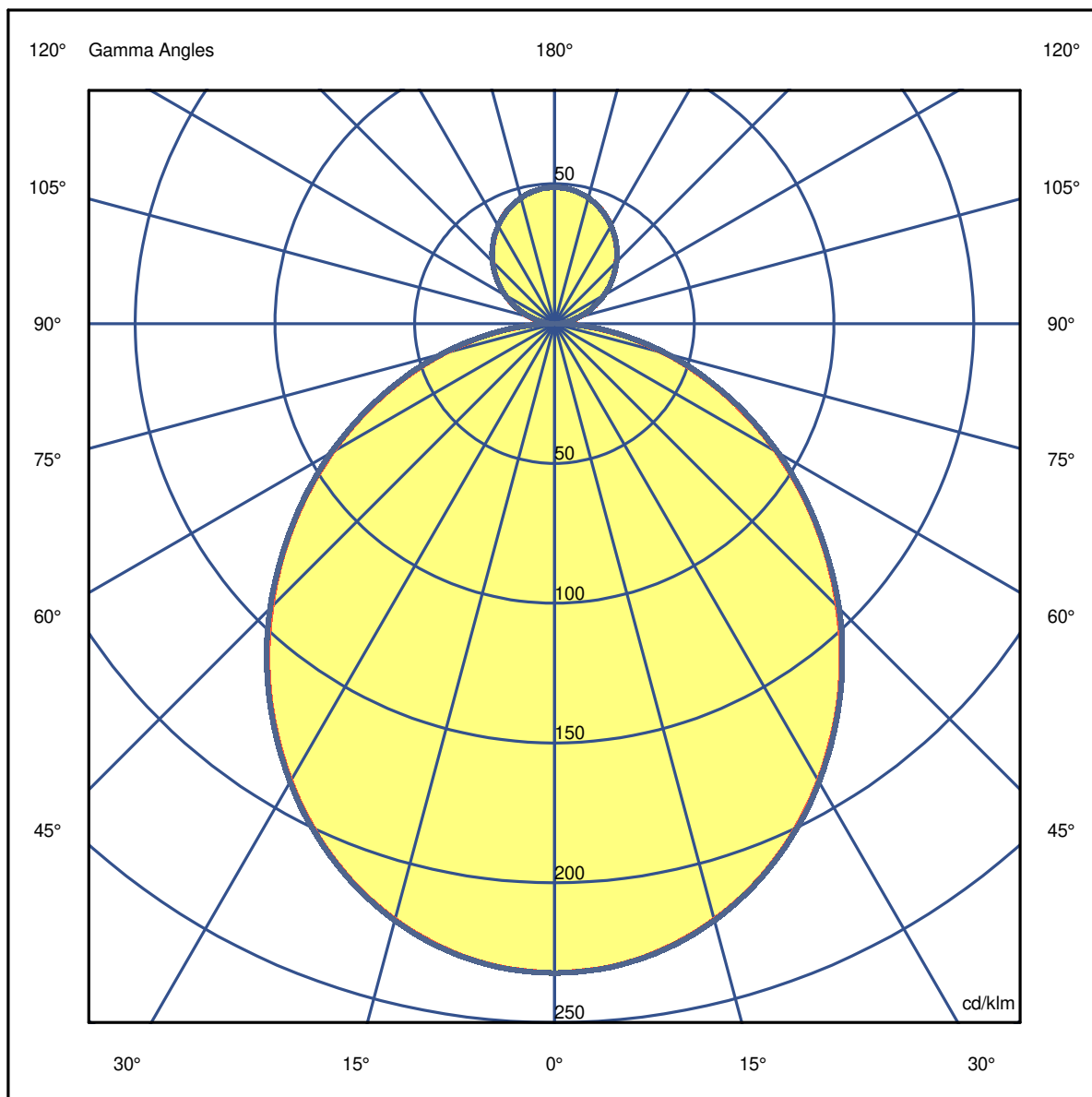
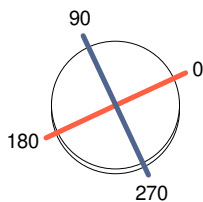
Name ROFY 85 D/I D1150 LIGHT+ K3 840 HO

Luminaire Flux	19488 lm	Luminaire Power	136.9 W	Efficacy	142.350 lm/W	Efficiency	76.35%
Source Flux	25524 lm	Maximum value	232.30 cd/klm	Position	C=0.00 G=0.00	CG	Double Symmetrical

Diam=1150mm

C Halfplanes

180.0 ————— 0.0
270.0 ————— 90.0



Luminaire

Code 90623L115
Name ROFY 85 D/I D1150 LIGHT+ K3 840 HO

Measurem.

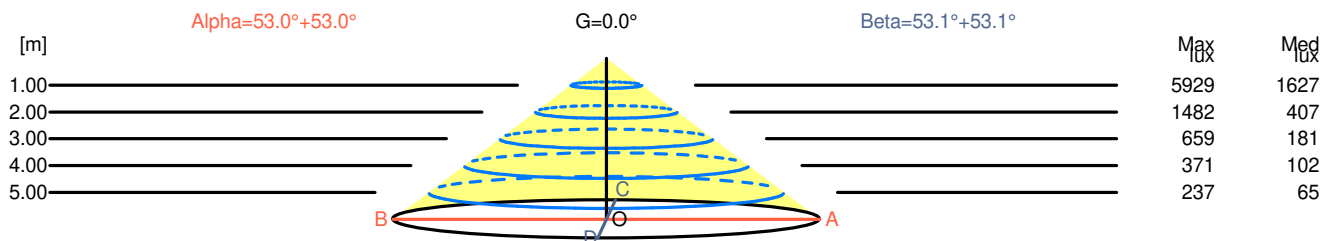
Code 26/7/2023
Name ROFY 85 D/I D1150 LIGHT+ K3 840 HO

Luminaire Flux	19488 lm	Luminaire Power	136.9 W	Efficacy	142.350 lm/W	Efficiency	76.35%
Source Flux	25524 lm	Maximum value	232.30 cd/klm	Position	C=0.00 G=0.00	CG	Double Symmetrical

Width at 50.00 % of Max Intensity

H[m]	1.00	2.00	3.00	4.00	5.00	H[m]	1.00	2.00	3.00	4.00	5.00
OA	1.33	2.65	3.98	5.31	6.63	OC	1.33	2.67	4.00	5.33	6.67
OB	1.33	2.65	3.98	5.31	6.63	OD	1.33	2.67	4.00	5.33	6.67

	0	5	15	25	35	45	55	65	75	85
OA	5929.23	5893.49	5633.15	5143.09	4464.15	3657.59	2787.22	1898.99	1046.48	298.63
OB	5929.23	5893.49	5633.15	5143.09	4464.15	3657.59	2787.22	1898.99	1046.48	298.63
OC	5929.23	5896.04	5640.80	5150.74	4474.36	3675.46	2799.98	1914.30	1064.35	303.74
OD	5929.23	5896.04	5640.80	5150.74	4474.36	3675.46	2799.98	1914.30	1064.35	303.74



H[m]	D[m]	Max lux	Med lux	Alpha=53.0°+53.0°	G=0.0
1.00	2.65	5929	1627		
2.00	5.31	1482	407		
3.00	7.96	659	181		
4.00	10.61	371	102		
5.00	13.26	237	65		

H[m]	D[m]	Max lux	Med lux	Beta=53.1°+53.1°	G=0.0
1.00	2.67	5929	1627		
2.00	5.33	1482	407		
3.00	8.00	659	181		
4.00	10.66	371	102		
5.00	13.33	237	65		

Luminaire

Code 90623L115

Name ROFY 85 D/I D1150 LIGHT+ K3 840 HO

Measurem.

Code 26/7/2023

Name ROFY 85 D/I D1150 LIGHT+ K3 840 HO

Luminaire Flux	19488 lm	Luminaire Power	136.9 W	Efficacy	142.350 lm/W	Efficiency	76.35%
Source Flux	25524 lm	Maximum value	232.30 cd/klm	Position	C=0.00 G=0.00	CG	Double Symmetrical

UGR
S = 0.250

Reflectancies										
Ceiling/Cavity	0.7	0.7	0.5	0.5	0.3	0.7	0.7	0.5	0.5	0.3
Walls	0.5	0.3	0.5	0.3	0.3	0.5	0.3	0.5	0.3	0.3
Working Plane	0.2	0.2	0.2	0.2	0.2	0.2	0.2	0.2	0.2	0.2
Room Dimensions	Lateral View					Viewed Endwise				
x=2H y=2H	16.5	17.6	17.0	18.1	18.7	16.5	17.6	17.1	18.1	18.7
x=2H y=3H	17.9	18.9	18.4	19.4	20.0	17.9	18.9	18.5	19.4	20.1
x=2H y=4H	18.4	19.3	19.0	19.9	20.5	18.5	19.4	19.1	20.0	20.6
x=2H y=6H	18.8	19.6	19.4	20.2	20.9	18.8	19.7	19.5	20.3	21.0
x=2H y=8H	18.9	19.7	19.5	20.3	21.0	18.9	19.8	19.6	20.4	21.0
x=2H y=12H	18.9	19.7	19.6	20.3	21.0	19.0	19.8	19.6	20.4	21.1
x=4H y=2H	17.1	18.0	17.6	18.6	19.2	17.1	18.0	17.7	18.6	19.2
x=4H y=3H	18.6	19.4	19.2	20.0	20.7	18.7	19.4	19.3	20.0	20.7
x=4H y=4H	19.3	20.0	19.9	20.6	21.3	19.3	20.0	20.0	20.6	21.3
x=4H y=6H	19.8	20.3	20.4	21.0	21.8	19.8	20.4	20.5	21.1	21.8
x=4H y=8H	19.9	20.5	20.6	21.1	21.9	20.0	20.5	20.7	21.2	22.0
x=4H y=12H	20.0	20.5	20.7	21.2	21.9	20.1	20.5	20.7	21.2	22.0
x=8H y=4H	19.5	20.0	20.2	20.7	21.5	19.5	20.1	20.2	20.8	21.5
x=8H y=6H	20.1	20.5	20.8	21.2	22.0	20.1	20.6	20.9	21.3	22.1
x=8H y=8H	20.3	20.7	21.0	21.4	22.3	20.4	20.8	21.1	21.5	22.3
x=8H y=12H	20.5	20.8	21.2	21.5	22.4	20.5	20.9	21.3	21.6	22.5
x=12H y=4H	19.5	20.0	20.2	20.7	21.4	19.5	20.0	20.2	20.7	21.5
x=12H y=6H	20.1	20.5	20.9	21.2	22.1	20.2	20.6	20.9	21.3	22.1
x=12H y=8H	20.4	20.7	21.1	21.4	22.3	20.4	20.8	21.2	21.5	22.4

Luminaire

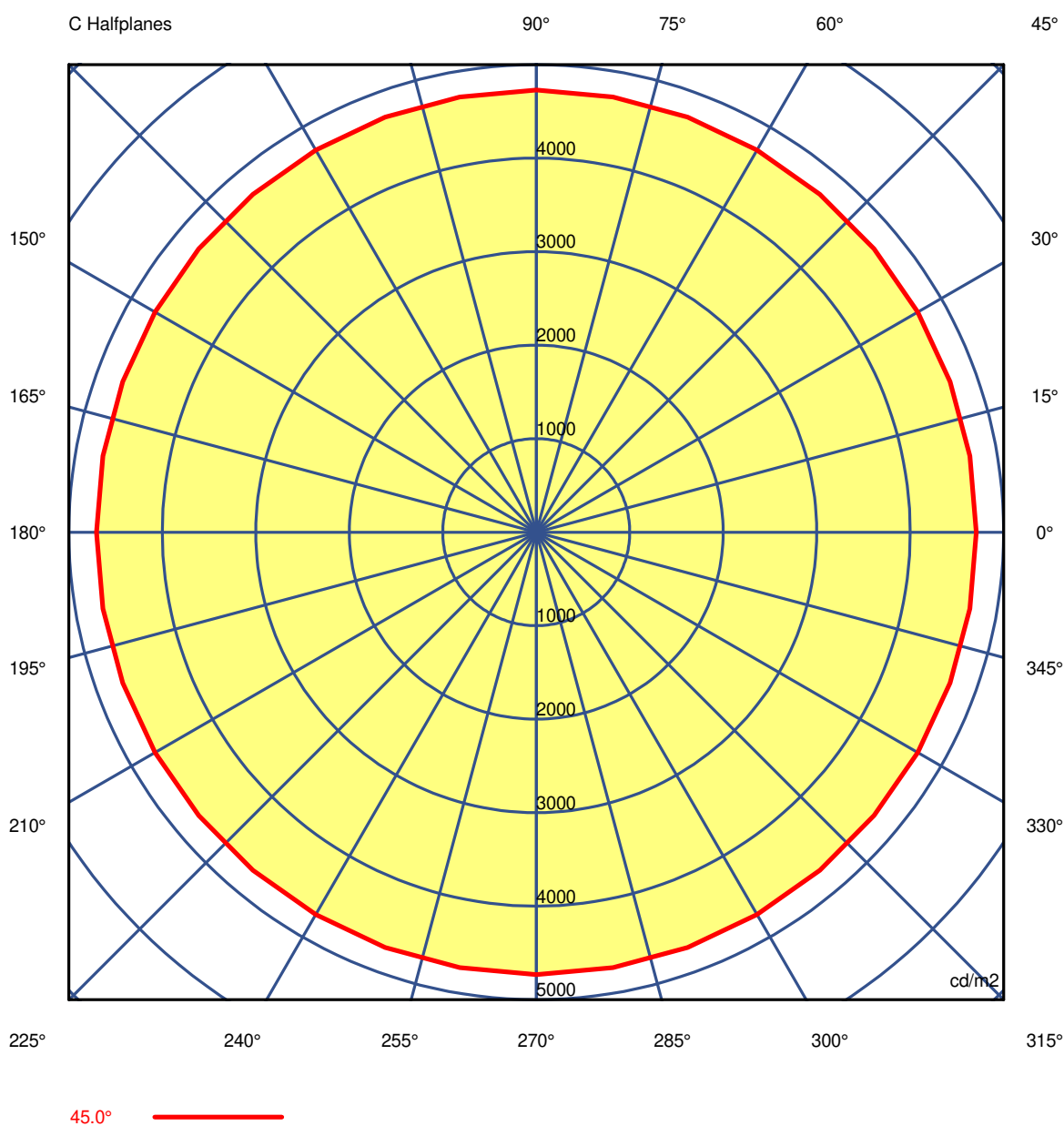
Code 90623L115
Name ROFY 85 D/I D1150 LIGHT+ K3 840 HO

Measurem.

Code 26/7/2023
Name ROFY 85 D/I D1150 LIGHT+ K3 840 HO

Luminaire Flux	19488 lm	Luminaire Power	136.9 W	Efficacy	142.350 lm/W	Efficiency	76.35%
Source Flux	25524 lm	Maximum value	232.30 cd/klm	Position	C=0.00 G=0.00	CG	Double Symmetrical

Luminance



Luminaire

Code 90623L115

Name ROFY 85 D/I D1150 LIGHT+ K3 840 HO

Measur.

Code 26/7/2023

Name ROFY 85 D/I D1150 LIGHT+ K3 840 HO

Luminaire Flux	19488 lm		Luminaire Power		136.9 W		Efficacy		142.350 lm/W		Efficiency		76.35%	
Source Flux	25524 lm		Maximum value		232.30 cd/klm		Position		C=0.00 G=0.00		CG		Double Symmetrical	
Luminance cd/m2														
Table 1/3														
	C 0.00	C 10.00	C 20.00	C 30.00	C 40.00	C 50.00	C 60.00	C 70.00	C 80.00	C 90.00	C 100.00	C 110.00	C 120.00	
G 0.0	5912	5912	5912	5912	5912	5912	5912	5912	5912	5912	5912	5912	5912	
G 5.0	5850	5850	5851	5853	5851	5850	5850	5852	5853	5853	5853	5852	5850	
G 10.0	5769	5771	5772	5772	5772	5772	5774	5774	5774	5774	5774	5774	5774	
G 15.0	5670	5671	5673	5675	5673	5673	5675	5673	5673	5677	5673	5673	5675	
G 20.0	5554	5551	5552	5554	5554	5554	5556	5558	5559	5559	5559	5558	5556	
G 25.0	5417	5414	5415	5419	5419	5419	5419	5423	5425	5425	5425	5423	5419	
G 30.0	5261	5263	5263	5263	5265	5267	5269	5269	5269	5272	5269	5269	5269	
G 35.0	5093	5093	5095	5098	5094	5093	5098	5103	5104	5104	5104	5103	5098	
G 40.0	4911	4906	4906	4911	4913	4917	4923	4922	4921	4927	4921	4922	4923	
G 45.0	4707	4707	4708	4710	4715	4718	4720	4724	4728	4730	4728	4724	4720	
G 50.0	4492	4492	4493	4496	4500	4504	4506	4509	4510	4510	4510	4509	4506	
G 55.0	4262	4256	4255	4259	4264	4268	4270	4275	4280	4282	4280	4275	4270	
G 60.0	4008	4000	4001	4008	4011	4015	4021	4024	4028	4034	4028	4024	4021	
G 65.0	3717	3709	3707	3712	3719	3724	3727	3733	3741	3747	3741	3733	3727	
G 70.0	3382	3371	3372	3382	3386	3390	3399	3408	3413	3417	3413	3408	3399	
G 75.0	2970	2951	2953	2970	2976	2982	2992	2996	3005	3021	3005	2996	2992	
G 80.0	2450	2435	2433	2441	2441	2446	2460	2466	2474	2488	2474	2466	2460	
G 85.0	1631	1607	1607	1617	1604	1615	1645	1637	1634	1659	1634	1637	1645	
G 90.0	904	981	1024	957	736	586	531	404	337	319	337	404	531	

Luminaire

Code 90623L115

Name ROFY 85 D/I D1150 LIGHT+ K3 840 HO

Measurem.

Code 26/7/2023

Name ROFY 85 D/I D1150 LIGHT+ K3 840 HO

Luminaire Flux	19488 lm	Luminaire Power		136.9 W		Efficacy		142.350 lm/W		Efficiency		76.35%	
Source Flux	25524 lm	Maximum value		232.30 cd/klm		Position		C=0.00 G=0.00		CG		Double Symmetrical	
Luminance cd/m2 Table 2/3													
	C 130.00	C 140.00	C 150.00	C 160.00	C 170.00	C 180.00	C 190.00	C 200.00	C 210.00	C 220.00	C 230.00	C 240.00	C 250.00
G 0.0	5912	5912	5912	5912	5912	5912	5912	5912	5912	5912	5912	5912	5912
G 5.0	5850	5851	5853	5851	5850	5850	5850	5851	5853	5851	5850	5850	5852
G 10.0	5772	5772	5772	5772	5771	5769	5771	5772	5772	5772	5772	5774	5774
G 15.0	5673	5673	5675	5673	5671	5670	5671	5673	5675	5673	5673	5675	5673
G 20.0	5554	5554	5554	5552	5551	5554	5551	5552	5554	5554	5554	5556	5558
G 25.0	5419	5419	5419	5415	5414	5417	5414	5415	5419	5419	5419	5419	5423
G 30.0	5267	5265	5263	5263	5263	5261	5263	5263	5263	5265	5267	5269	5269
G 35.0	5093	5094	5098	5095	5093	5093	5093	5095	5098	5094	5093	5098	5103
G 40.0	4917	4913	4911	4906	4906	4911	4906	4906	4911	4913	4917	4923	4922
G 45.0	4718	4715	4710	4708	4707	4707	4707	4708	4710	4715	4718	4720	4724
G 50.0	4504	4500	4496	4493	4492	4492	4492	4493	4496	4500	4504	4506	4509
G 55.0	4268	4264	4259	4255	4256	4262	4256	4255	4259	4264	4268	4270	4275
G 60.0	4015	4011	4008	4001	4000	4008	4000	4001	4008	4011	4015	4021	4024
G 65.0	3724	3719	3712	3707	3709	3717	3709	3707	3712	3719	3724	3727	3733
G 70.0	3390	3386	3382	3372	3371	3382	3371	3372	3382	3386	3390	3399	3408
G 75.0	2982	2976	2970	2953	2951	2970	2951	2953	2970	2976	2982	2992	2996
G 80.0	2446	2441	2441	2433	2435	2450	2435	2433	2441	2441	2446	2460	2466
G 85.0	1615	1604	1617	1607	1607	1631	1607	1607	1617	1604	1615	1645	1637
G 90.0	586	736	957	1024	981	904	981	1024	957	736	586	531	404

Luminaire

Code 90623L115

Name ROFY 85 D/I D1150 LIGHT+ K3 840 HO

Measurem.

Code 26/7/2023

Name ROFY 85 D/I D1150 LIGHT+ K3 840 HO

Luminaire Flux	19488 lm	Luminaire Power	136.9 W	Efficacy	142.350 lm/W	Efficiency	76.35%
Source Flux	25524 lm	Maximum value	232.30 cd/klm	Position	C=0.00 G=0.00	CG	Double Symmetrical

Luminance cd/m2 Table 3/3

	C 260.00	C 270.00	C 280.00	C 290.00	C 300.00	C 310.00	C 320.00	C 330.00	C 340.00	C 350.00
G 0.0	5912	5912	5912	5912	5912	5912	5912	5912	5912	5912
G 5.0	5853	5853	5853	5852	5850	5850	5851	5853	5851	5850
G 10.0	5774	5774	5774	5774	5774	5772	5772	5772	5772	5771
G 15.0	5673	5677	5673	5673	5675	5673	5673	5675	5673	5671
G 20.0	5559	5559	5559	5558	5556	5554	5554	5554	5552	5551
G 25.0	5425	5425	5425	5423	5419	5419	5419	5419	5415	5414
G 30.0	5269	5272	5269	5269	5269	5267	5265	5263	5263	5263
G 35.0	5104	5104	5104	5103	5098	5093	5094	5098	5095	5093
G 40.0	4921	4927	4921	4922	4923	4917	4913	4911	4906	4906
G 45.0	4728	4730	4728	4724	4720	4718	4715	4710	4708	4707
G 50.0	4510	4510	4510	4509	4506	4504	4500	4496	4493	4492
G 55.0	4280	4282	4280	4275	4270	4268	4264	4259	4255	4256
G 60.0	4028	4034	4028	4024	4021	4015	4011	4008	4001	4000
G 65.0	3741	3747	3741	3733	3727	3724	3719	3712	3707	3709
G 70.0	3413	3417	3413	3408	3399	3390	3386	3382	3372	3371
G 75.0	3005	3021	3005	2996	2992	2982	2976	2970	2953	2951
G 80.0	2474	2488	2474	2466	2460	2446	2441	2441	2433	2435
G 85.0	1634	1659	1634	1637	1645	1615	1604	1617	1607	1607
G 90.0	337	319	337	404	531	586	736	957	1024	981