

**Luminaire**

Code 90623L400

Name ROFY 85 D/I D0400 LIGHT+ 840 HO

**Measurem.**

Code 26/7/2023

Name ROFY 85 D/I D0400 LIGHT+ 840 HO

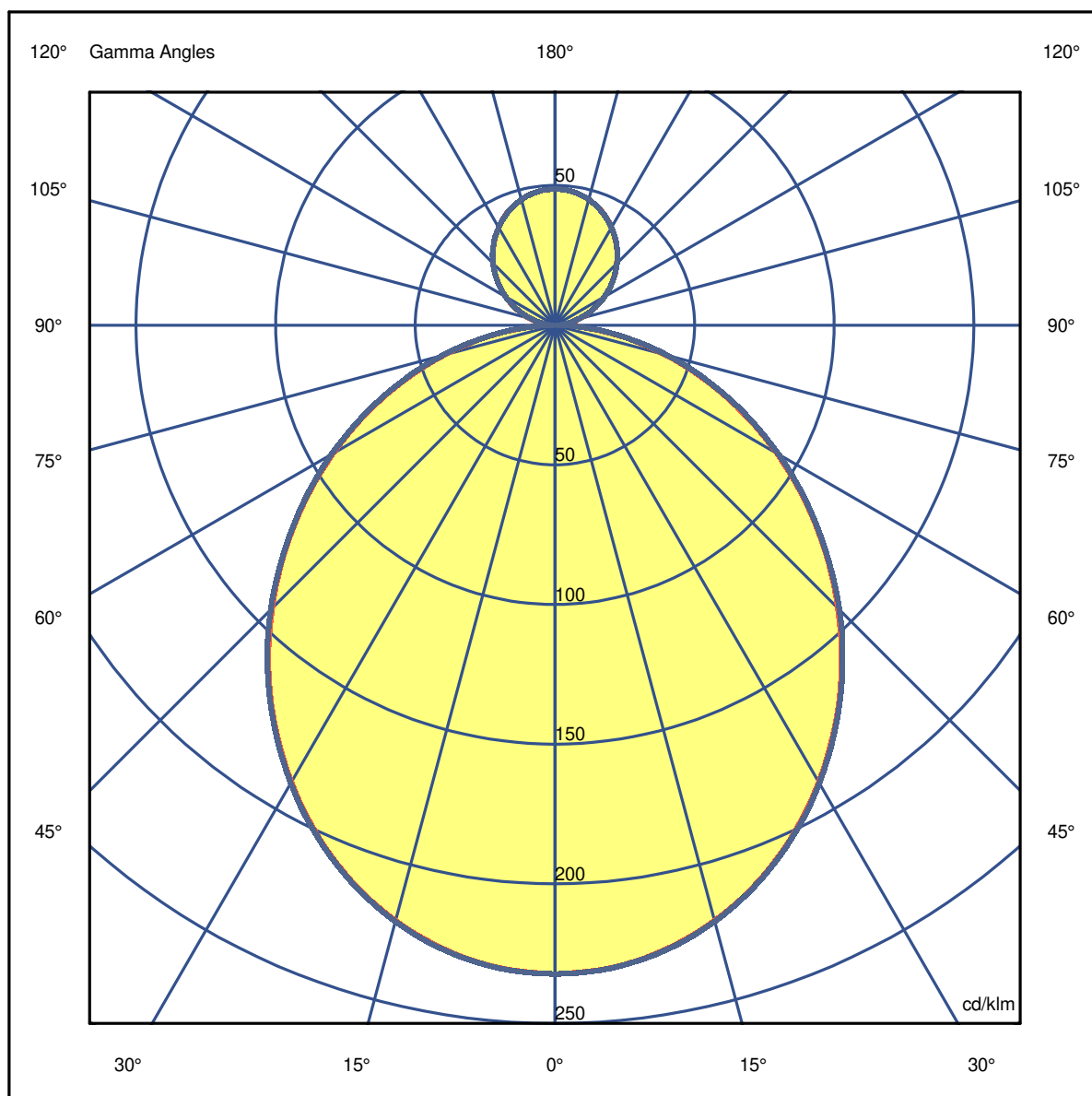
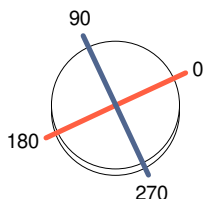
Luminaire Flux	4261 lm	Luminaire Power	31.7 W	Efficacy	134.251 lm/W	Efficiency	76.35%
Source Flux	5581 lm	Maximum value	232.30 cd/klm	Position	C=0.00 G=0.00	CG	Double Symmetrical

Diam=400mm

C Halfplanes

180.0 ——— 0.0

270.0 ——— 90.0



## Luminaire

Code 90623L400  
Name ROFY 85 D/I D0400 LIGHT+ 840 HO

**Measur.**

Code 26/7/2023  
Name ROFY 85 D/I D0400 LIGHT+ 840 HO

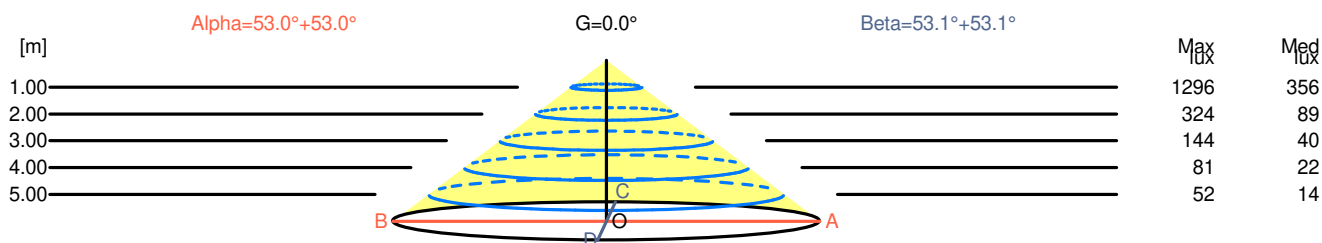
Luminaire Flux	4261 lm	Luminaire Power	31.7 W	Efficacy	134.251 lm/W	Efficiency	76.35%
Source Flux	5581 lm	Maximum value	232.30 cd/klm	Position	C=0.00 G=0.00	CG	Double Symmetrical


Width at 50.00 % of Max Intensity


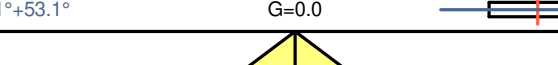
H[m]	1.00	2.00	3.00	4.00	5.00	H[m]	1.00	2.00	3.00	4.00	5.00
OA	1.33	2.65	3.98	5.31	6.63	OC	1.33	2.67	4.00	5.33	6.67
OB	1.33	2.65	3.98	5.31	6.63	OD	1.33	2.67	4.00	5.33	6.67

Luminous Intensities [ cd/klm]

	0	5	15	25	35	45	55	65	75	85
OA	1296.47	1288.65	1231.73	1124.57	976.12	799.76	609.45	415.23	228.82	65.30
OB	1296.47	1288.65	1231.73	1124.57	976.12	799.76	609.45	415.23	228.82	65.30
OC	1296.47	1289.21	1233.40	1126.25	978.35	803.66	612.24	418.58	232.73	66.41
OD	1296.47	1289.21	1233.40	1126.25	978.35	803.66	612.24	418.58	232.73	66.41



H[m]	D[m]	Max lux	Med lux	Alpha=53.0°+53.0°	G=0.0	
1.00	2.65	1296	356			
2.00	5.31	324	89			
3.00	7.96	144	40			
4.00	10.61	81	22			
5.00	13.26	52	14			

H[m]	D[m]	Max lux	Med lux	Beta=53.1°+53.1°	G=0.0	
1.00	2.67	1296	356			
2.00	5.33	324	89			
3.00	8.00	144	40			
4.00	10.66	81	22			
5.00	13.33	52	14			

**Luminaire**

Code 90623L400

Name ROFY 85 D/I D0400 LIGHT+ 840 HO

**Measurem.**

Code 26/7/2023

Name ROFY 85 D/I D0400 LIGHT+ 840 HO

Luminaire Flux	4261 lm	Luminaire Power	31.7 W	Efficacy	134.251 lm/W	Efficiency	76.35%
Source Flux	5581 lm	Maximum value	232.30 cd/klm	Position	C=0.00 G=0.00	CG	Double Symmetrical

**UGR**  
S = 0.250

Reflectancies										
Ceiling/Cavity	0.7	0.7	0.5	0.5	0.3	0.7	0.7	0.5	0.5	0.3
Walls	0.5	0.3	0.5	0.3	0.3	0.5	0.3	0.5	0.3	0.3
Working Plane	0.2	0.2	0.2	0.2	0.2	0.2	0.2	0.2	0.2	0.2
Room Dimensions	Lateral View					Viewed Endwise				
x=2H y=2H	18.0	19.1	18.6	19.6	20.2	18.1	19.2	18.6	19.7	20.3
x=2H y=3H	19.3	20.3	19.9	20.8	21.4	19.3	20.3	19.9	20.8	21.5
x=2H y=4H	19.7	20.7	20.3	21.2	21.9	19.8	20.7	20.4	21.3	21.9
x=2H y=6H	20.0	20.9	20.6	21.5	22.1	20.1	20.9	20.7	21.5	22.2
x=2H y=8H	20.1	20.9	20.7	21.5	22.2	20.1	21.0	20.8	21.6	22.2
x=2H y=12H	20.1	20.9	20.7	21.5	22.2	20.2	21.0	20.8	21.6	22.3
x=4H y=2H	18.6	19.5	19.1	20.1	20.7	18.6	19.5	19.2	20.1	20.7
x=4H y=3H	20.0	20.8	20.6	21.4	22.1	20.0	20.8	20.6	21.4	22.1
x=4H y=4H	20.5	21.2	21.2	21.9	22.6	20.6	21.3	21.2	21.9	22.6
x=4H y=6H	20.9	21.5	21.6	22.2	22.9	21.0	21.6	21.7	22.2	23.0
x=4H y=8H	21.0	21.6	21.7	22.2	23.0	21.1	21.6	21.8	22.3	23.1
x=4H y=12H	21.1	21.6	21.8	22.3	23.0	21.1	21.6	21.8	22.3	23.1
x=8H y=4H	20.7	21.3	21.4	21.9	22.7	20.8	21.3	21.4	22.0	22.8
x=8H y=6H	21.2	21.7	21.9	22.3	23.2	21.3	21.7	22.0	22.4	23.2
x=8H y=8H	21.4	21.8	22.1	22.5	23.3	21.4	21.8	22.2	22.5	23.4
x=8H y=12H	21.5	21.8	22.2	22.5	23.4	21.5	21.9	22.3	22.6	23.5
x=12H y=4H	20.7	21.2	21.4	21.9	22.7	20.7	21.2	21.4	21.9	22.7
x=12H y=6H	21.2	21.6	22.0	22.3	23.2	21.3	21.7	22.0	22.4	23.2
x=12H y=8H	21.4	21.7	22.1	22.5	23.3	21.5	21.8	22.2	22.5	23.4

**Luminaire**

Code 90623L400

Name ROFY 85 D/I D0400 LIGHT+ 840 HO

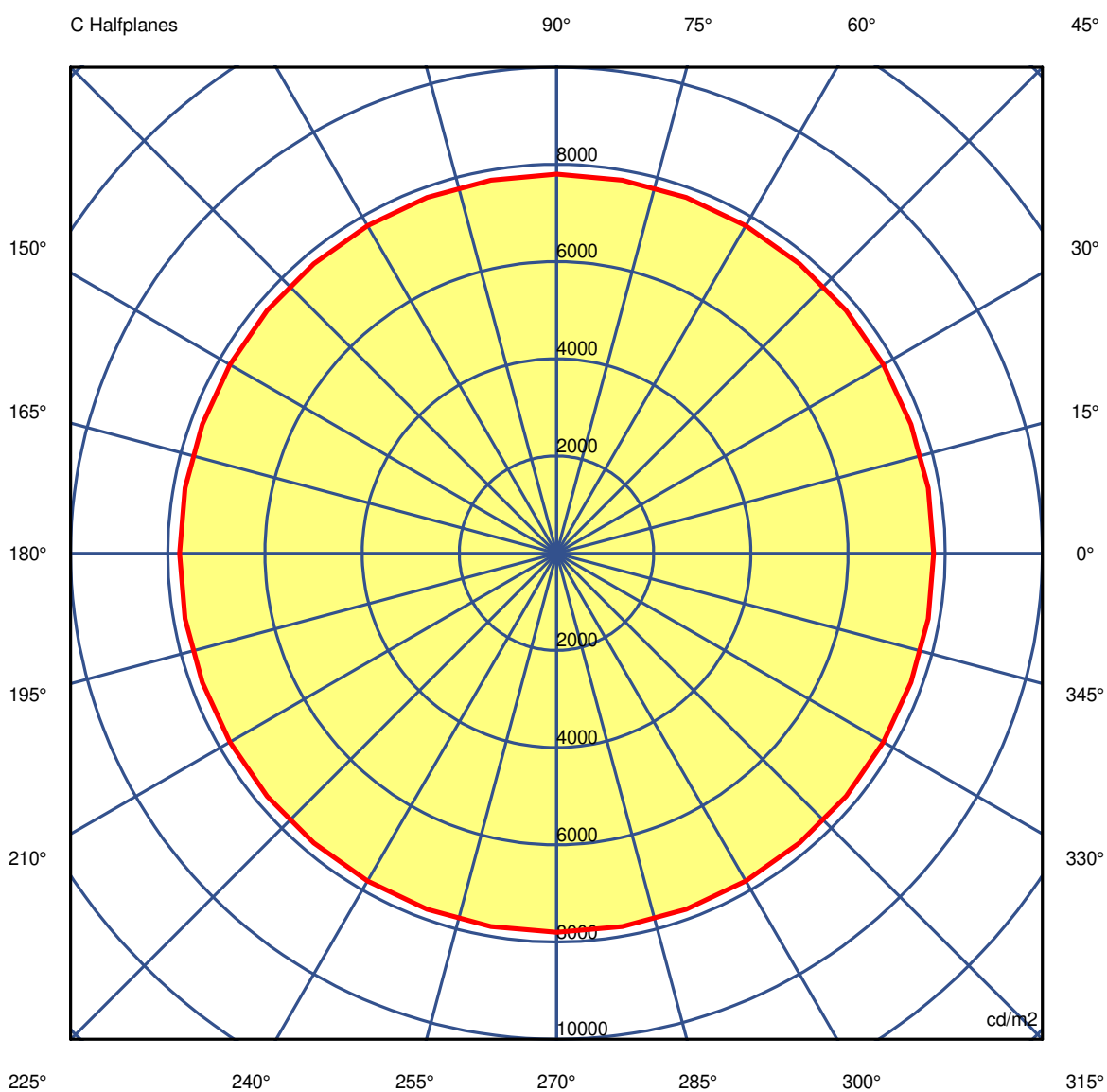
**Measurem.**

Code 26/7/2023

Name ROFY 85 D/I D0400 LIGHT+ 840 HO

Luminaire Flux	4261 lm	Luminaire Power	31.7 W	Efficacy	134.251 lm/W	Efficiency	76.35%
Source Flux	5581 lm	Maximum value	232.30 cd/klm	Position	C=0.00 G=0.00	CG	Double Symmetrical

Luminance



45.0°

**Luminaire**

Code 90623L400

Name ROFY 85 D/I D0400 LIGHT+ 840 HO

**Measurem.**

Code 26/7/2023

Name ROFY 85 D/I D0400 LIGHT+ 840 HO

Luminaire Flux	4261 lm		Luminaire Power		31.7 W		Efficacy		134.251 lm/W		Efficiency		76.35%	
Source Flux	5581 lm		Maximum value		232.30 cd/klm		Position		C=0.00 G=0.00		CG		Double Symmetrical	
Luminance cd/m2														
Table 1/3														
	C 0.00	C 10.00	C 20.00	C 30.00	C 40.00	C 50.00	C 60.00	C 70.00	C 80.00	C 90.00	C 100.00	C 110.00	C 120.00	
G 0.0	11432	11432	11432	11432	11432	11432	11432	11432	11432	11432	11432	11432	11432	
G 5.0	11129	11129	11131	11134	11131	11128	11129	11132	11134	11134	11134	11132	11129	
G 10.0	10801	10804	10805	10805	10805	10807	10810	10810	10810	10810	10810	10810	10810	
G 15.0	10447	10449	10454	10456	10452	10453	10456	10453	10453	10461	10453	10453	10456	
G 20.0	10069	10065	10065	10069	10069	10070	10074	10077	10078	10078	10078	10077	10074	
G 25.0	9658	9653	9656	9663	9663	9663	9663	9670	9673	9673	9673	9670	9663	
G 30.0	9218	9222	9223	9223	9226	9230	9233	9233	9234	9238	9234	9233	9233	
G 35.0	8760	8760	8764	8770	8763	8761	8770	8778	8780	8780	8780	8778	8770	
G 40.0	8280	8271	8272	8280	8283	8291	8301	8298	8297	8306	8297	8298	8301	
G 45.0	7762	7762	7763	7768	7775	7780	7784	7791	7797	7800	7797	7791	7784	
G 50.0	7225	7225	7226	7230	7238	7244	7248	7252	7253	7253	7253	7252	7248	
G 55.0	6660	6650	6648	6654	6663	6668	6672	6680	6687	6690	6687	6680	6672	
G 60.0	6050	6039	6040	6050	6055	6061	6070	6075	6080	6090	6080	6075	6070	
G 65.0	5378	5367	5364	5371	5381	5388	5393	5402	5412	5422	5412	5402	5393	
G 70.0	4633	4619	4621	4633	4639	4646	4657	4669	4677	4682	4677	4669	4657	
G 75.0	3779	3754	3757	3779	3786	3794	3807	3812	3823	3843	3823	3812	3807	
G 80.0	2796	2778	2776	2785	2785	2791	2807	2814	2823	2839	2823	2814	2807	
G 85.0	1552	1530	1530	1539	1527	1537	1566	1558	1555	1579	1555	1558	1566	
G 90.0	587	638	666	622	479	381	346	263	219	207	219	263	346	

**Luminaire**

Code 90623L400

Name ROFY 85 D/I D0400 LIGHT+ 840 HO

**Measurement**

Code 26/7/2023

Name ROFY 85 D/I D0400 LIGHT+ 840 HO

Luminaire Flux	4261 lm		Luminaire Power		31.7 W		Efficacy		134.251 lm/W		Efficiency		76.35%	
Source Flux	5581 lm		Maximum value		232.30 cd/klm		Position		C=0.00 G=0.00		CG		Double Symmetrical	
Luminance cd/m2      Table 2/3														
	C 130.00	C 140.00	C 150.00	C 160.00	C 170.00	C 180.00	C 190.00	C 200.00	C 210.00	C 220.00	C 230.00	C 240.00	C 250.00	
G 0.0	11432	11432	11432	11432	11432	11432	11432	11432	11432	11432	11432	11432	11432	
G 5.0	11128	11131	11134	11131	11129	11129	11129	11131	11134	11131	11128	11129	11132	
G 10.0	10807	10805	10805	10805	10804	10801	10804	10805	10805	10805	10807	10810	10810	
G 15.0	10453	10452	10456	10454	10449	10447	10449	10454	10456	10452	10453	10456	10453	
G 20.0	10070	10069	10069	10065	10065	10069	10065	10065	10069	10069	10070	10074	10077	
G 25.0	9663	9663	9663	9656	9653	9658	9653	9656	9663	9663	9663	9663	9670	
G 30.0	9230	9226	9223	9223	9222	9218	9222	9223	9223	9226	9230	9233	9233	
G 35.0	8761	8763	8770	8764	8760	8760	8760	8764	8770	8763	8761	8770	8778	
G 40.0	8291	8283	8280	8272	8271	8280	8271	8272	8280	8283	8291	8301	8298	
G 45.0	7780	7775	7768	7763	7762	7762	7762	7763	7768	7775	7780	7784	7791	
G 50.0	7244	7238	7230	7226	7225	7225	7225	7226	7230	7238	7244	7248	7252	
G 55.0	6668	6663	6654	6648	6650	6660	6650	6648	6654	6663	6668	6672	6680	
G 60.0	6061	6055	6050	6040	6039	6050	6039	6040	6050	6055	6061	6070	6075	
G 65.0	5388	5381	5371	5364	5367	5378	5367	5364	5371	5381	5388	5393	5402	
G 70.0	4646	4639	4633	4621	4619	4633	4619	4621	4633	4639	4646	4657	4669	
G 75.0	3794	3786	3779	3757	3754	3779	3754	3757	3779	3786	3794	3807	3812	
G 80.0	2791	2785	2785	2776	2778	2796	2778	2776	2785	2785	2791	2807	2814	
G 85.0	1537	1527	1539	1530	1530	1552	1530	1530	1539	1527	1537	1566	1558	
G 90.0	381	479	622	666	638	587	638	666	622	479	381	346	263	

**Luminaire**

Code 90623L400

Name ROFY 85 D/I D0400 LIGHT+ 840 HO

**Measurem.**

Code 26/7/2023

Name ROFY 85 D/I D0400 LIGHT+ 840 HO

Luminaire Flux	4261 lm	Luminaire Power	31.7 W	Efficacy	134.251 lm/W	Efficiency	76.35%
Source Flux	5581 lm	Maximum value	232.30 cd/klm	Position	C=0.00 G=0.00	CG	Double Symmetrical

**Luminance cd/m2 Table 3/3**

	C 260.00	C 270.00	C 280.00	C 290.00	C 300.00	C 310.00	C 320.00	C 330.00	C 340.00	C 350.00
G 0.0	11432	11432	11432	11432	11432	11432	11432	11432	11432	11432
G 5.0	11134	11134	11134	11132	11129	11128	11131	11134	11131	11129
G 10.0	10810	10810	10810	10810	10810	10807	10805	10805	10805	10804
G 15.0	10453	10461	10453	10453	10456	10453	10452	10456	10454	10449
G 20.0	10078	10078	10078	10077	10074	10070	10069	10069	10065	10065
G 25.0	9673	9673	9673	9670	9663	9663	9663	9663	9656	9653
G 30.0	9234	9238	9234	9233	9233	9230	9226	9223	9223	9222
G 35.0	8780	8780	8780	8778	8770	8761	8763	8770	8764	8760
G 40.0	8297	8306	8297	8298	8301	8291	8283	8280	8272	8271
G 45.0	7797	7800	7797	7791	7784	7780	7775	7768	7763	7762
G 50.0	7253	7253	7253	7252	7248	7244	7238	7230	7226	7225
G 55.0	6687	6690	6687	6680	6672	6668	6663	6654	6648	6650
G 60.0	6080	6090	6080	6075	6070	6061	6055	6050	6040	6039
G 65.0	5412	5422	5412	5402	5393	5388	5381	5371	5364	5367
G 70.0	4677	4682	4677	4669	4657	4646	4639	4633	4621	4619
G 75.0	3823	3843	3823	3812	3807	3794	3786	3779	3757	3754
G 80.0	2823	2839	2823	2814	2807	2791	2785	2785	2776	2778
G 85.0	1555	1579	1555	1558	1566	1537	1527	1539	1530	1530
G 90.0	219	207	219	263	346	381	479	622	666	638