

Luminaire

Code 90626L900

Name CONCEPT O 65 D/I D0900 GCONTROL+ 830

Measurem.

Code 31/7/2023

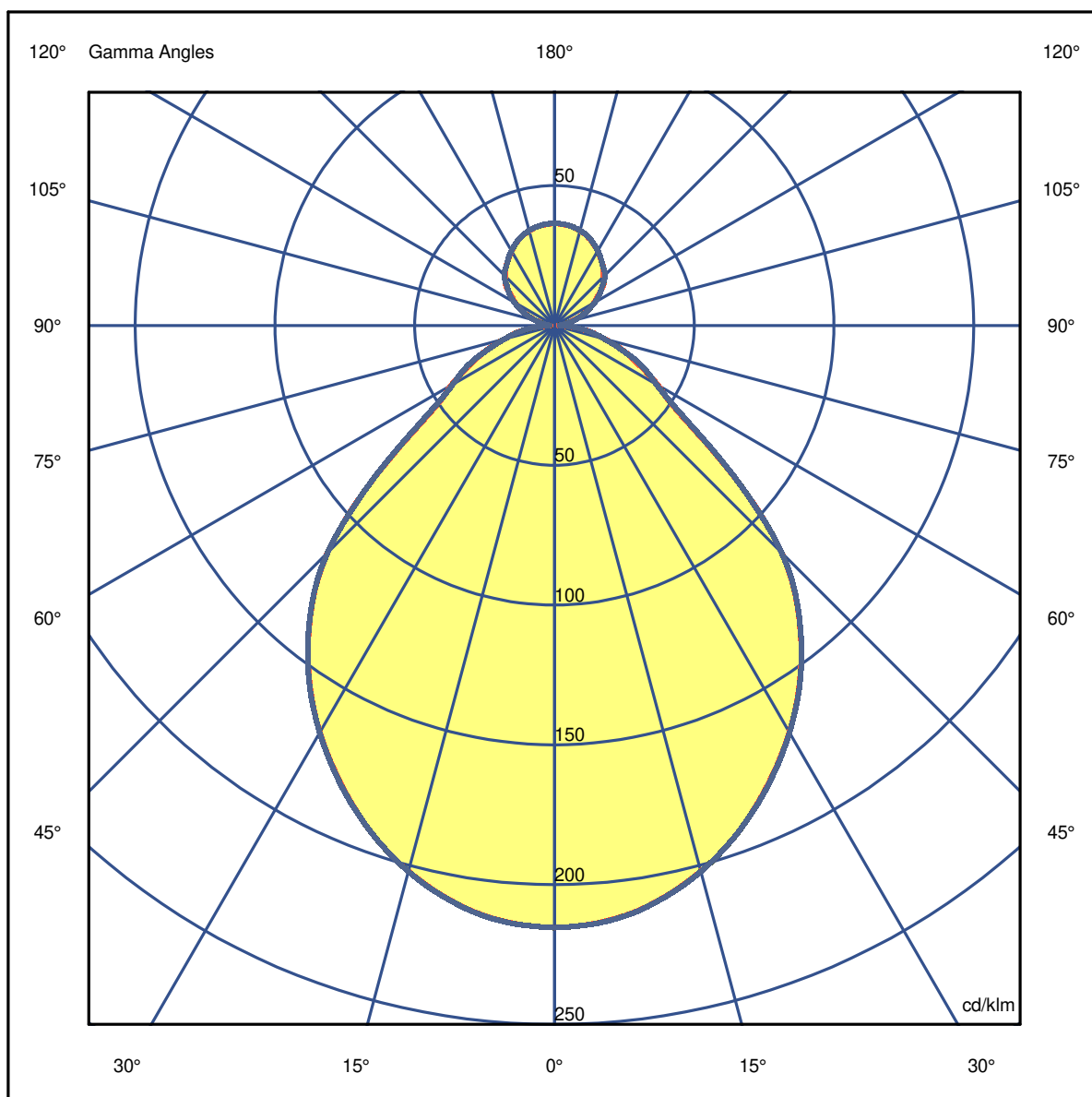
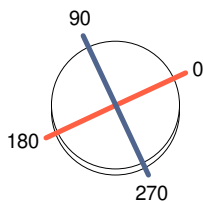
Name CONCEPT O 65 D/I D0900 GCONTROL+ 830

Luminaire Flux	6317 lm	Luminaire Power	62.7 W	Efficacy	100.819 lm/W	Efficiency	57.53%
Source Flux	10980 lm	Maximum value	215.40 cd/klm	Position	C=0.00 G=0.00	CG	Double Symmetrical

Diam=900mm

C Halfplanes

180.0 ————— 0.0
270.0 ————— 90.0



Luminaire

Code 90626L900

Name CONCEPT O 65 D/I D0900 GCONTROL+ 830

Measurem.

Code 31/7/2023

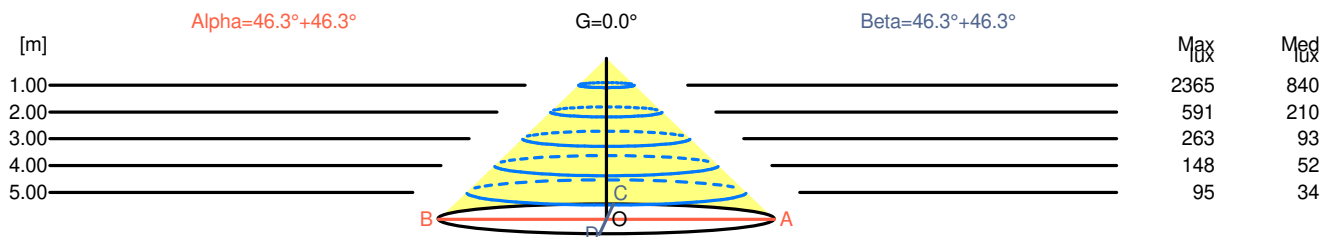
Name CONCEPT O 65 D/I D0900 GCONTROL+ 830

Luminaire Flux	6317 lm	Luminaire Power	62.7 W	Efficacy	100.819 lm/W	Efficiency	57.53%
Source Flux	10980 lm	Maximum value	215.40 cd/klm	Position	C=0.00 G=0.00	CG	Double Symmetrical

Width at 50.00 % of Max Intensity

H[m]	1.00	2.00	3.00	4.00	5.00	H[m]	1.00	2.00	3.00	4.00	5.00
OA	1.04	2.09	3.13	4.18	5.22	OC	1.04	2.09	3.13	4.18	5.22
OB	1.04	2.09	3.13	4.18	5.22	OD	1.04	2.09	3.13	4.18	5.22

	0	5	15	25	35	45	55	65	75	85
OA	2365.09	2347.52	2219.06	1986.28	1682.14	1260.50	596.21	367.83	202.03	66.98
OB	2365.09	2347.52	2219.06	1986.28	1682.14	1260.50	596.21	367.83	202.03	66.98
OC	2365.09	2348.62	2220.16	1988.48	1684.33	1261.60	607.19	379.91	202.03	70.27
OD	2365.09	2348.62	2220.16	1988.48	1684.33	1261.60	607.19	379.91	202.03	70.27



H[m]	D[m]	Max lux	Med lux	Alpha=46.3°+46.3°	G=0.0	
1.00	2.09	2365	840			
2.00	4.18	591	210			
3.00	6.27	263	93			
4.00	8.36	148	52			
5.00	10.45	95	34			

H[m]	D[m]	Max lux	Med lux	Beta=46.3°+46.3°	G=0.0	
1.00	2.09	2365	840			
2.00	4.18	591	210			
3.00	6.27	263	93			
4.00	8.36	148	52			
5.00	10.45	95	34			

Luminaire

Code 90626L900
Name CONCEPT O 65 D/I D0900 GCONTROL+ 830

Measurem.

Code 31/7/2023
Name CONCEPT O 65 D/I D0900 GCONTROL+ 830

Luminaire Flux	6317 lm	Luminaire Power	62.7 W	Efficacy	100.819 lm/W	Efficiency	57.53%
Source Flux	10980 lm	Maximum value	215.40 cd/klm	Position	C=0.00 G=0.00	CG	Double Symmetrical

UGR
S = 0.250

Reflectancies										
Ceiling/Cavity	0.7	0.7	0.5	0.5	0.3	0.7	0.7	0.5	0.5	0.3
Walls	0.5	0.3	0.5	0.3	0.3	0.5	0.3	0.5	0.3	0.3
Working Plane	0.2	0.2	0.2	0.2	0.2	0.2	0.2	0.2	0.2	0.2
Room Dimensions	Lateral View					Viewed Endwise				
x=2H y=2H	12.9	13.8	13.4	14.3	14.9	13.0	14.0	13.6	14.5	15.1
x=2H y=3H	13.5	14.4	14.1	14.9	15.6	13.6	14.5	14.2	15.1	15.7
x=2H y=4H	13.8	14.6	14.4	15.2	15.9	13.9	14.8	14.5	15.3	16.0
x=2H y=6H	14.1	14.8	14.7	15.4	16.1	14.2	14.9	14.8	15.5	16.2
x=2H y=8H	14.2	14.9	14.8	15.5	16.2	14.3	15.0	14.9	15.6	16.3
x=2H y=12H	14.2	14.9	14.9	15.5	16.2	14.3	15.0	14.9	15.6	16.3
x=4H y=2H	13.2	14.0	13.8	14.6	15.2	13.4	14.2	13.9	14.7	15.4
x=4H y=3H	14.1	14.7	14.7	15.4	16.0	14.2	14.9	14.9	15.5	16.2
x=4H y=4H	14.5	15.1	15.1	15.7	16.5	14.6	15.2	15.3	15.9	16.6
x=4H y=6H	14.9	15.4	15.5	16.0	16.8	15.0	15.5	15.7	16.2	16.9
x=4H y=8H	15.0	15.5	15.7	16.1	16.9	15.1	15.6	15.8	16.3	17.0
x=4H y=12H	15.1	15.5	15.8	16.2	17.0	15.2	15.6	15.9	16.3	17.1
x=8H y=4H	14.6	15.1	15.3	15.8	16.6	14.8	15.2	15.5	15.9	16.7
x=8H y=6H	15.1	15.5	15.8	16.2	17.0	15.2	15.6	16.0	16.3	17.2
x=8H y=8H	15.3	15.7	16.1	16.4	17.2	15.4	15.8	16.2	16.5	17.3
x=8H y=12H	15.5	15.8	16.2	16.5	17.4	15.6	15.9	16.3	16.6	17.5
x=12H y=4H	14.6	15.1	15.3	15.7	16.6	14.8	15.2	15.5	15.9	16.7
x=12H y=6H	15.1	15.5	15.9	16.2	17.0	15.3	15.6	16.0	16.3	17.2
x=12H y=8H	15.4	15.7	16.1	16.4	17.3	15.5	15.8	16.2	16.5	17.4

Luminaire

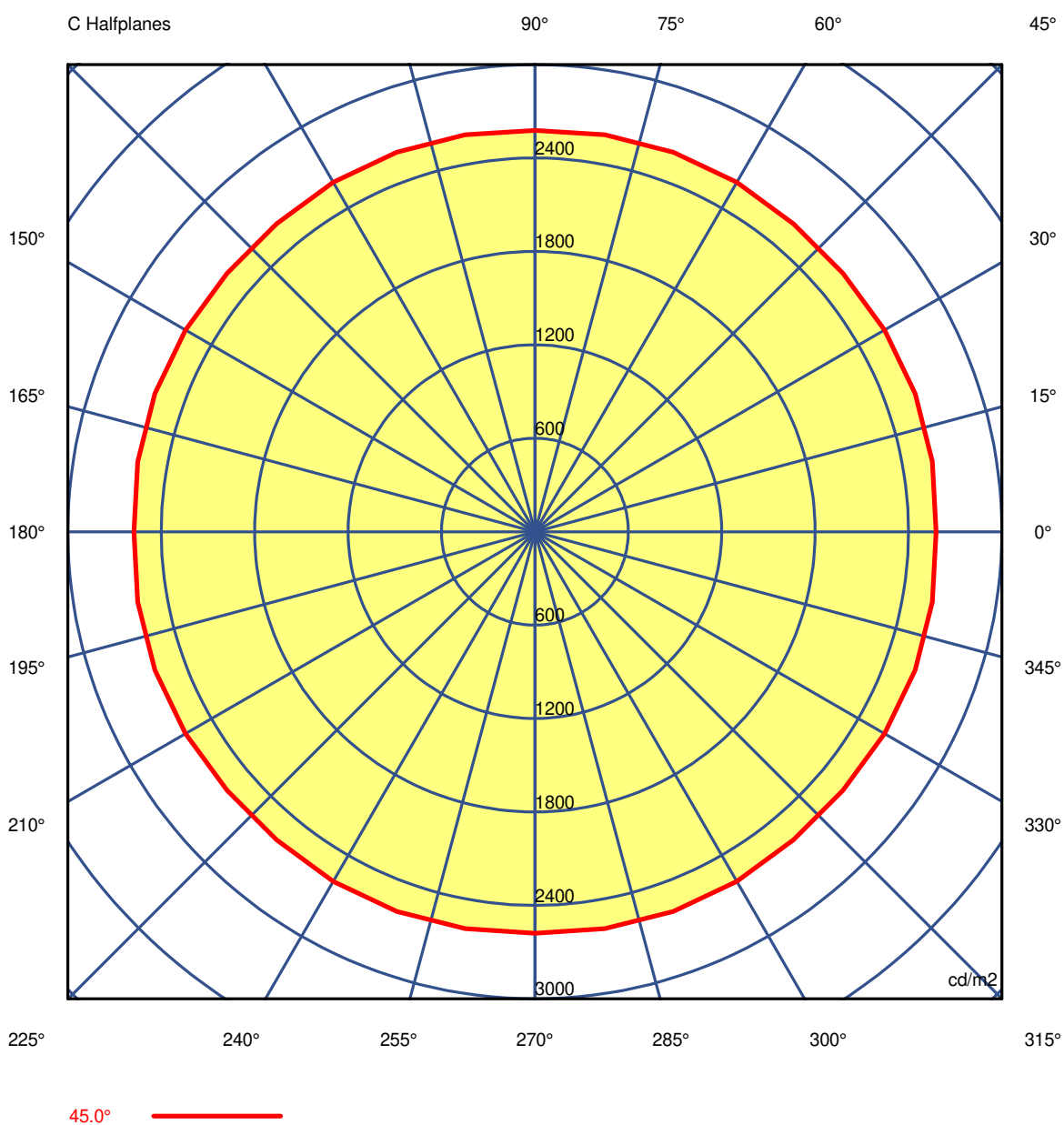
Code 90626L900
Name CONCEPT O 65 D/I D0900 GCONTROL+ 830

Measurem.

Code 31/7/2023
Name CONCEPT O 65 D/I D0900 GCONTROL+ 830

Luminaire Flux	6317 lm	Luminaire Power	62.7 W	Efficacy	100.819 lm/W	Efficiency	57.53%
Source Flux	10980 lm	Maximum value	215.40 cd/klm	Position	C=0.00 G=0.00	CG Double Symmetrical	

Luminance



Luminaire

Code 90626L900

Name CONCEPT O 65 D/I D0900 GCONTROL+ 830

Measur.

Code 31/7/2023

Name CONCEPT O 65 D/I D0900 GCONTROL+ 830

Luminaire Flux	6317 lm		Luminaire Power		62.7 W		Efficacy		100.819 lm/W		Efficiency		57.53%	
Source Flux	10980 lm		Maximum value		215.40 cd/klm		Position		C=0.00 G=0.00		CG		Double Symmetrical	
Luminance cd/m2 Table 1/3														
	C 0.00	C 10.00	C 20.00	C 30.00	C 40.00	C 50.00	C 60.00	C 70.00	C 80.00	C 90.00	C 100.00	C 110.00	C 120.00	
G 0.0	3836	3836	3836	3836	3836	3836	3836	3836	3836	3836	3836	3836	3836	
G 5.0	3782	3783	3784	3784	3782	3782	3784	3784	3784	3784	3784	3784	3784	
G 10.0	3705	3705	3706	3707	3706	3705	3707	3707	3707	3707	3707	3707	3707	
G 15.0	3608	3606	3608	3613	3613	3614	3615	3613	3611	3610	3611	3613	3615	
G 20.0	3495	3495	3497	3502	3508	3509	3506	3502	3498	3495	3498	3502	3506	
G 25.0	3363	3364	3367	3372	3380	3382	3378	3371	3368	3367	3368	3371	3378	
G 30.0	3227	3225	3221	3220	3223	3225	3225	3227	3228	3229	3228	3227	3225	
G 35.0	3068	3066	3059	3048	3046	3047	3050	3058	3066	3072	3066	3058	3050	
G 40.0	2870	2869	2865	2855	2846	2846	2853	2862	2868	2872	2868	2862	2853	
G 45.0	2577	2592	2598	2592	2583	2583	2592	2594	2589	2579	2589	2594	2592	
G 50.0	2017	2060	2141	2223	2227	2239	2257	2213	2124	2019	2124	2213	2257	
G 55.0	1436	1488	1675	1888	1884	1907	1956	1812	1616	1462	1616	1812	1956	
G 60.0	1255	1283	1390	1561	1524	1564	1652	1466	1279	1238	1279	1466	1652	
G 65.0	1119	1064	1125	1236	1238	1284	1336	1159	1058	1155	1058	1159	1336	
G 70.0	1014	988	996	1029	1058	1122	1146	1015	942	1010	942	1015	1146	
G 75.0	870	891	887	874	901	956	983	930	879	870	879	930	983	
G 80.0	788	785	776	763	763	780	794	774	762	776	762	774	794	
G 85.0	520	563	567	537	515	515	537	565	569	546	569	565	537	
G 90.0	248	277	305	306	260	257	277	221	221	321	221	221	277	

Luminaire

Code 90626L900

Name CONCEPT O 65 D/I D0900 GCONTROL+ 830

Measurement

Code 31/7/2023

Name CONCEPT O 65 D/I D0900 GCONTROL+ 830

Luminaire Flux	6317 lm		Luminaire Power		62.7 W		Efficacy		100.819 lm/W		Efficiency		57.53%	
Source Flux	10980 lm		Maximum value		215.40 cd/klm		Position		C=0.00 G=0.00		CG		Double Symmetrical	
Luminance cd/m2														
Table 2/3														
	C 130.00	C 140.00	C 150.00	C 160.00	C 170.00	C 180.00	C 190.00	C 200.00	C 210.00	C 220.00	C 230.00	C 240.00	C 250.00	
G 0.0	3836	3836	3836	3836	3836	3836	3836	3836	3836	3836	3836	3836	3836	
G 5.0	3782	3782	3784	3784	3783	3782	3783	3784	3784	3782	3782	3784	3784	
G 10.0	3705	3706	3707	3706	3705	3705	3705	3706	3707	3706	3705	3707	3707	
G 15.0	3614	3613	3613	3608	3606	3608	3606	3608	3613	3613	3614	3615	3613	
G 20.0	3509	3508	3502	3497	3495	3495	3495	3497	3502	3508	3509	3506	3502	
G 25.0	3382	3380	3372	3367	3364	3363	3364	3367	3372	3380	3382	3378	3371	
G 30.0	3225	3223	3220	3221	3225	3227	3225	3221	3220	3223	3225	3225	3227	
G 35.0	3047	3046	3048	3059	3066	3068	3066	3059	3048	3046	3047	3050	3058	
G 40.0	2846	2846	2855	2865	2869	2870	2869	2865	2855	2846	2846	2853	2862	
G 45.0	2583	2583	2592	2598	2592	2577	2592	2598	2592	2583	2583	2592	2594	
G 50.0	2239	2227	2223	2141	2060	2017	2060	2141	2223	2227	2239	2257	2213	
G 55.0	1907	1884	1888	1675	1488	1436	1488	1675	1888	1884	1907	1956	1812	
G 60.0	1564	1524	1561	1390	1283	1255	1283	1390	1561	1524	1564	1652	1466	
G 65.0	1284	1238	1236	1125	1064	1119	1064	1125	1236	1238	1284	1336	1159	
G 70.0	1122	1058	1029	996	988	1014	988	996	1029	1058	1122	1146	1015	
G 75.0	956	901	874	887	891	870	891	887	874	901	956	983	930	
G 80.0	780	763	763	776	785	788	785	776	763	763	780	794	774	
G 85.0	515	515	537	567	563	520	563	567	537	515	515	537	565	
G 90.0	257	260	306	305	277	248	277	305	306	260	257	277	221	

Luminaire

Code 90626L900

Name CONCEPT O 65 D/I D0900 GCONTROL+ 830

Measurem.

Code 31/7/2023

Name CONCEPT O 65 D/I D0900 GCONTROL+ 830

Luminaire Flux	6317 lm	Luminaire Power	62.7 W	Efficacy	100.819 lm/W	Efficiency	57.53%
Source Flux	10980 lm	Maximum value	215.40 cd/klm	Position	C=0.00 G=0.00	CG	Double Symmetrical

Luminance cd/m2 Table 3/3

	C 260.00	C 270.00	C 280.00	C 290.00	C 300.00	C 310.00	C 320.00	C 330.00	C 340.00	C 350.00
G 0.0	3836	3836	3836	3836	3836	3836	3836	3836	3836	3836
G 5.0	3784	3784	3784	3784	3784	3782	3782	3784	3784	3783
G 10.0	3707	3707	3707	3707	3707	3705	3706	3707	3706	3705
G 15.0	3611	3610	3611	3613	3615	3614	3613	3613	3608	3606
G 20.0	3498	3495	3498	3502	3506	3509	3508	3502	3497	3495
G 25.0	3368	3367	3368	3371	3378	3382	3380	3372	3367	3364
G 30.0	3228	3229	3228	3227	3225	3225	3223	3220	3221	3225
G 35.0	3066	3072	3066	3058	3050	3047	3046	3048	3059	3066
G 40.0	2868	2872	2868	2862	2853	2846	2846	2855	2865	2869
G 45.0	2589	2579	2589	2594	2592	2583	2583	2592	2598	2592
G 50.0	2124	2019	2124	2213	2257	2239	2227	2223	2141	2060
G 55.0	1616	1462	1616	1812	1956	1907	1884	1888	1675	1488
G 60.0	1279	1238	1279	1466	1652	1564	1524	1561	1390	1283
G 65.0	1058	1155	1058	1159	1336	1284	1238	1236	1125	1064
G 70.0	942	1010	942	1015	1146	1122	1058	1029	996	988
G 75.0	879	870	879	930	983	956	901	874	887	891
G 80.0	762	776	762	774	794	780	763	763	776	785
G 85.0	569	546	569	565	537	515	515	537	567	563
G 90.0	221	321	221	221	277	257	260	306	305	277