

Luminaire

Code 90633L900

Name ROFY 85 D/I D0900 GCONTROL+ K3 830 LO

Measurem.

Code 4/8/2023

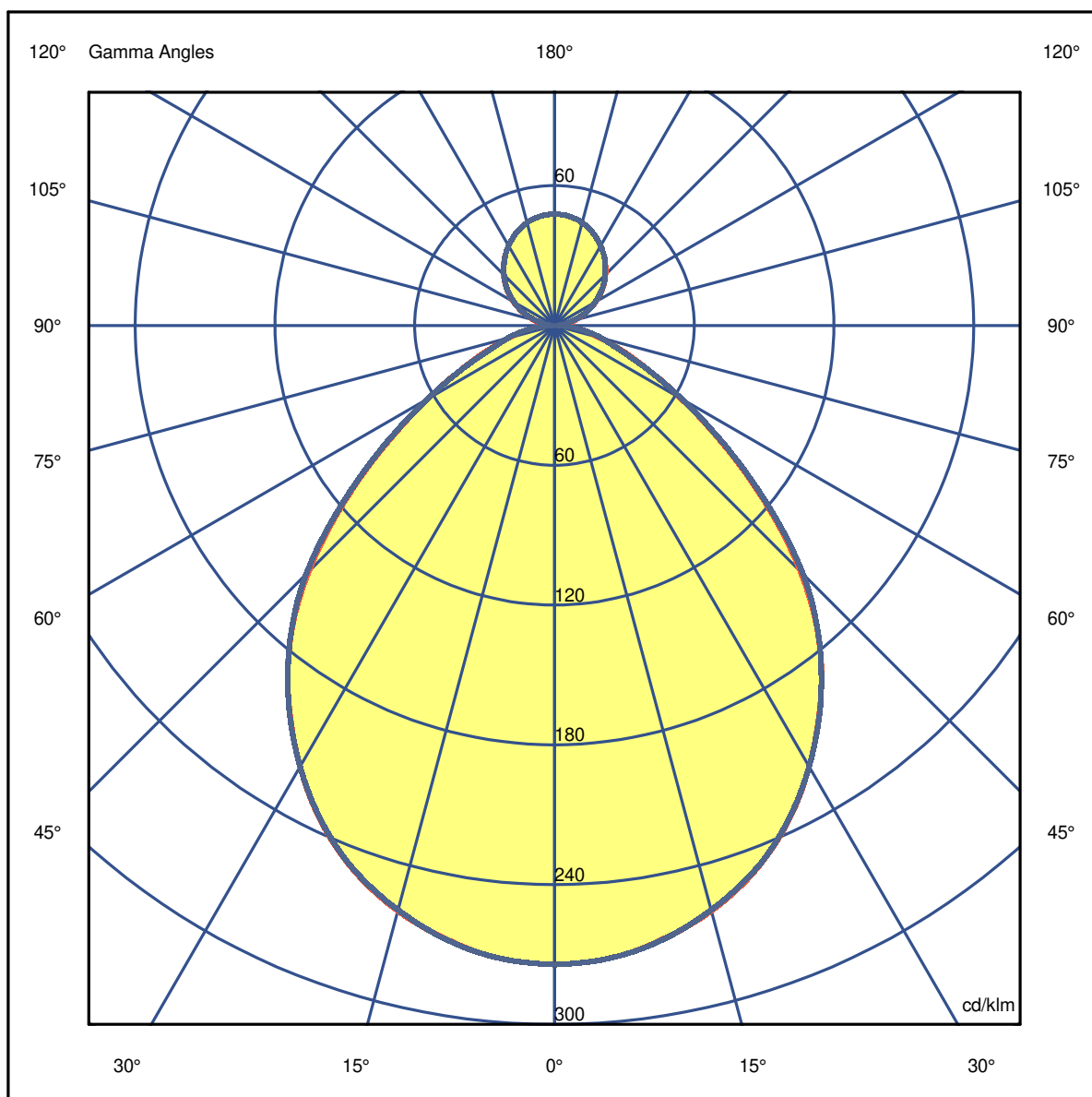
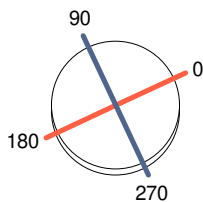
Name ROFY 85 D/I D0900 GCONTROL+ K3 830 LO

Luminaire Flux	9055 lm	Luminaire Power	67.7 W	Efficacy	133.680 lm/W	Efficiency	72.77%
Source Flux	12444 lm	Maximum value	274.30 cd/klm	Position	C=0.00 G=0.00	CG	Double Symmetrical

Diam=900mm

C Halfplanes

180.0 ——— 0.0
270.0 ——— 90.0



Luminaire

Code	90633L900
Name	ROFY 85 D/I D0900 GCONTROL+ K3 830 LO

Measur.

Code 4/8/2023
Name ROFY 85 D/I D0900 GCONTROL+ K3 830 LO

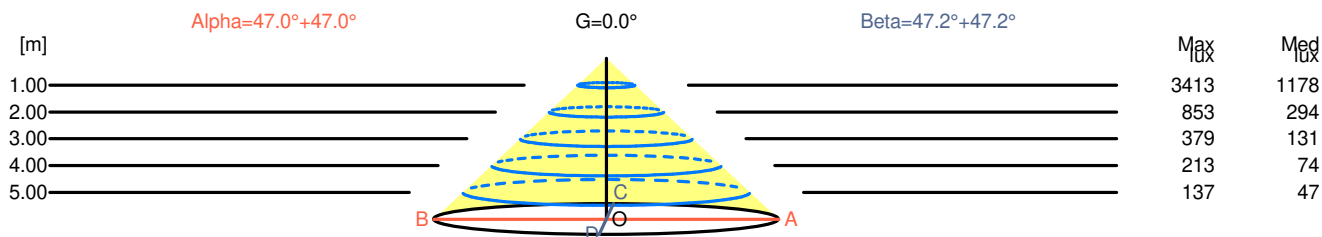
Luminaire Flux	9055 lm	Luminaire Power	67.7 W	Efficacy	133.680 lm/W	Efficiency	72.77%
Source Flux	12444 lm	Maximum value	274.30 cd/klm	Position	C=0.00 G=0.00	CG	Double Symmetrical


Width at 50.00 % of Max Intensity


H[m]	1.00	2.00	3.00	4.00	5.00	H[m]	1.00	2.00	3.00	4.00	5.00
OA	1.07	2.14	3.22	4.29	5.36	OC	1.08	2.16	3.24	4.32	5.40
OB	1.07	2.14	3.22	4.29	5.36	OD	1.08	2.16	3.24	4.32	5.40

Luminous Intensities [cd/klm]

	0	5	15	25	35	45	55	65	75	85
OA	3413.39	3392.23	3236.68	2936.78	2473.87	1859.13	1096.32	543.80	250.12	77.15
OB	3413.39	3392.23	3236.68	2936.78	2473.87	1859.13	1096.32	543.80	250.12	77.15
OC	3413.39	3392.23	3231.71	2934.30	2476.36	1877.80	1106.27	537.58	260.08	75.91
OD	3413.39	3392.23	3231.71	2934.30	2476.36	1877.80	1106.27	537.58	260.08	75.91



H[m]	D[m]	Max lux	Med lux	Alpha=47.0°+47.0°	G=0.0	
1.00	2.14	3413	1178			
2.00	4.29	853	294			
3.00	6.43	379	131			
4.00	8.58	213	74			
5.00	10.72	137	47			

H[m]	D[m]	Max lux	Med lux	Beta=47.2°+47.2°	G=0.0	
1.00	2.16	3413	1178			
2.00	4.32	853	294			
3.00	6.49	379	131			
4.00	8.65	213	74			
5.00	10.81	137	47			

Luminaire

Code 90633L900

Name ROFY 85 D/I D0900 GCONTROL+ K3 830 LO

Measurem.

Code 4/8/2023

Name ROFY 85 D/I D0900 GCONTROL+ K3 830 LO

Luminaire Flux	9055 lm	Luminaire Power	67.7 W	Efficacy	133.680 lm/W	Efficiency	72.77%
Source Flux	12444 lm	Maximum value	274.30 cd/klm	Position	C=0.00 G=0.00	CG	Double Symmetrical

UGR
S = 0.250

Reflectancies										
Ceiling/Cavity	0.7	0.7	0.5	0.5	0.3	0.7	0.7	0.5	0.5	0.3
Walls	0.5	0.3	0.5	0.3	0.3	0.5	0.3	0.5	0.3	0.3
Working Plane	0.2	0.2	0.2	0.2	0.2	0.2	0.2	0.2	0.2	0.2
Room Dimensions	Lateral View					Viewed Endwise				
x=2H y=2H	14.4	15.4	14.9	15.9	16.5	14.5	15.5	15.1	16.0	16.6
x=2H y=3H	15.0	15.9	15.6	16.4	17.1	15.2	16.1	15.8	16.6	17.2
x=2H y=4H	15.2	16.0	15.8	16.6	17.2	15.4	16.2	16.0	16.8	17.4
x=2H y=6H	15.4	16.1	16.0	16.7	17.3	15.6	16.3	16.2	16.9	17.6
x=2H y=8H	15.4	16.1	16.0	16.7	17.4	15.6	16.3	16.2	16.9	17.6
x=2H y=12H	15.4	16.1	16.0	16.7	17.4	15.6	16.3	16.2	16.9	17.6
x=4H y=2H	14.5	15.3	15.1	15.9	16.5	14.6	15.4	15.2	16.0	16.6
x=4H y=3H	15.2	15.9	15.9	16.5	17.2	15.4	16.1	16.0	16.7	17.4
x=4H y=4H	15.6	16.2	16.2	16.8	17.5	15.8	16.4	16.4	17.0	17.7
x=4H y=6H	15.8	16.3	16.5	17.0	17.8	16.0	16.6	16.7	17.2	18.0
x=4H y=8H	15.9	16.4	16.6	17.1	17.8	16.1	16.6	16.8	17.3	18.0
x=4H y=12H	16.0	16.4	16.7	17.1	17.9	16.2	16.6	16.9	17.3	18.1
x=8H y=4H	15.6	16.1	16.3	16.8	17.6	15.8	16.3	16.5	17.0	17.7
x=8H y=6H	16.0	16.4	16.7	17.1	17.9	16.2	16.6	16.9	17.3	18.1
x=8H y=8H	16.2	16.5	16.9	17.2	18.0	16.3	16.7	17.1	17.4	18.2
x=8H y=12H	16.2	16.5	17.0	17.3	18.1	16.4	16.7	17.2	17.5	18.3
x=12H y=4H	15.6	16.0	16.3	16.7	17.5	15.8	16.2	16.5	16.9	17.7
x=12H y=6H	16.0	16.4	16.7	17.1	17.9	16.2	16.5	16.9	17.3	18.1
x=12H y=8H	16.2	16.5	16.9	17.2	18.1	16.4	16.7	17.1	17.4	18.3

Luminaire

Code 90633L900

Name ROFY 85 D/I D0900 GCONTROL+ K3 830 LO

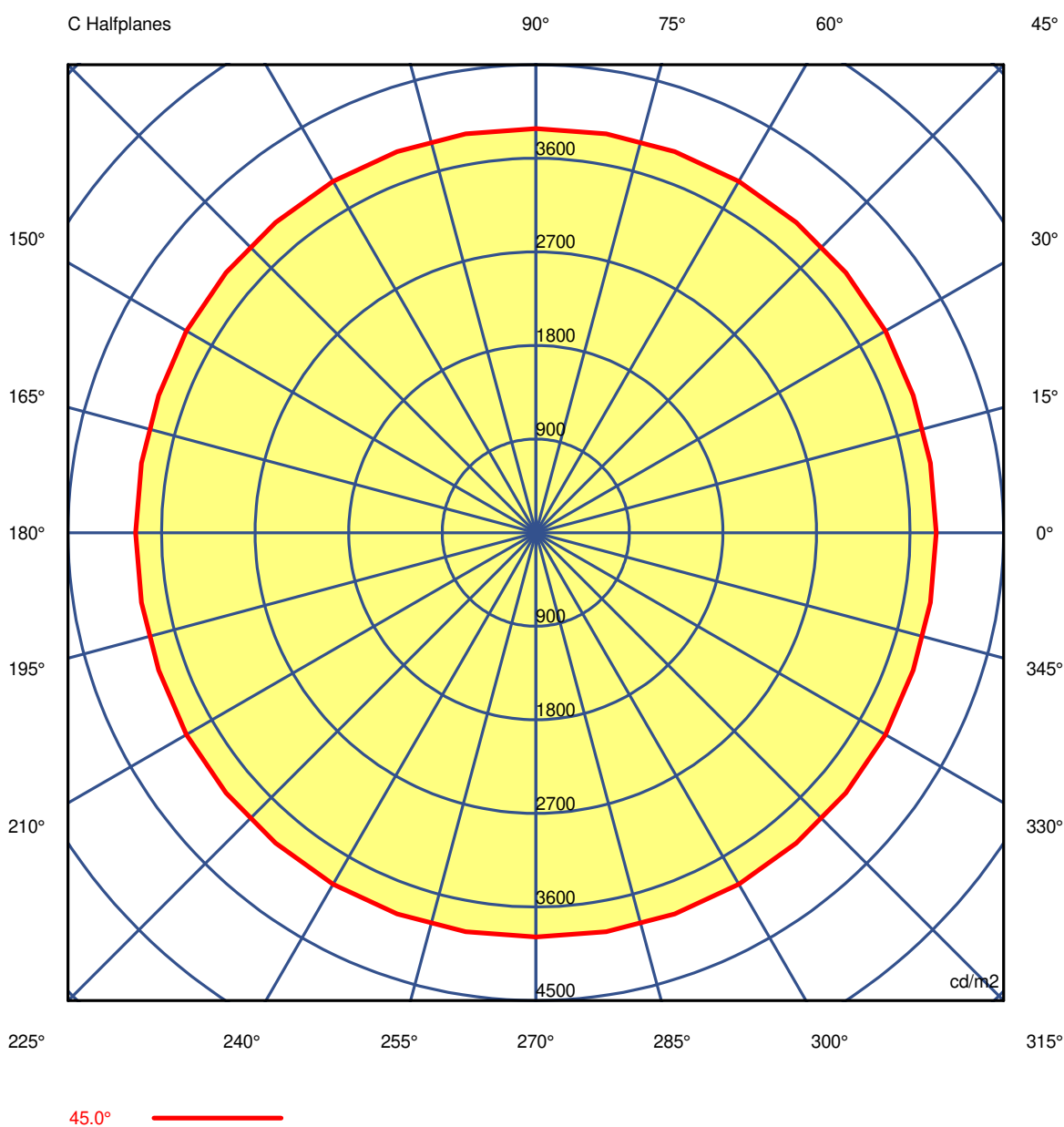
Measurem.

Code 4/8/2023

Name ROFY 85 D/I D0900 GCONTROL+ K3 830 LO

Luminaire Flux	9055 lm	Luminaire Power	67.7 W	Efficacy	133.680 lm/W	Efficiency	72.77%
Source Flux	12444 lm	Maximum value	274.30 cd/klm	Position	C=0.00 G=0.00	CG Double Symmetrical	

Luminance



Luminaire

Code 90633L900

Name ROFY 85 D/I D0900 GCONTROL+ K3 830 LO

Measurement

Code 4/8/2023

Name ROFY 85 D/I D0900 GCONTROL+ K3 830 LO

Luminaire Flux	9055 lm		Luminaire Power		67.7 W		Efficacy		133.680 lm/W		Efficiency		72.77%	
Source Flux	12444 lm		Maximum value		274.30 cd/klm		Position		C=0.00 G=0.00		CG		Double Symmetrical	
Luminance cd/m2														
Table 1/3														
	C 0.00	C 10.00	C 20.00	C 30.00	C 40.00	C 50.00	C 60.00	C 70.00	C 80.00	C 90.00	C 100.00	C 110.00	C 120.00	
G 0.0	5612	5612	5612	5612	5612	5612	5612	5612	5612	5612	5612	5612	5612	
G 5.0	5539	5539	5539	5539	5539	5539	5539	5536	5535	5539	5535	5536	5539	
G 10.0	5440	5443	5443	5440	5439	5441	5442	5439	5438	5442	5438	5439	5442	
G 15.0	5334	5331	5328	5323	5317	5316	5319	5318	5319	5325	5319	5318	5319	
G 20.0	5206	5200	5190	5179	5172	5171	5175	5183	5191	5200	5191	5183	5175	
G 25.0	5039	5032	5023	5013	5006	5004	5009	5020	5030	5034	5030	5020	5009	
G 30.0	4822	4817	4814	4815	4824	4825	4818	4816	4819	4822	4819	4816	4818	
G 35.0	4572	4568	4574	4590	4609	4611	4595	4575	4569	4576	4569	4575	4595	
G 40.0	4278	4283	4293	4307	4319	4320	4309	4294	4284	4280	4284	4294	4309	
G 45.0	3849	3853	3863	3883	3891	3897	3904	3902	3895	3888	3895	3902	3904	
G 50.0	3281	3266	3258	3181	2981	2986	3198	3292	3305	3309	3305	3292	3198	
G 55.0	2673	2794	2701	2361	1979	2001	2421	2778	2855	2697	2855	2778	2421	
G 60.0	2115	2238	2069	1737	1651	1675	1812	2188	2339	2132	2339	2188	1812	
G 65.0	1674	1763	1580	1333	1462	1468	1368	1668	1839	1655	1839	1668	1368	
G 70.0	1337	1408	1334	1207	1242	1227	1176	1406	1493	1288	1493	1406	1176	
G 75.0	1089	1100	1137	1170	1084	1062	1160	1243	1230	1132	1230	1243	1160	
G 80.0	930	930	949	993	1004	993	986	990	976	916	976	990	986	
G 85.0	605	653	719	761	721	706	732	709	655	595	655	709	732	
G 90.0	482	458	443	399	283	208	200	179	158	150	158	179	200	

Luminaire

Code 90633L900

Name ROFY 85 D/I D0900 GCONTROL+ K3 830 LO

Measurement

Code 4/8/2023

Name ROFY 85 D/I D0900 GCONTROL+ K3 830 LO

Luminaire Flux		9055 lm		Luminaire Power		67.7 W		Efficacy		133.680 lm/W		Efficiency		72.77%	
Source Flux		12444 lm		Maximum value		274.30 cd/klm		Position		C=0.00 G=0.00		CG		Double Symmetrical	
Luminance cd/m2														Table 2/3	
	C 130.00	C 140.00	C 150.00	C 160.00	C 170.00	C 180.00	C 190.00	C 200.00	C 210.00	C 220.00	C 230.00	C 240.00	C 250.00		
G 0.0	5612	5612	5612	5612	5612	5612	5612	5612	5612	5612	5612	5612	5612	5612	5612
G 5.0	5539	5539	5539	5539	5539	5539	5539	5539	5539	5539	5539	5539	5539	5539	5539
G 10.0	5441	5439	5440	5443	5443	5440	5443	5443	5440	5439	5441	5442	5439	5439	5439
G 15.0	5316	5317	5323	5328	5331	5334	5331	5328	5323	5317	5316	5319	5318	5318	5318
G 20.0	5171	5172	5179	5190	5200	5206	5200	5190	5179	5172	5171	5175	5183	5183	5183
G 25.0	5004	5006	5013	5023	5032	5039	5032	5023	5013	5006	5004	5009	5020	5020	5020
G 30.0	4825	4824	4815	4814	4817	4822	4817	4814	4815	4824	4825	4818	4816	4816	4816
G 35.0	4611	4609	4590	4574	4568	4572	4568	4574	4590	4609	4611	4595	4575	4575	4575
G 40.0	4320	4319	4307	4293	4283	4278	4283	4293	4307	4319	4320	4309	4294	4294	4294
G 45.0	3897	3891	3883	3863	3853	3849	3853	3863	3883	3891	3897	3904	3902	3902	3902
G 50.0	2986	2981	3181	3258	3266	3281	3266	3258	3181	2981	2986	3198	3292	3292	3292
G 55.0	2001	1979	2361	2701	2794	2673	2794	2701	2361	1979	2001	2421	2778	2778	2778
G 60.0	1675	1651	1737	2069	2238	2115	2238	2069	1737	1651	1675	1812	2188	2188	2188
G 65.0	1468	1462	1333	1580	1763	1674	1763	1580	1333	1462	1468	1368	1668	1668	1668
G 70.0	1227	1242	1207	1334	1408	1337	1408	1334	1207	1242	1227	1176	1406	1406	1406
G 75.0	1062	1084	1170	1137	1100	1089	1100	1137	1170	1084	1062	1160	1243	1243	1243
G 80.0	993	1004	993	949	930	930	930	949	993	1004	993	986	990	990	990
G 85.0	706	721	761	719	653	605	653	719	761	721	706	732	709	709	709
G 90.0	208	283	399	443	458	482	458	443	399	283	208	200	179	179	179

Luminaire

Code 90633L900

Name ROFY 85 D/I D0900 GCONTROL+ K3 830 LO

Measurem.

Code 4/8/2023

Name ROFY 85 D/I D0900 GCONTROL+ K3 830 LO

Luminaire Flux	9055 lm	Luminaire Power	67.7 W	Efficacy	133.680 lm/W	Efficiency	72.77%
Source Flux	12444 lm	Maximum value	274.30 cd/klm	Position	C=0.00 G=0.00	CG	Double Symmetrical

Luminance cd/m2 Table 3/3

	C 260.00	C 270.00	C 280.00	C 290.00	C 300.00	C 310.00	C 320.00	C 330.00	C 340.00	C 350.00
G 0.0	5612	5612	5612	5612	5612	5612	5612	5612	5612	5612
G 5.0	5535	5539	5535	5536	5539	5539	5539	5539	5539	5539
G 10.0	5438	5442	5438	5439	5442	5441	5439	5440	5443	5443
G 15.0	5319	5325	5319	5318	5319	5316	5317	5323	5328	5331
G 20.0	5191	5200	5191	5183	5175	5171	5172	5179	5190	5200
G 25.0	5030	5034	5030	5020	5009	5004	5006	5013	5023	5032
G 30.0	4819	4822	4819	4816	4818	4825	4824	4815	4814	4817
G 35.0	4569	4576	4569	4575	4595	4611	4609	4590	4574	4568
G 40.0	4284	4280	4284	4294	4309	4320	4319	4307	4293	4283
G 45.0	3895	3888	3895	3902	3904	3897	3891	3883	3863	3853
G 50.0	3305	3309	3305	3292	3198	2986	2981	3181	3258	3266
G 55.0	2855	2697	2855	2778	2421	2001	1979	2361	2701	2794
G 60.0	2339	2132	2339	2188	1812	1675	1651	1737	2069	2238
G 65.0	1839	1655	1839	1668	1368	1468	1462	1333	1580	1763
G 70.0	1493	1288	1493	1406	1176	1227	1242	1207	1334	1408
G 75.0	1230	1132	1230	1243	1160	1062	1084	1170	1137	1100
G 80.0	976	916	976	990	986	993	1004	993	949	930
G 85.0	655	595	655	709	732	706	721	761	719	653
G 90.0	158	150	158	179	200	208	283	399	443	458