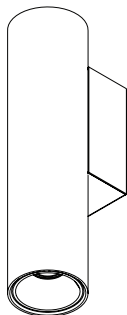
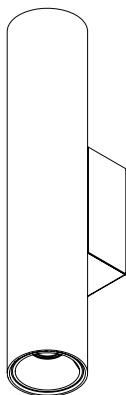
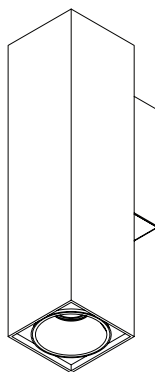
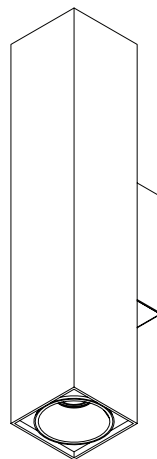


ELI 50 /W | ELI 50 /W D/I | ELI 50 Sq /W | ELI 50 Sq /W D/I**EN** INSTALLATION INSTRUCTIONS**FR** NOTICE DE MONTAGE**DE** MONTAGEANLEITUNG**PT** INSTRUÇÕES DE MONTAGEM**ES** INSTRUCCIONES DE MONTAJE**ELI 50 /W****ELI 50 /W D/I****ELI 50 Sq /W****ELI 50 Sq /W D/I**

Order code / Code com. / Bestell-Nr. / Código / Código: 90682L... | 90683L... | 90684L... | 90690L... | 90691L... | 90692L...



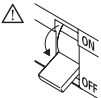
IP 20

650°C

230V/50Hz

**EN** Carefully read the installation instructions provided before installing the device. Safety and Maintenance: Scan here.**FR** Lire attentivement les notices de montage avant l'installation de l'appareil. Sécurité et Entretien: Sancez ici.**DE** Bitte lesen die mitgelieferte Montageanleitung vor de Montage des Geräts. Sicherheit und Wartung: Hier scannen.**PT** Leia atentamente as instruções de montagem fornecidas antes de instalar o aparelho. Segurança e Manutenção: Scan aqui.**ES** Lea atentamente las instrucciones de montaje proporcionadas antes de instalar el aparato. Seguridad y Mantenimiento: Escanea aqui.

ELI 50 /W
ELI 50 /W D/I
ELI 50 Sq /W
ELI 50 Sq /W D/I



ELI 50 /W	ø50x200
ELI 50 /W D/I	ø50x260
ELI 50 Sq /W	50x50x200
ELI 50 Sq /W D/I	50x50x260

TOOLS | OUTILS | WERKZEUG | FERRAMENTAS | HERRAMIENTAS

Umbrako 2mm
Phillips screwdriver

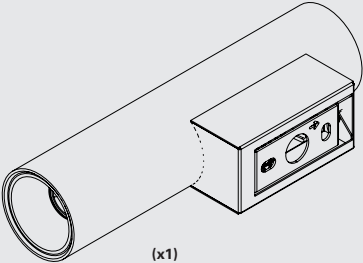
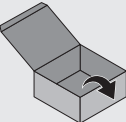



EN USE GLOVES.
FR UTILISEZ DES GANTS.
DE HANDSCHUHE BENUTZEN.
PT UTILIZE LUVAS.
ES USE GUANTES.

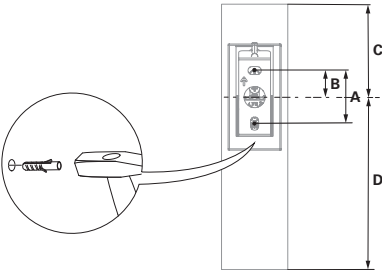


ELI /W | ELI /W D/I | ELI Sq /W | ELI Sq /W D/I

90682L... | 90683L... | 90684L... | 90690L... | 90691L...
| 90692L...

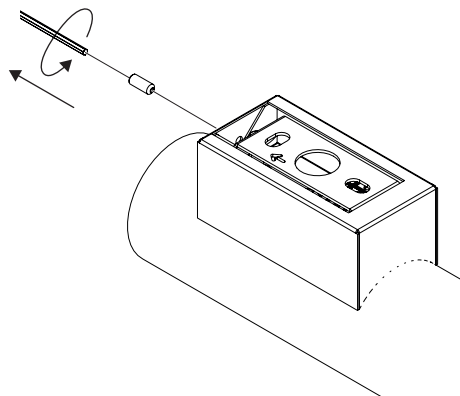


	 (mm)	A (mm)	B (mm)	C (mm)	D (mm)
ELI 50 /W	ø50x200	40	20	70	130
ELI 50 /W D/I	ø50x260			130	
ELI 50 Sq /W	50x50x200			70	
ELI 50 Sq /W D/I	50x50x260			130	

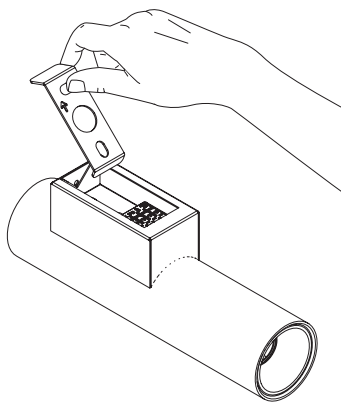


1

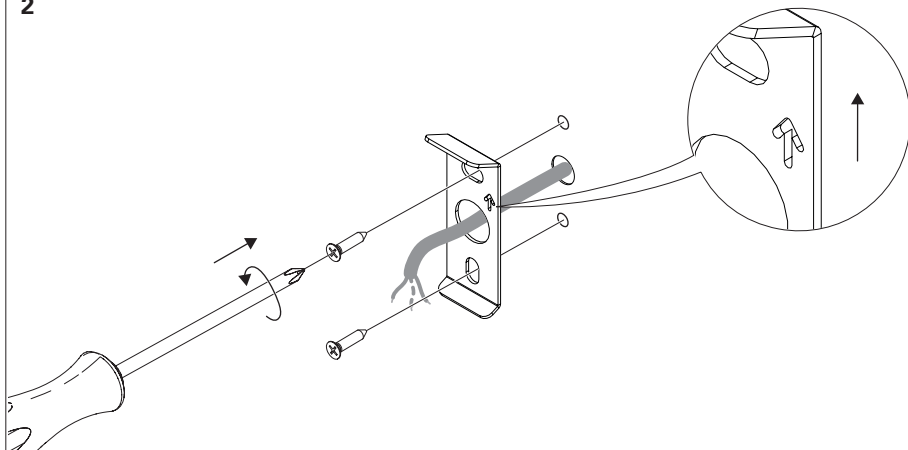
1.



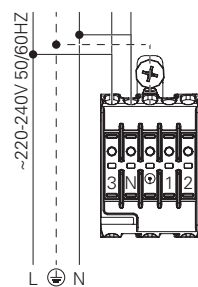
2.



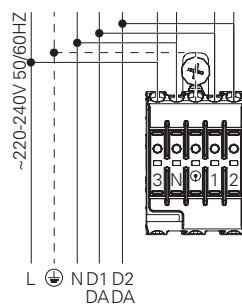
2



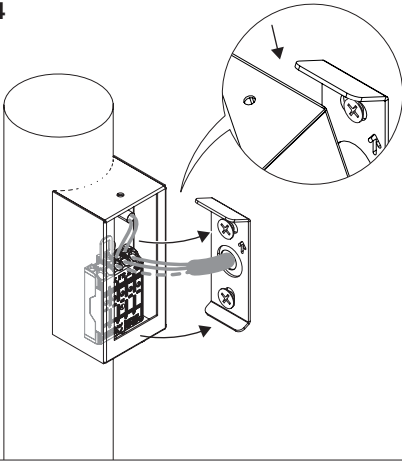
3 - HF



DALI



4



5

