

Luminaire

Code 90700L100

Name ELI 50 SPOT /C L100 PB 940 20° HO

Measurem.

Code 1/6/2022

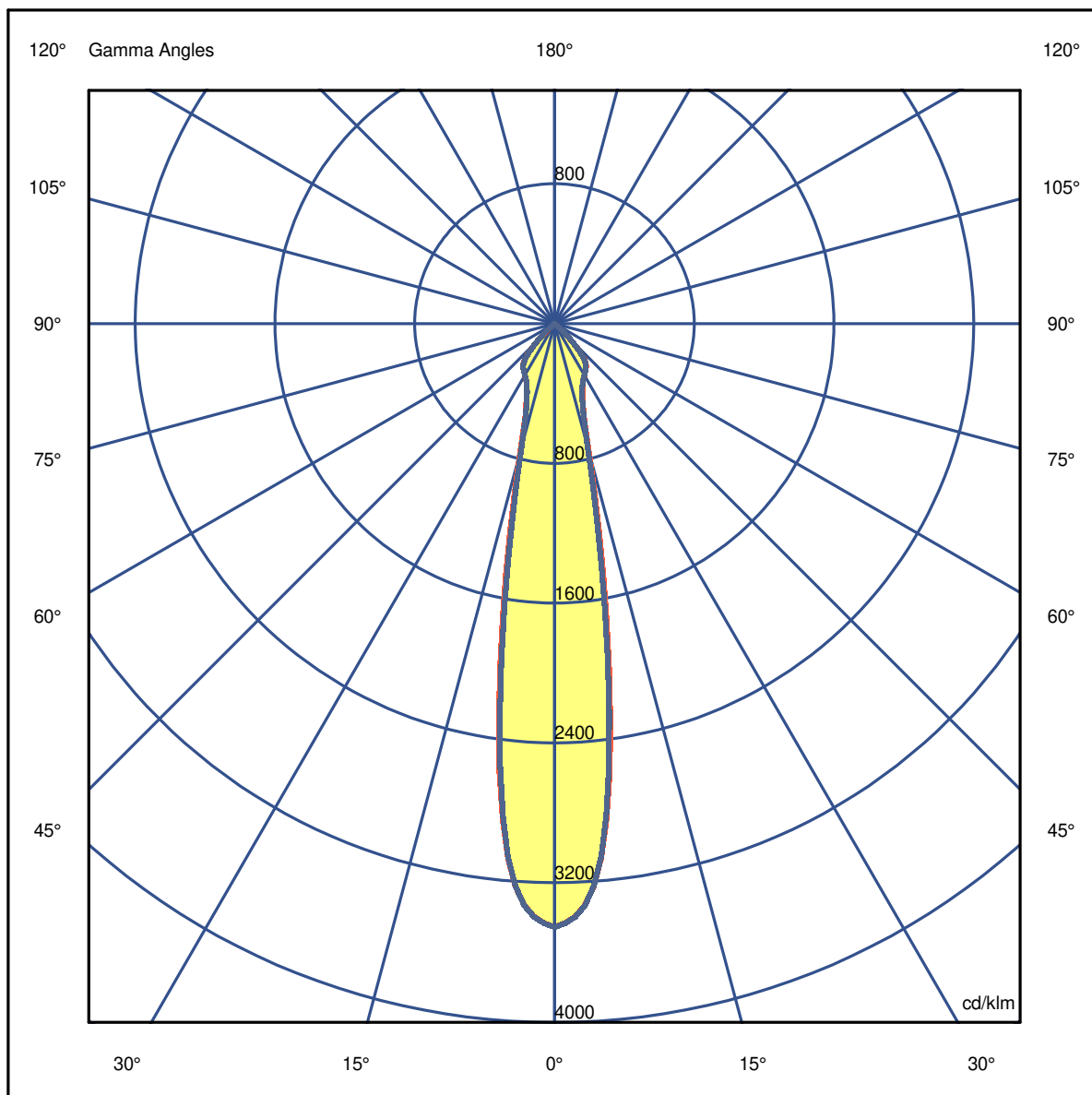
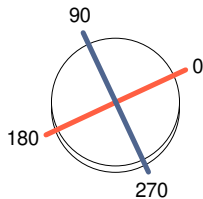
Name ELI 50 SPOT /C L100 PB 940 20° HO

Luminaire Flux	1172 lm	Luminaire Power	10.8 W	Efficacy	108.585 lm/W	Efficiency	97.31%
Source Flux	1204 lm	Maximum value	3455.10 cd/klm	Position	C=0.00 G=0.00	CG	Double Symmetrical

Diam=95mm

C Halfplanes

180.0 ——— 0.0
270.0 ——— 90.0



Luminaire

Code 90700L100
Name ELI 50 SPOT /C L100 PB 940 20° HO

Measurem.

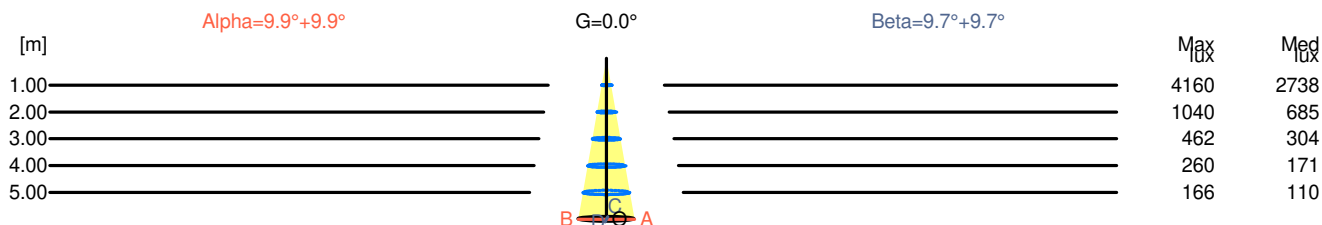
Code 1/6/2022
Name ELI 50 SPOT /C L100 PB 940 20° HO

Luminaire Flux	1172 lm	Luminaire Power	10.8 W	Efficacy	108.585 lm/W	Efficiency	97.31%
Source Flux	1204 lm	Maximum value	3455.10 cd/klm	Position	C=0.00 G=0.00	CG	Double Symmetrical

Width at 50.00 % of Max Intensity

H[m]	1.00	2.00	3.00	4.00	5.00	H[m]	1.00	2.00	3.00	4.00	5.00
OA	0.18	0.35	0.53	0.70	0.88	OC	0.17	0.34	0.51	0.69	0.86
OB	0.18	0.35	0.53	0.70	0.88	OD	0.17	0.34	0.51	0.69	0.86

	0	5	15	25	35	45	55	65	75	85
OA	4159.94	3697.97	912.63	458.60	376.37	150.98	4.82	2.05	1.32	0.72
OB	4159.94	3697.97	912.63	458.60	376.37	150.98	4.82	2.05	1.32	0.72
OC	4159.94	3686.65	883.98	454.99	375.29	156.16	4.82	2.05	0.72	0.72
OD	4159.94	3686.65	883.98	454.99	375.29	156.16	4.82	2.05	0.72	0.72



H[m]	D[m]	Max lux	Med lux	Alpha=9.9°+9.9°	G=0.0
1.00	0.35	4160	2738		
2.00	0.70	1040	685		
3.00	1.05	462	304		
4.00	1.40	260	171		
5.00	1.75	166	110		

H[m]	D[m]	Max lux	Med lux	Beta=9.7°+9.7°	G=0.0
1.00	0.34	4160	2738		
2.00	0.69	1040	685		
3.00	1.03	462	304		
4.00	1.37	260	171		
5.00	1.72	166	110		

Luminaire

Code 90700L100
Name ELI 50 SPOT /C L100 PB 940 20° HO

Measurement

Code 1/6/2022
Name ELI 50 SPOT /C L100 PB 940 20° HO

Luminaire Flux	1172 lm	Luminaire Power	10.8 W	Efficacy	108.585 lm/W	Efficiency	97.31%
Source Flux	1204 lm	Maximum value	3455.10 cd/klm	Position	C=0.00 G=0.00	CG	Double Symmetrical

UGR
S = 0.250

Reflectancies										
Ceiling/Cavity	0.7	0.7	0.5	0.5	0.3	0.7	0.7	0.5	0.5	0.3
Walls	0.5	0.3	0.5	0.3	0.3	0.5	0.3	0.5	0.3	0.3
Working Plane	0.2	0.2	0.2	0.2	0.2	0.2	0.2	0.2	0.2	0.2
Room Dimensions	Lateral View					Viewed Endwise				
x=2H y=2H	20.9	21.6	21.2	21.8	22.0	20.9	21.6	21.2	21.8	22.0
x=2H y=3H	20.8	21.4	21.0	21.6	21.9	20.8	21.4	21.1	21.7	21.9
x=2H y=4H	20.7	21.3	21.0	21.6	21.8	20.7	21.3	21.0	21.6	21.8
x=2H y=6H	20.6	21.2	20.9	21.5	21.8	20.6	21.2	20.9	21.5	21.8
x=2H y=8H	20.6	21.1	20.9	21.4	21.7	20.6	21.1	20.9	21.4	21.7
x=2H y=12H	20.5	21.1	20.9	21.4	21.7	20.5	21.1	20.9	21.4	21.7
x=4H y=2H	20.7	21.3	21.0	21.6	21.8	20.7	21.3	21.0	21.6	21.8
x=4H y=3H	20.5	21.1	20.9	21.4	21.7	20.5	21.1	20.9	21.4	21.7
x=4H y=4H	20.5	20.9	20.8	21.3	21.6	20.5	20.9	20.9	21.3	21.6
x=4H y=6H	20.4	20.8	20.8	21.1	21.5	20.4	20.8	20.8	21.1	21.5
x=4H y=8H	20.4	20.7	20.8	21.1	21.5	20.4	20.7	20.8	21.1	21.5
x=4H y=12H	20.3	20.6	20.8	21.0	21.4	20.3	20.6	20.8	21.0	21.4
x=8H y=4H	20.4	20.7	20.8	21.1	21.5	20.4	20.7	20.8	21.1	21.5
x=8H y=6H	20.3	20.5	20.7	21.0	21.4	20.3	20.5	20.7	21.0	21.4
x=8H y=8H	20.2	20.4	20.7	20.9	21.4	20.2	20.5	20.7	20.9	21.4
x=8H y=12H	20.2	20.4	20.7	20.8	21.3	20.2	20.4	20.7	20.8	21.3
x=12H y=4H	20.3	20.6	20.8	21.0	21.4	20.3	20.6	20.8	21.0	21.4
x=12H y=6H	20.2	20.4	20.7	20.9	21.3	20.2	20.4	20.7	20.9	21.4
x=12H y=8H	20.2	20.4	20.7	20.8	21.3	20.2	20.4	20.7	20.8	21.3

Luminaire

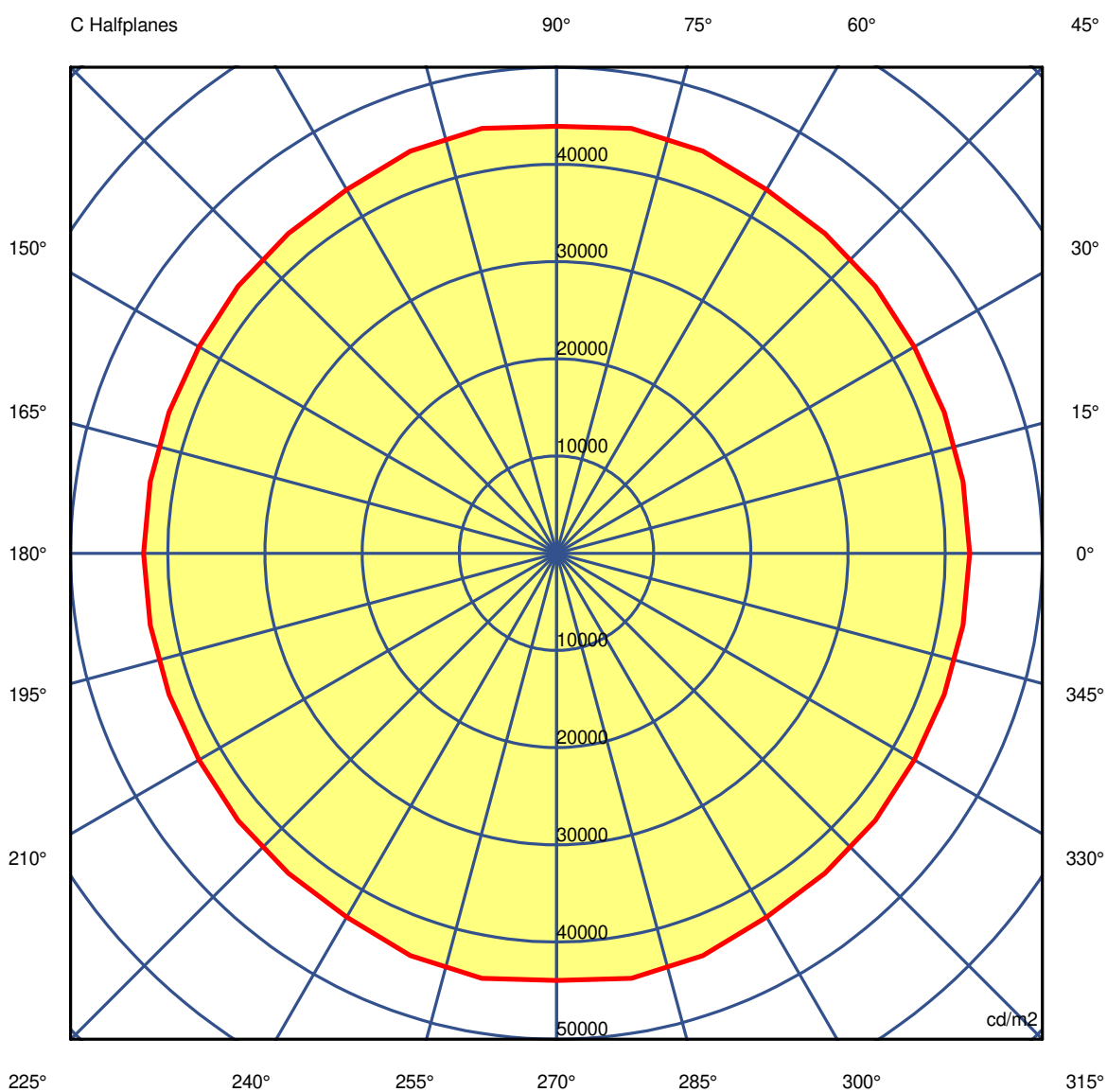
Code 90700L100
Name ELI 50 SPOT /C L100 PB 940 20° HO

Measurem.

Code 1/6/2022
Name ELI 50 SPOT /C L100 PB 940 20° HO

Luminaire Flux	1172 lm	Luminaire Power	10.8 W	Efficacy	108.585 lm/W	Efficiency	97.31%
Source Flux	1204 lm	Maximum value	3455.10 cd/klm	Position	C=0.00 G=0.00	CG Double Symmetrical	

Luminance



45.0°

Luminaire

Code 90700L100

Name ELI 50 SPOT /C L100 PB 940 20° HO

Measurement

Code 1/6/2022

Name ELI 50 SPOT /C L100 PB 940 20° HO

Luminaire Flux		1172 lm		Luminaire Power		10.8 W		Efficacy		108.585 lm/W		Efficiency		97.31%	
Source Flux		1204 lm		Maximum value		3455.10 cd/klm		Position		C=0.00 G=0.00		CG		Double Symmetrical	
Luminance cd/m2														Table 1/3	
		C 0.00	C 10.00	C 20.00	C 30.00	C 40.00	C 50.00	C 60.00	C 70.00	C 80.00	C 90.00	C 100.00	C 110.00	C 120.00	
G 0.0	2397737	2397737	2397737	2397737	2397737	2397737	2397737	2397737	2397737	2397737	2397737	2397737	2397737	2397737	2397737
G 5.0	1835141	1831528	1834210	1841654	1846379	1848163	1850557	1855146	1848808	1829525	1848808	1855146	1850557	1848808	1835141
G 10.0	904734	900454	896640	894541	893802	890764	886462	889668	886307	871939	886307	889668	886462	893802	904734
G 15.0	361103	362039	361325	359579	358691	356782	353719	351580	350424	349765	350424	351580	353719	356782	361103
G 20.0	206670	206299	205125	204048	204558	203937	202432	203031	203661	203175	203661	203031	202432	203937	206670
G 25.0	154787	154626	154337	154055	153981	153573	153039	153188	153479	153568	153479	153188	153039	153981	154787
G 30.0	130671	130569	130354	130173	130244	130044	129714	129935	130110	130135	130110	129935	129714	130044	130671
G 35.0	113767	113743	113606	113403	113517	113363	113039	113247	113415	113440	113415	113247	113039	113363	113767
G 40.0	91808	91656	91354	91109	91207	90877	90340	90582	90678	90200	90678	90582	90340	90877	91808
G 45.0	42492	42476	42436	42492	42779	42947	43204	44041	44399	43949	44399	44041	43204	42947	42492
G 50.0	4272	4340	4300	4173	4078	4003	3974	4054	4148	4206	4148	4054	3974	4078	4272
G 55.0	1305	1305	1305	1305	1305	1317	1338	1318	1305	1305	1305	1318	1338	1317	1305
G 60.0	842	842	842	842	842	842	842	842	842	842	842	842	842	842	842
G 65.0	551	551	551	551	551	551	551	551	551	551	551	551	551	551	551
G 70.0	359	359	359	359	359	359	359	359	367	392	367	359	359	359	359
G 75.0	365	365	343	299	299	280	232	232	227	199	227	232	232	280	365
G 80.0	204	204	204	204	204	204	204	204	204	204	204	204	204	204	204
G 85.0	211	211	211	211	211	211	211	211	211	211	211	211	211	211	211
G 90.0	0	0	0	0	0	0	0	0	0	0	0	0	0	0	0

Luminaire

Code 90700L100

Name ELI 50 SPOT /C L100 PB 940 20° HO

Measurement

Code 1/6/2022

Name ELI 50 SPOT /C L100 PB 940 20° HO

Luminaire Flux		1172 lm		Luminaire Power		10.8 W		Efficacy		108.585 lm/W		Efficiency		97.31%												
Source Flux		1204 lm		Maximum value		3455.10 cd/klm		Position		C=0.00 G=0.00		CG		Double Symmetrical												
Luminance cd/m2														Table 2/3												
C 130.00		C 140.00		C 150.00		C 160.00		C 170.00		C 180.00		C 190.00		C 200.00		C 210.00		C 220.00		C 230.00		C 240.00		C 250.00		
G 0.0	2397737	2397737	2397737	2397737	2397737	2397737	2397737	2397737	2397737	2397737	2397737	2397737	2397737	2397737	2397737	2397737	2397737	2397737	2397737	2397737	2397737	2397737	2397737	2397737	2397737	2397737
G 5.0	1848163	1846379	1841654	1834210	1831528	1835141	1831528	1834210	1841654	1846379	1848163	1850557	1855146													
G 10.0	890764	893802	894541	896640	900454	904734	900454	896640	894541	893802	890764	886462	889668													
G 15.0	356782	358691	359579	361325	362039	361103	362039	361325	359579	358691	356782	353719	351580													
G 20.0	203937	204558	204048	205125	206299	206670	206299	205125	204048	204558	203937	202432	203031													
G 25.0	153573	153981	154055	154337	154626	154787	154626	154337	154055	153981	153573	153039	153188													
G 30.0	130044	130244	130173	130354	130569	130671	130569	130354	130173	130244	130044	129714	129935													
G 35.0	113363	113517	113403	113606	113743	113767	113743	113606	113403	113517	113363	113039	113247													
G 40.0	90877	91207	91109	91354	91656	91808	91656	91354	91109	91207	90877	90340	90582													
G 45.0	42947	42779	42492	42436	42476	42492	42476	42436	42492	42779	42947	43204	44041													
G 50.0	4003	4078	4173	4300	4340	4272	4340	4300	4173	4078	4003	3974	4054													
G 55.0	1317	1305	1305	1305	1305	1305	1305	1305	1305	1305	1317	1338	1318													
G 60.0	842	842	842	842	842	842	842	842	842	842	842	842	842													
G 65.0	551	551	551	551	551	551	551	551	551	551	551	551	551													
G 70.0	359	359	359	359	359	359	359	359	359	359	359	359	359													
G 75.0	280	299	299	343	365	365	365	343	299	299	280	232	232													
G 80.0	204	204	204	204	204	204	204	204	204	204	204	204	204													
G 85.0	211	211	211	211	211	211	211	211	211	211	211	211	211													
G 90.0	0	0	0	0	0	0	0	0	0	0	0	0	0													

Luminaire

Code 90700L100

Name ELI 50 SPOT /C L100 PB 940 20° HO

Measurem.

Code 1/6/2022

Name ELI 50 SPOT /C L100 PB 940 20° HO

Luminaire Flux	1172 lm	Luminaire Power	10.8 W	Efficacy	108.585 lm/W	Efficiency	97.31%
----------------	---------	-----------------	--------	----------	--------------	------------	--------

Source Flux	1204 lm	Maximum value	3455.10 cd/klm	Position	C=0.00 G=0.00	CG	Double Symmetrical
-------------	---------	---------------	----------------	----------	---------------	----	--------------------

Luminance cd/m2 Table 3/3

	C 260.00	C 270.00	C 280.00	C 290.00	C 300.00	C 310.00	C 320.00	C 330.00	C 340.00	C 350.00
G 0.0	2397737	2397737	2397737	2397737	2397737	2397737	2397737	2397737	2397737	2397737
G 5.0	1848808	1829525	1848808	1855146	1850557	1848163	1846379	1841654	1834210	1831528
G 10.0	886307	871939	886307	889668	886462	890764	893802	894541	896640	900454
G 15.0	350424	349765	350424	351580	353719	356782	358691	359579	361325	362039
G 20.0	203661	203175	203661	203031	202432	203937	204558	204048	205125	206299
G 25.0	153479	153568	153479	153188	153039	153573	153981	154055	154337	154626
G 30.0	130110	130135	130110	129935	129714	130044	130244	130173	130354	130569
G 35.0	113415	113440	113415	113247	113039	113363	113517	113403	113606	113743
G 40.0	90678	90200	90678	90582	90340	90877	91207	91109	91354	91656
G 45.0	44399	43949	44399	44041	43204	42947	42779	42492	42436	42476
G 50.0	4148	4206	4148	4054	3974	4003	4078	4173	4300	4340
G 55.0	1305	1305	1305	1318	1338	1317	1305	1305	1305	1305
G 60.0	842	842	842	842	842	842	842	842	842	842
G 65.0	551	551	551	551	551	551	551	551	551	551
G 70.0	367	392	367	359	359	359	359	359	359	359
G 75.0	227	199	227	232	232	280	299	299	343	365
G 80.0	204	204	204	204	204	204	204	204	204	204
G 85.0	211	211	211	211	211	211	211	211	211	211
G 90.0	0	0	0	0	0	0	0	0	0	0