

Luminaire

Code 90709L006-49

Name CONCEPT LINEA 35 /E L0843 BFLEX 840 SRT

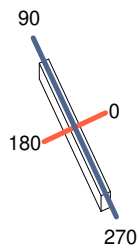
Measurem.

Code 31/7/2023

Name CONCEPT LINEA 35 /E L0843 BFLEX 840 SRT

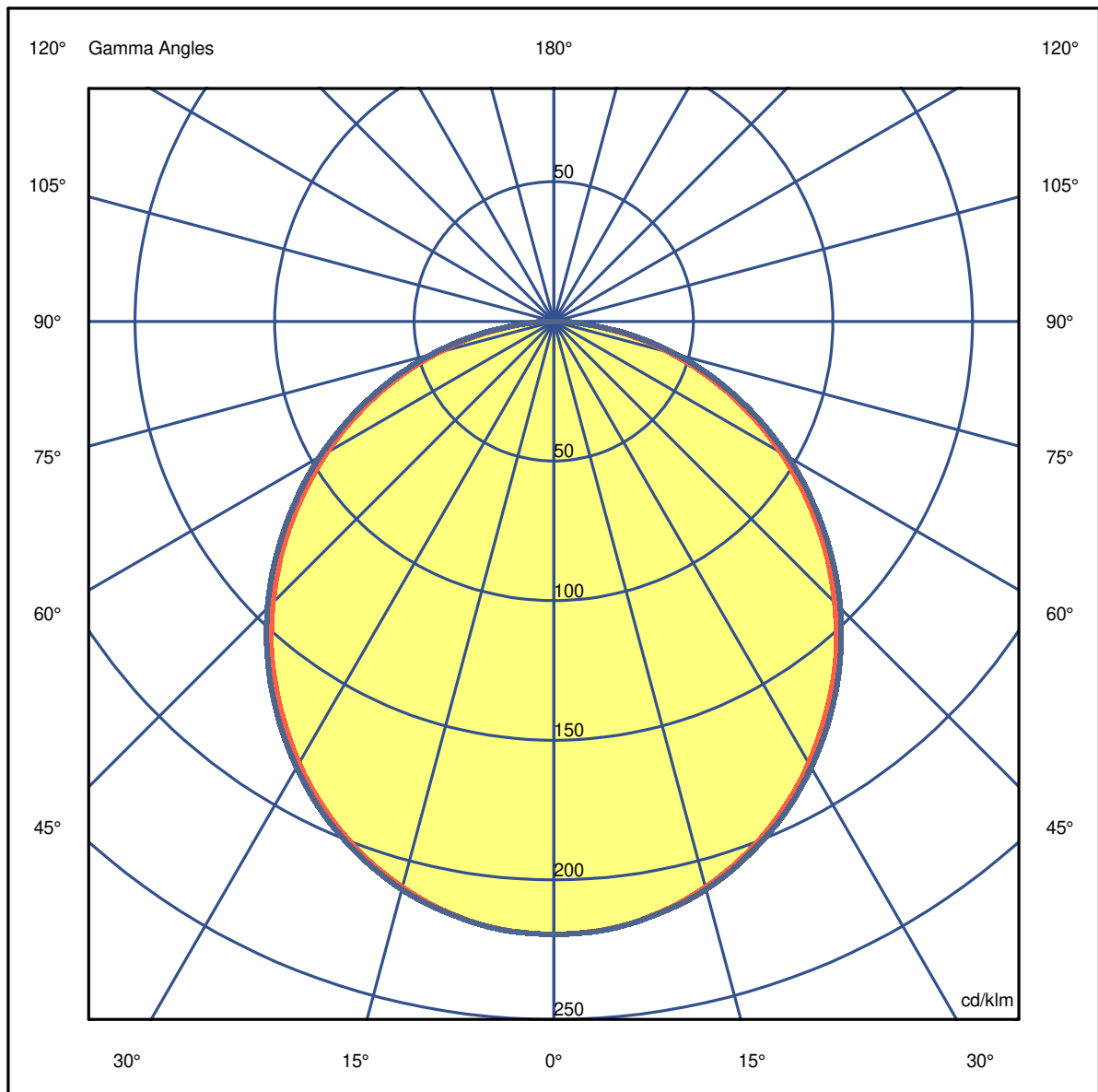
Luminaire Flux	2460 lm	Luminaire Power	27.7 W	Efficacy	88.893 lm/W	Efficiency	62.59%
Source Flux	3930 lm	Maximum value	219.50 cd/klm	Position	C=0.00 G=0.00	CG	Double Symmetrical

843mm x 58mm



C Halfplanes

180.0 — 0.0
270.0 — 90.0



Luminaire

Code 90709L006-49

Name CONCEPT LINEA 35 / E L0843 BFLEX 840 SRT

Measurem.

Code 31/7/2023

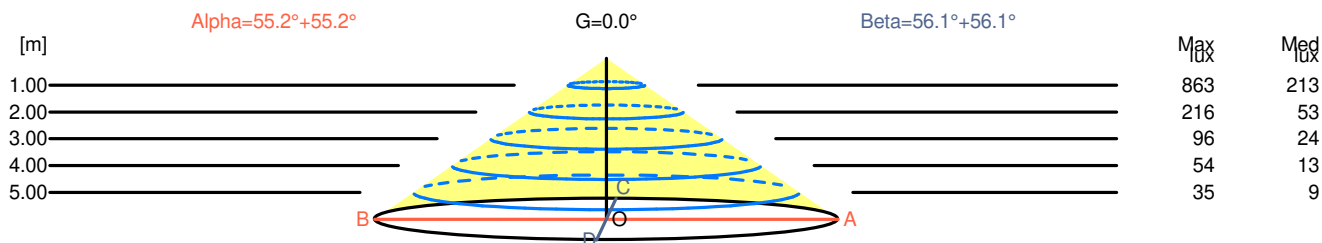
Name CONCEPT LINEA 35 / E L0843 BFLEX 840 SRT

Luminaire Flux	2460 lm	Luminaire Power	27.7 W	Efficacy	88.893 lm/W	Efficiency	62.59%
Source Flux	3930 lm	Maximum value	219.50 cd/klm	Position	C=0.00 G=0.00	CG	Double Symmetrical

Width at 50.00 % of Max Intensity

H[m]	1.00	2.00	3.00	4.00	5.00	H[m]	1.00	2.00	3.00	4.00	5.00
OA	1.44	2.88	4.32	5.76	7.20	OC	1.49	2.98	4.47	5.96	7.45
OB	1.44	2.88	4.32	5.76	7.20	OD	1.49	2.98	4.47	5.96	7.45

	0	5	15	25	35	45	55	65	75	85
OA	862.63	858.71	824.12	760.06	669.28	559.24	434.27	302.22	168.60	45.98
OB	862.63	858.71	824.12	760.06	669.28	559.24	434.27	302.22	168.60	45.98
OC	862.63	859.10	827.66	765.96	678.32	570.64	445.66	312.83	178.03	46.77
OD	862.63	859.10	827.66	765.96	678.32	570.64	445.66	312.83	178.03	46.77



H[m]	D[m]	Max lux	Med lux	Alpha=55.2°+55.2°	G=0.0	
1.00	2.88	863	213			
2.00	5.76	216	53			
3.00	8.64	96	24			
4.00	11.52	54	13			
5.00	14.40	35	9			

H[m]	D[m]	Max lux	Med lux	Beta=56.1°+56.1°	G=0.0	
1.00	2.98	863	213			
2.00	5.96	216	53			
3.00	8.94	96	24			
4.00	11.91	54	13			
5.00	14.89	35	9			

Luminaire

Code 90709L006-49
Name CONCEPT LINEA 35 /E L0843 BFLEX 840 SRT

Measurem.

Code 31/7/2023
Name CONCEPT LINEA 35 /E L0843 BFLEX 840 SRT

Luminaire Flux	2460 lm	Luminaire Power	27.7 W	Efficacy	88.893 lm/W	Efficiency	62.59%
Source Flux	3930 lm	Maximum value	219.50 cd/klm	Position	C=0.00 G=0.00	CG	Double Symmetrical

UGR
S = 0.250

Reflectancies										
Ceiling/Cavity	0.7	0.7	0.5	0.5	0.3	0.7	0.7	0.5	0.5	0.3
Walls	0.5	0.3	0.5	0.3	0.3	0.5	0.3	0.5	0.3	0.3
Working Plane	0.2	0.2	0.2	0.2	0.2	0.2	0.2	0.2	0.2	0.2
Room Dimensions	Lateral View					Viewed Endwise				
x=2H y=2H	20.1	21.5	20.4	21.7	22.0	22.5	23.9	22.8	24.1	24.4
x=2H y=3H	21.2	22.4	21.5	22.6	22.9	24.1	25.4	24.5	25.6	25.9
x=2H y=4H	21.5	22.7	21.9	22.9	23.2	24.7	25.9	25.1	26.2	26.5
x=2H y=6H	21.7	22.8	22.1	23.1	23.4	25.2	26.3	25.6	26.6	26.9
x=2H y=8H	21.7	22.7	22.1	23.1	23.4	25.4	26.4	25.8	26.7	27.0
x=2H y=12H	21.7	22.7	22.1	23.1	23.4	25.5	26.4	25.8	26.8	27.1
x=4H y=2H	20.8	21.9	21.1	22.2	22.5	22.8	23.9	23.1	24.2	24.5
x=4H y=3H	22.0	23.0	22.4	23.3	23.7	24.5	25.5	24.9	25.8	26.1
x=4H y=4H	22.4	23.3	22.8	23.6	24.0	25.2	26.1	25.6	26.4	26.8
x=4H y=6H	22.7	23.5	23.1	23.9	24.2	25.8	26.5	26.2	26.9	27.3
x=4H y=8H	22.8	23.5	23.2	23.9	24.3	26.0	26.7	26.4	27.1	27.5
x=4H y=12H	22.8	23.4	23.3	23.9	24.3	26.1	26.7	26.5	27.1	27.5
x=8H y=4H	22.7	23.4	23.1	23.8	24.2	25.3	26.0	25.7	26.4	26.8
x=8H y=6H	23.0	23.6	23.5	24.1	24.5	25.9	26.5	26.3	26.9	27.4
x=8H y=8H	23.2	23.7	23.6	24.1	24.6	26.1	26.6	26.6	27.1	27.5
x=8H y=12H	23.2	23.6	23.7	24.1	24.6	26.3	26.7	26.8	27.2	27.7
x=12H y=4H	22.7	23.4	23.2	23.8	24.2	25.3	25.9	25.7	26.3	26.7
x=12H y=6H	23.1	23.6	23.6	24.1	24.5	25.9	26.4	26.4	26.8	27.3
x=12H y=8H	23.2	23.7	23.7	24.1	24.6	26.1	26.6	26.6	27.0	27.5

Luminaire

Code 90709L006-49

Name CONCEPT LINEA 35 /E L0843 BFLEX 840 SRT

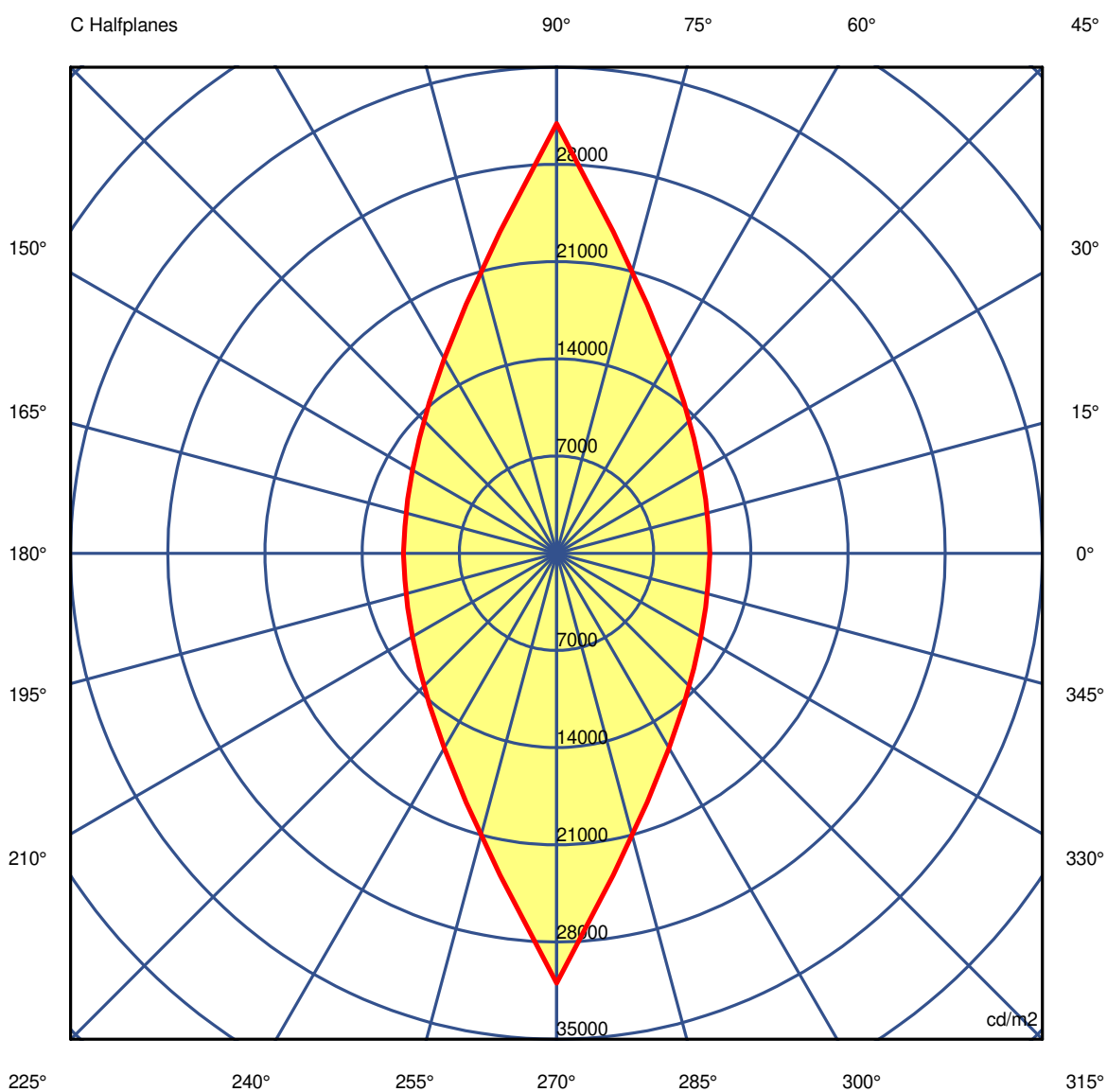
Measurement

Code 31/7/2023

Name CONCEPT LINEA 35 /E L0843 BFLEX 840 SRT

Luminaire Flux	2460 lm	Luminaire Power	27.7 W	Efficacy	88.893 lm/W	Efficiency	62.59%
Source Flux	3930 lm	Maximum value	219.50 cd/klm	Position	C=0.00 G=0.00	CG	Double Symmetrical

Luminance



Luminaire

Code 90709L006-49

Name CONCEPT LINEA 35 /E L0843 BFLEX 840 SRT

Measurem.

Code 31/7/2023

Name CONCEPT LINEA 35 /E L0843 BFLEX 840 SRT

Luminaire Flux	2460 lm		Luminaire Power		27.7 W		Efficacy		88.893 lm/W		Efficiency		62.59%	
Source Flux	3930 lm		Maximum value		219.50 cd/klm		Position		C=0.00 G=0.00		CG		Double Symmetrical	
Luminance cd/m2														
Table 1/3														
	C 0.00	C 10.00	C 20.00	C 30.00	C 40.00	C 50.00	C 60.00	C 70.00	C 80.00	C 90.00	C 100.00	C 110.00	C 120.00	
G 0.0	35286	35286	35286	35286	35286	35286	35286	35286	35286	35286	35286	35286	35286	
G 5.0	30163	30192	30363	30667	31078	31644	32363	33176	34081	35072	34081	33176	32363	
G 10.0	26206	26246	26511	26994	27672	28592	29774	31196	32854	34754	32854	31196	29774	
G 15.0	22999	23058	23387	23976	24802	25952	27469	29333	31627	34437	31627	29333	27469	
G 20.0	20344	20422	20760	21374	22303	23603	25330	27543	30372	33991	30372	27543	25330	
G 25.0	18051	18130	18482	19127	20088	21458	23333	25805	29096	33532	29096	25805	23333	
G 30.0	16027	16094	16449	17106	18083	19483	21437	24107	27781	32965	27781	24107	21437	
G 35.0	14209	14295	14642	15276	16248	17662	19655	22436	26420	32367	26420	22436	19655	
G 40.0	12590	12633	12955	13578	14520	15899	17886	20736	24979	31684	24979	20736	17886	
G 45.0	11037	11105	11410	11991	12898	14238	16193	19081	23527	30954	23527	19081	16193	
G 50.0	9606	9657	9947	10498	11335	12603	14504	17352	21904	30034	21904	17352	14504	
G 55.0	8241	8301	8562	9055	9835	11020	12812	15586	20198	29029	20198	15586	12812	
G 60.0	6956	7006	7237	7684	8382	9461	11123	13743	18324	27940	18324	13743	11123	
G 65.0	5690	5737	5934	6313	6936	7892	9373	11814	16267	26503	16267	11814	9373	
G 70.0	4465	4500	4666	4993	5506	6321	7622	9775	13941	24882	13941	9775	7622	
G 75.0	3247	3278	3417	3685	4073	4709	5762	7536	11198	22547	11198	7536	5762	
G 80.0	2068	2067	2164	2359	2628	3061	3797	5095	7958	18962	7958	5095	3797	
G 85.0	935	933	982	1080	1210	1427	1802	2451	3997	12476	3997	2451	1802	
G 90.0	275	199	205	264	265	315	456	566	909	5324	909	566	456	

Luminaire

Code 90709L006-49

Name CONCEPT LINEA 35 /E L0843 BFLEX 840 SRT

Measurem.

Code 31/7/2023

Name CONCEPT LINEA 35 /E L0843 BFLEX 840 SRT

Luminaire Flux	2460 lm		Luminaire Power		27.7 W		Efficacy		88.893 lm/W		Efficiency		62.59%	
Source Flux	3930 lm		Maximum value		219.50 cd/klm		Position		C=0.00 G=0.00		CG		Double Symmetrical	
Luminance cd/m2														
Table 2/3														
	C 130.00	C 140.00	C 150.00	C 160.00	C 170.00	C 180.00	C 190.00	C 200.00	C 210.00	C 220.00	C 230.00	C 240.00	C 250.00	
G 0.0	35286	35286	35286	35286	35286	35286	35286	35286	35286	35286	35286	35286	35286	
G 5.0	31644	31078	30667	30363	30192	30163	30192	30363	30667	31078	31644	32363	33176	
G 10.0	28592	27672	26994	26511	26246	26206	26246	26511	26994	27672	28592	29774	31196	
G 15.0	25952	24802	23976	23387	23058	22999	23058	23387	23976	24802	25952	27469	29333	
G 20.0	23603	22303	21374	20760	20422	20344	20422	20760	21374	22303	23603	25330	27543	
G 25.0	21458	20088	19127	18482	18130	18051	18130	18482	19127	20088	21458	23333	25805	
G 30.0	19483	18083	17106	16449	16094	16027	16094	16449	17106	18083	19483	21437	24107	
G 35.0	17662	16248	15276	14642	14295	14209	14295	14642	15276	16248	17662	19655	22436	
G 40.0	15899	14520	13578	12955	12633	12590	12633	12955	13578	14520	15899	17886	20736	
G 45.0	14238	12898	11991	11410	11105	11037	11105	11410	11991	12898	14238	16193	19081	
G 50.0	12603	11335	10498	9947	9657	9606	9657	9947	10498	11335	12603	14504	17352	
G 55.0	11020	9835	9055	8562	8301	8241	8301	8562	9055	9835	11020	12812	15586	
G 60.0	9461	8382	7684	7237	7006	6956	7006	7237	7684	8382	9461	11123	13743	
G 65.0	7892	6936	6313	5934	5737	5690	5737	5934	6313	6936	7892	9373	11814	
G 70.0	6321	5506	4993	4666	4500	4465	4500	4666	4993	5506	6321	7622	9775	
G 75.0	4709	4073	3685	3417	3278	3247	3278	3417	3685	4073	4709	5762	7536	
G 80.0	3061	2628	2359	2164	2067	2068	2067	2164	2359	2628	3061	3797	5095	
G 85.0	1427	1210	1080	982	933	935	933	982	1080	1210	1427	1802	2451	
G 90.0	315	265	264	205	199	275	199	205	264	265	315	456	566	

Luminaire

Code 90709L006-49

Name CONCEPT LINEA 35 /E L0843 BFLEX 840 SRT

Measurem.

Code 31/7/2023

Name CONCEPT LINEA 35 /E L0843 BFLEX 840 SRT

Luminaire Flux	2460 lm	Luminaire Power	27.7 W	Efficacy	88.893 lm/W	Efficiency	62.59%
Source Flux	3930 lm	Maximum value	219.50 cd/klm	Position	C=0.00 G=0.00	CG	Double Symmetrical

Luminance cd/m2 Table 3/3

	C 260.00	C 270.00	C 280.00	C 290.00	C 300.00	C 310.00	C 320.00	C 330.00	C 340.00	C 350.00
G 0.0	35286	35286	35286	35286	35286	35286	35286	35286	35286	35286
G 5.0	34081	35072	34081	33176	32363	31644	31078	30667	30363	30192
G 10.0	32854	34754	32854	31196	29774	28592	27672	26994	26511	26246
G 15.0	31627	34437	31627	29333	27469	25952	24802	23976	23387	23058
G 20.0	30372	33991	30372	27543	25330	23603	22303	21374	20760	20422
G 25.0	29096	33532	29096	25805	23333	21458	20088	19127	18482	18130
G 30.0	27781	32965	27781	24107	21437	19483	18083	17106	16449	16094
G 35.0	26420	32367	26420	22436	19655	17662	16248	15276	14642	14295
G 40.0	24979	31684	24979	20736	17886	15899	14520	13578	12955	12633
G 45.0	23527	30954	23527	19081	16193	14238	12898	11991	11410	11105
G 50.0	21904	30034	21904	17352	14504	12603	11335	10498	9947	9657
G 55.0	20198	29029	20198	15586	12812	11020	9835	9055	8562	8301
G 60.0	18324	27940	18324	13743	11123	9461	8382	7684	7237	7006
G 65.0	16267	26503	16267	11814	9373	7892	6936	6313	5934	5737
G 70.0	13941	24882	13941	9775	7622	6321	5506	4993	4666	4500
G 75.0	11198	22547	11198	7536	5762	4709	4073	3685	3417	3278
G 80.0	7958	18962	7958	5095	3797	3061	2628	2359	2164	2067
G 85.0	3997	12476	3997	2451	1802	1427	1210	1080	982	933
G 90.0	909	5324	909	566	456	315	265	264	205	199