

Luminaire

Code 90709L006-49

Name CONCEPT LINEA 35 /E L0843 BFLEX 830 SRT

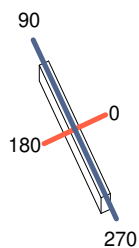
Measurem.

Code 31/7/2023

Name CONCEPT LINEA 35 /E L0843 BFLEX 830 SRT

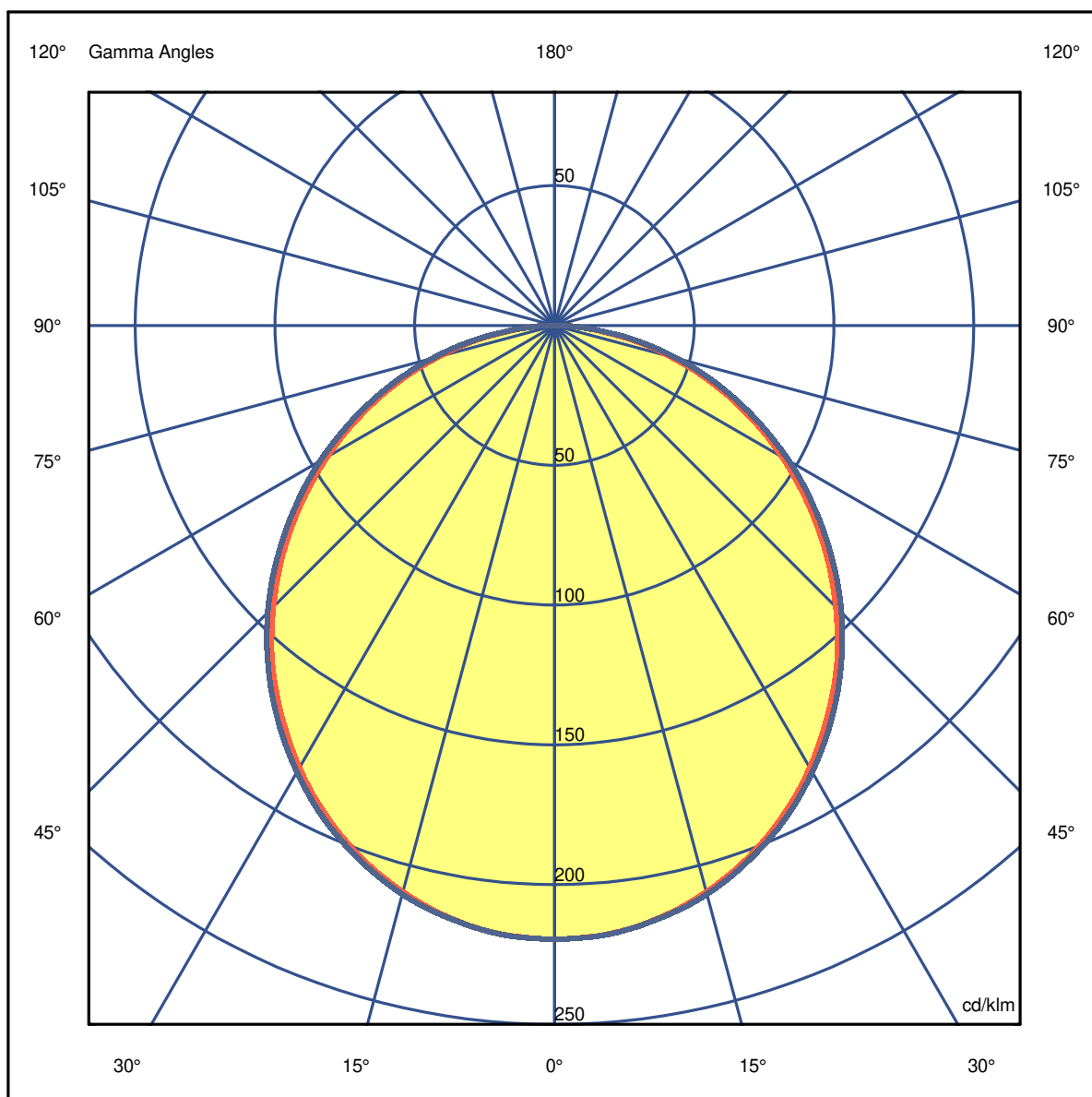
Luminaire Flux	2388 lm	Luminaire Power	27.7 W	Efficacy	86.314 lm/W	Efficiency	62.59%
Source Flux	3816 lm	Maximum value	219.50 cd/klm	Position	C=0.00 G=0.00	CG	Double Symmetrical

843mm x 58mm



C Halfplanes

180.0 ——— 0.0
270.0 ——— 90.0



Luminaire

Code 90709L006-49
Name CONCEPT LINEA 35 /E L0843 BFLEX 830 SRT

Measurem.

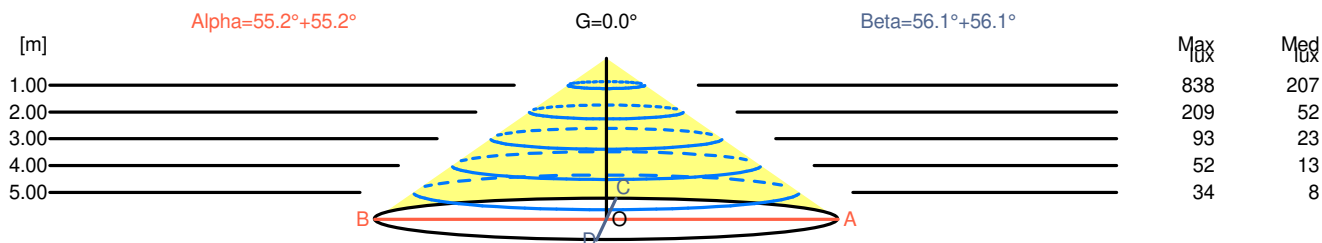
Code 31/7/2023
Name CONCEPT LINEA 35 /E L0843 BFLEX 830 SRT

Luminaire Flux	2388 lm	Luminaire Power	27.7 W	Efficacy	86.314 lm/W	Efficiency	62.59%
Source Flux	3816 lm	Maximum value	219.50 cd/klm	Position	C=0.00 G=0.00	CG	Double Symmetrical

Width at 50.00 % of Max Intensity

H[m]	1.00	2.00	3.00	4.00	5.00	H[m]	1.00	2.00	3.00	4.00	5.00
OA	1.44	2.88	4.32	5.76	7.20	OC	1.49	2.98	4.47	5.96	7.45
OB	1.44	2.88	4.32	5.76	7.20	OD	1.49	2.98	4.47	5.96	7.45

	0	5	15	25	35	45	55	65	75	85
OA	837.61	833.80	800.22	738.01	649.86	543.02	421.67	293.45	163.71	44.65
OB	837.61	833.80	800.22	738.01	649.86	543.02	421.67	293.45	163.71	44.65
OC	837.61	834.18	803.65	743.74	658.64	554.08	432.73	303.75	172.86	45.41
OD	837.61	834.18	803.65	743.74	658.64	554.08	432.73	303.75	172.86	45.41



H[m]	D[m]	Max lux	Med lux	Alpha=55.2°+55.2°	G=0.0
1.00	2.88	838	207		
2.00	5.76	209	52		
3.00	8.64	93	23		
4.00	11.52	52	13		
5.00	14.40	34	8		

H[m]	D[m]	Max lux	Med lux	Beta=56.1°+56.1°	G=0.0
1.00	2.98	838	207		
2.00	5.96	209	52		
3.00	8.94	93	23		
4.00	11.91	52	13		
5.00	14.89	34	8		

Luminaire

Code 90709L006-49
Name CONCEPT LINEA 35 /E L0843 BFLEX 830 SRT

Measurem.

Code 31/7/2023
Name CONCEPT LINEA 35 /E L0843 BFLEX 830 SRT

Luminaire Flux	2388 lm	Luminaire Power	27.7 W	Efficacy	86.314 lm/W	Efficiency	62.59%
Source Flux	3816 lm	Maximum value	219.50 cd/klm	Position	C=0.00 G=0.00	CG	Double Symmetrical

UGR
S = 0.250

Reflectancies										
Ceiling/Cavity	0.7	0.7	0.5	0.5	0.3	0.7	0.7	0.5	0.5	0.3
Walls	0.5	0.3	0.5	0.3	0.3	0.5	0.3	0.5	0.3	0.3
Working Plane	0.2	0.2	0.2	0.2	0.2	0.2	0.2	0.2	0.2	0.2
Room Dimensions										
Lateral View					Viewed Endwise					
x=2H y=2H	20.0	21.4	20.3	21.6	21.8	22.4	23.8	22.7	24.0	24.3
x=2H y=3H	21.1	22.3	21.4	22.5	22.8	24.0	25.3	24.4	25.5	25.8
x=2H y=4H	21.4	22.6	21.8	22.8	23.1	24.6	25.8	25.0	26.1	26.4
x=2H y=6H	21.6	22.7	22.0	22.9	23.3	25.1	26.2	25.5	26.5	26.8
x=2H y=8H	21.6	22.6	22.0	23.0	23.3	25.3	26.3	25.6	26.6	26.9
x=2H y=12H	21.6	22.6	22.0	23.0	23.3	25.4	26.3	25.7	26.7	27.0
x=4H y=2H	20.7	21.8	21.0	22.1	22.4	22.7	23.8	23.0	24.1	24.4
x=4H y=3H	21.9	22.9	22.3	23.2	23.5	24.4	25.4	24.8	25.7	26.0
x=4H y=4H	22.3	23.2	22.7	23.5	23.9	25.1	26.0	25.5	26.3	26.7
x=4H y=6H	22.6	23.4	23.0	23.8	24.1	25.7	26.4	26.1	26.8	27.2
x=4H y=8H	22.7	23.4	23.1	23.8	24.2	25.9	26.6	26.3	27.0	27.4
x=4H y=12H	22.7	23.3	23.1	23.8	24.2	26.0	26.6	26.4	27.0	27.4
x=8H y=4H	22.6	23.3	23.0	23.7	24.1	25.2	25.9	25.6	26.3	26.7
x=8H y=6H	22.9	23.5	23.4	24.0	24.4	25.8	26.4	26.2	26.8	27.3
x=8H y=8H	23.1	23.6	23.5	24.0	24.5	26.0	26.5	26.5	27.0	27.4
x=8H y=12H	23.1	23.5	23.6	24.0	24.5	26.2	26.6	26.7	27.1	27.6
x=12H y=4H	22.6	23.3	23.1	23.7	24.1	25.2	25.8	25.6	26.2	26.6
x=12H y=6H	23.0	23.5	23.5	23.9	24.4	25.8	26.3	26.3	26.7	27.2
x=12H y=8H	23.1	23.5	23.6	24.0	24.5	26.0	26.5	26.5	26.9	27.4

Luminaire

Code 90709L006-49

Name CONCEPT LINEA 35 /E L0843 BFLEX 830 SRT

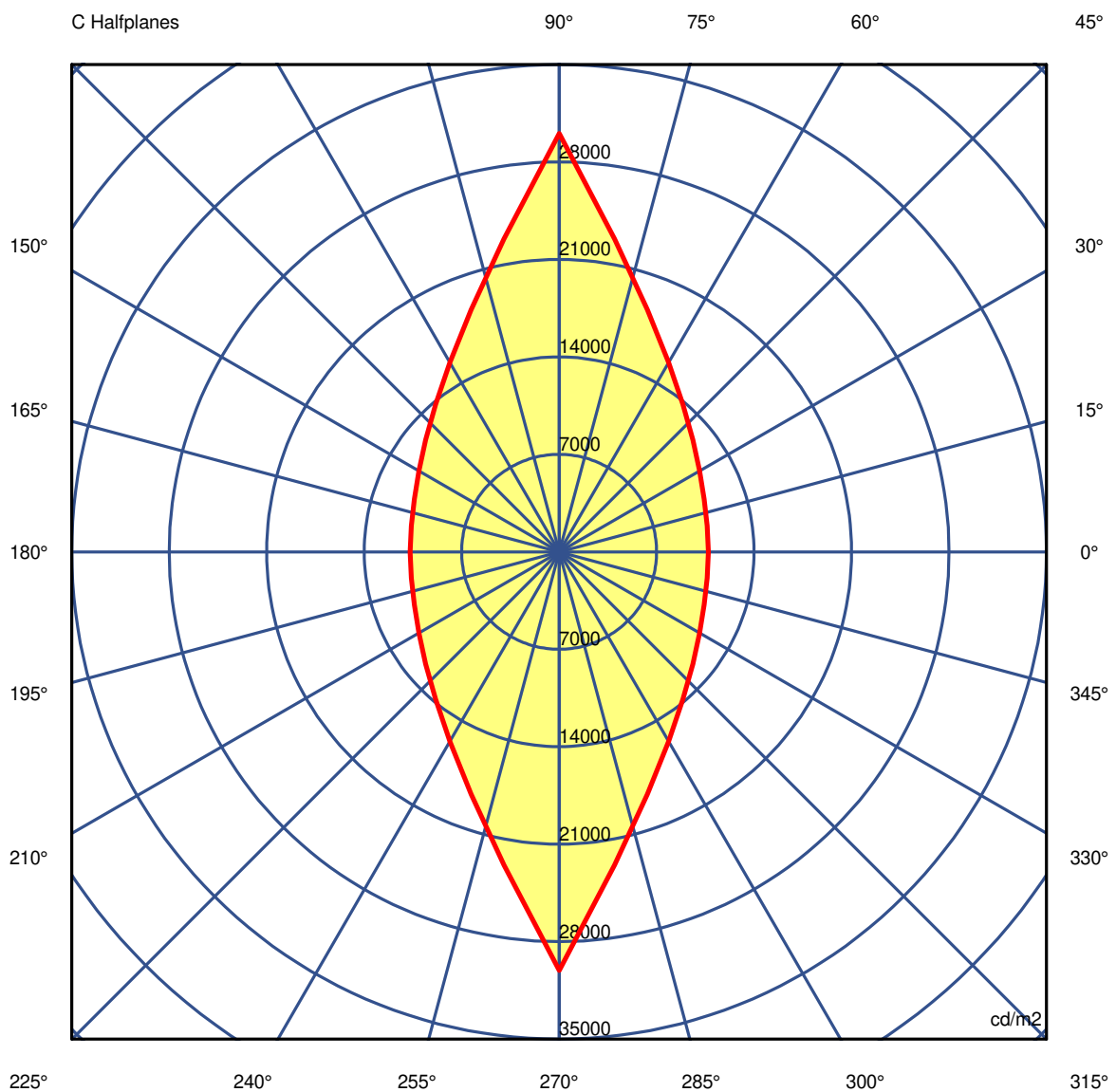
Measurem.

Code 31/7/2023

Name CONCEPT LINEA 35 /E L0843 BFLEX 830 SRT

Luminaire Flux	2388 lm	Luminaire Power	27.7 W	Efficacy	86.314 lm/W	Efficiency	62.59%
Source Flux	3816 lm	Maximum value	219.50 cd/klm	Position	C=0.00 G=0.00	CG	Double Symmetrical

Luminance



45.0°

Luminaire

Code 90709L006-49

Name CONCEPT LINEA 35 /E L0843 BFLEX 830 SRT

Measurment.

Code 31/7/2023

Name CONCEPT LINEA 35 /E L0843 BFLEX 830 SRT

Luminaire Flux	2388 lm		Luminaire Power		27.7 W		Efficacy		86.314 lm/W		Efficiency		62.59%	
Source Flux	3816 lm		Maximum value		219.50 cd/klm		Position		C=0.00 G=0.00		CG		Double Symmetrical	
Luminance cd/m2														
Table 1/3														
	C 0.00	C 10.00	C 20.00	C 30.00	C 40.00	C 50.00	C 60.00	C 70.00	C 80.00	C 90.00	C 100.00	C 110.00	C 120.00	
G 0.0	34262	34262	34262	34262	34262	34262	34262	34262	34262	34262	34262	34262	34262	
G 5.0	29288	29316	29482	29778	30177	30726	31424	32214	33092	34054	33092	32214	31424	
G 10.0	25445	25485	25742	26211	26869	27762	28910	30291	31901	33746	31901	30291	28910	
G 15.0	22332	22390	22708	23281	24083	25200	26673	28483	30710	33438	30710	28483	26673	
G 20.0	19754	19829	20158	20754	21656	22919	24595	26744	29491	33005	29491	26744	24595	
G 25.0	17527	17604	17946	18573	19505	20836	22656	25057	28252	32559	28252	25057	22656	
G 30.0	15562	15627	15972	16610	17558	18918	20815	23408	26975	32009	26975	23408	20815	
G 35.0	13797	13880	14217	14833	15777	17150	19085	21786	25653	31428	25653	21786	19085	
G 40.0	12224	12266	12579	13184	14099	15438	17367	20135	24255	30765	24255	20135	17367	
G 45.0	10717	10783	11079	11643	12524	13825	15724	18527	22845	30056	22845	18527	15724	
G 50.0	9327	9377	9659	10194	11006	12237	14083	16849	21269	29163	21269	16849	14083	
G 55.0	8002	8060	8313	8792	9550	10701	12440	15134	19612	28187	19612	15134	12440	
G 60.0	6754	6803	7027	7461	8139	9187	10800	13344	17793	27129	17793	13344	10800	
G 65.0	5525	5570	5761	6130	6735	7663	9101	11471	15795	25734	15795	11471	9101	
G 70.0	4336	4369	4530	4848	5346	6138	7401	9492	13536	24160	13536	9492	7401	
G 75.0	3153	3183	3318	3578	3955	4572	5595	7317	10873	21893	10873	7317	5595	
G 80.0	2008	2007	2102	2291	2552	2973	3687	4947	7727	18412	7727	4947	3687	
G 85.0	908	906	954	1049	1174	1386	1750	2380	3881	12114	3881	2380	1750	
G 90.0	267	193	199	256	258	305	442	550	883	5169	883	550	442	

Luminaire

Code 90709L006-49

Name CONCEPT LINEA 35 /E L0843 BFLEX 830 SRT

Measurem.

Code 31/7/2023

Name CONCEPT LINEA 35 /E L0843 BFLEX 830 SRT

Luminaire Flux	2388 lm		Luminaire Power		27.7 W		Efficacy		86.314 lm/W		Efficiency		62.59%	
Source Flux	3816 lm		Maximum value		219.50 cd/klm		Position		C=0.00 G=0.00		CG		Double Symmetrical	
Luminance cd/m2														
Table 2/3														
	C 130.00	C 140.00	C 150.00	C 160.00	C 170.00	C 180.00	C 190.00	C 200.00	C 210.00	C 220.00	C 230.00	C 240.00	C 250.00	
G 0.0	34262	34262	34262	34262	34262	34262	34262	34262	34262	34262	34262	34262	34262	34262
G 5.0	30726	30177	29778	29482	29316	29288	29316	29482	29778	30177	30726	31424	32214	32214
G 10.0	27762	26869	26211	25742	25485	25445	25485	25742	26211	26869	27762	28910	30291	30291
G 15.0	25200	24083	23281	22708	22390	22332	22390	22708	23281	24083	25200	26673	28483	28483
G 20.0	22919	21656	20754	20158	19829	19754	19829	20158	20754	21656	22919	24595	26744	26744
G 25.0	20836	19505	18573	17946	17604	17527	17604	17946	18573	19505	20836	22656	25057	25057
G 30.0	18918	17558	16610	15972	15627	15562	15627	15972	16610	17558	18918	20815	23408	23408
G 35.0	17150	15777	14833	14217	13880	13797	13880	14217	14833	15777	17150	19085	21786	21786
G 40.0	15438	14099	13184	12579	12266	12224	12266	12579	13184	14099	15438	17367	20135	20135
G 45.0	13825	12524	11643	11079	10783	10717	10783	11079	11643	12524	13825	15724	18527	18527
G 50.0	12237	11006	10194	9659	9377	9327	9377	9659	10194	11006	12237	14083	16849	16849
G 55.0	10701	9550	8792	8313	8060	8002	8060	8313	8792	9550	10701	12440	15134	15134
G 60.0	9187	8139	7461	7027	6803	6754	6803	7027	7461	8139	9187	10800	13344	13344
G 65.0	7663	6735	6130	5761	5570	5525	5570	5761	6130	6735	7663	9101	11471	11471
G 70.0	6138	5346	4848	4530	4369	4336	4369	4530	4848	5346	6138	7401	9492	9492
G 75.0	4572	3955	3578	3318	3183	3153	3183	3318	3578	3955	4572	5595	7317	7317
G 80.0	2973	2552	2291	2102	2007	2008	2007	2102	2291	2552	2973	3687	4947	4947
G 85.0	1386	1174	1049	954	906	908	906	954	1049	1174	1386	1750	2380	2380
G 90.0	305	258	256	199	193	267	193	199	256	258	305	442	550	550

Luminaire

Code 90709L006-49

Name CONCEPT LINEA 35 /E L0843 BFLEX 830 SRT

Measurem.

Code 31/7/2023

Name CONCEPT LINEA 35 /E L0843 BFLEX 830 SRT

Luminaire Flux	2388 lm	Luminaire Power	27.7 W	Efficacy	86.314 lm/W	Efficiency	62.59%
Source Flux	3816 lm	Maximum value	219.50 cd/klm	Position	C=0.00 G=0.00	CG	Double Symmetrical

Luminance cd/m2 Table 3/3

	C 260.00	C 270.00	C 280.00	C 290.00	C 300.00	C 310.00	C 320.00	C 330.00	C 340.00	C 350.00
G 0.0	34262	34262	34262	34262	34262	34262	34262	34262	34262	34262
G 5.0	33092	34054	33092	32214	31424	30726	30177	29778	29482	29316
G 10.0	31901	33746	31901	30291	28910	27762	26869	26211	25742	25485
G 15.0	30710	33438	30710	28483	26673	25200	24083	23281	22708	22390
G 20.0	29491	33005	29491	26744	24595	22919	21656	20754	20158	19829
G 25.0	28252	32559	28252	25057	22656	20836	19505	18573	17946	17604
G 30.0	26975	32009	26975	23408	20815	18918	17558	16610	15972	15627
G 35.0	25653	31428	25653	21786	19085	17150	15777	14833	14217	13880
G 40.0	24255	30765	24255	20135	17367	15438	14099	13184	12579	12266
G 45.0	22845	30056	22845	18527	15724	13825	12524	11643	11079	10783
G 50.0	21269	29163	21269	16849	14083	12237	11006	10194	9659	9377
G 55.0	19612	28187	19612	15134	12440	10701	9550	8792	8313	8060
G 60.0	17793	27129	17793	13344	10800	9187	8139	7461	7027	6803
G 65.0	15795	25734	15795	11471	9101	7663	6735	6130	5761	5570
G 70.0	13536	24160	13536	9492	7401	6138	5346	4848	4530	4369
G 75.0	10873	21893	10873	7317	5595	4572	3955	3578	3318	3183
G 80.0	7727	18412	7727	4947	3687	2973	2552	2291	2102	2007
G 85.0	3881	12114	3881	2380	1750	1386	1174	1049	954	906
G 90.0	883	5169	883	550	442	305	258	256	199	193