

Luminaire

Code 90717L286

Name ROFY 60 SQ D/I L0286W286 LIGHT+ 830 LO

Measurem.

Code 9/8/2023

Name ROFY 60 SQ D/I L0286W286 LIGHT+ 830 LO

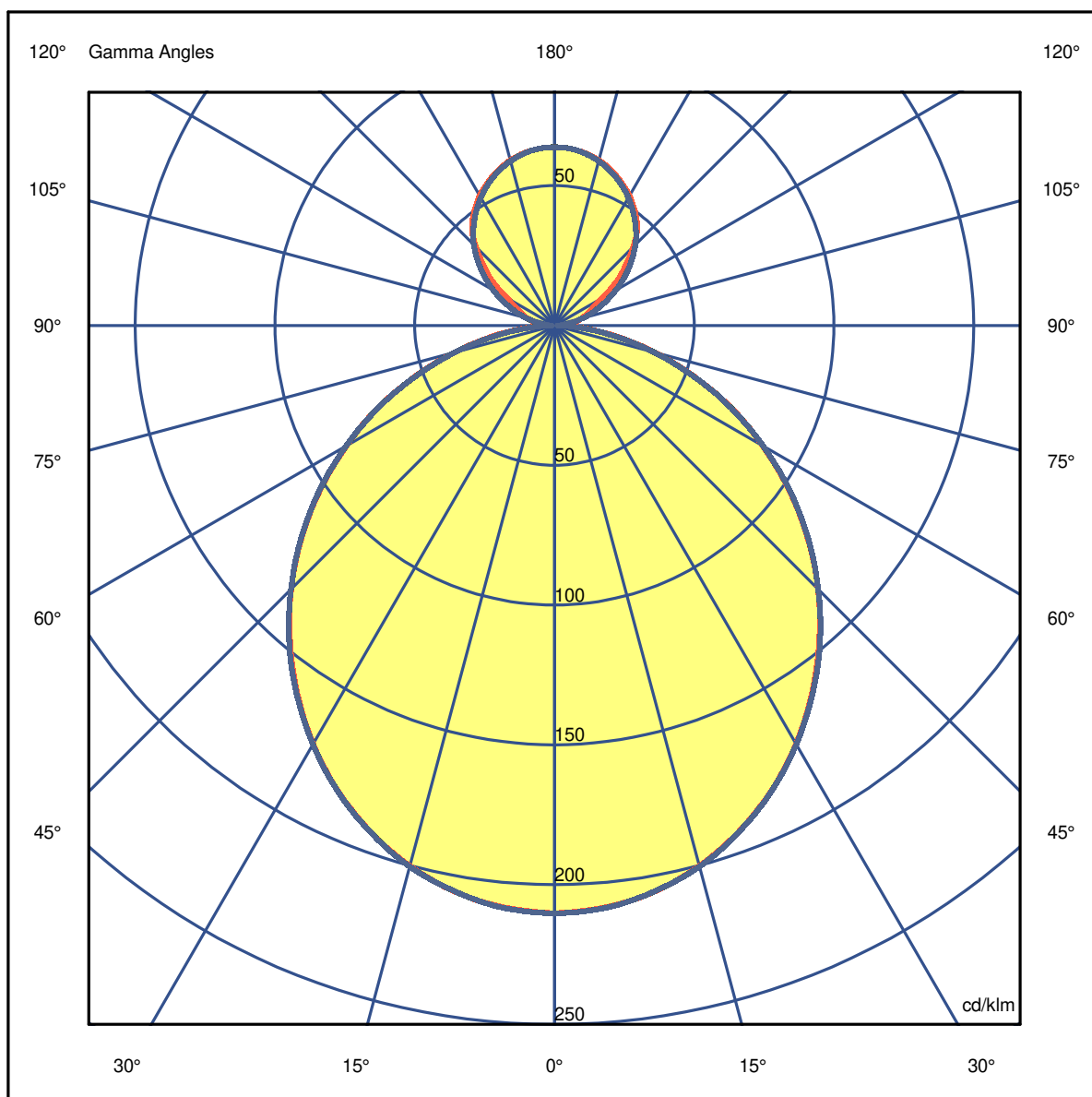
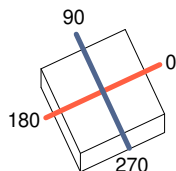
Luminaire Flux	1813 lm	Luminaire Power	14.8 W	Efficacy	122.070 lm/W	Efficiency	74.66%
Source Flux	2428 lm	Maximum value	210.20 cd/klm	Position	C=0.00 G=0.00	CG	Double Symmetrical

286mm x 286mm

C Halfplanes

180.0 — 0.0

270.0 — 90.0



Luminaire

Code 90717L286
Name ROFY 60 SQ D/I L0286W286 LIGHT+ 830 LO

Measur.

Code 9/8/2023
Name ROFY 60 SQ D/I L0286W286 LIGHT+ 830 LO

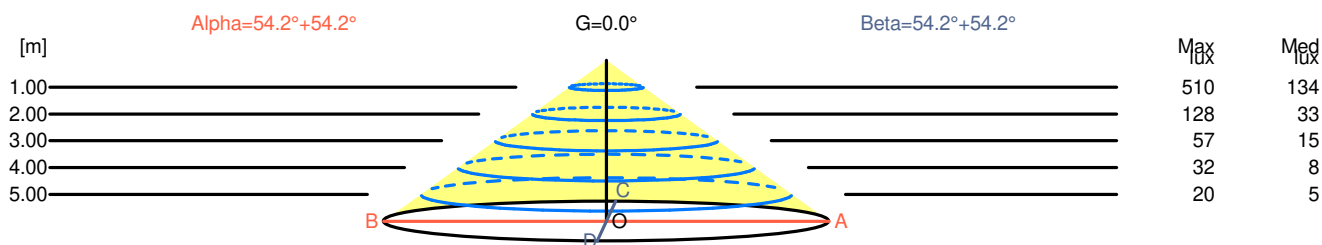
Luminaire Flux	1813 lm	Luminaire Power	14.8 W	Efficacy	122.070 lm/W	Efficiency	74.66%
Source Flux	2428 lm	Maximum value	210.20 cd/klm	Position	C=0.00 G=0.00	CG	Double Symmetrical


Width at 50.00 % of Max Intensity


H[m]	1.00	2.00	3.00	4.00	5.00	H[m]	1.00	2.00	3.00	4.00	5.00
OA	1.38	2.77	4.15	5.54	6.92	OC	1.39	2.78	4.16	5.55	6.94
OB	1.38	2.77	4.15	5.54	6.92	OD	1.39	2.78	4.16	5.55	6.94

Luminous Intensities [cd/klm]

	0	5	15	25	35	45	55	65	75	85
OA	510.37	507.21	485.84	445.78	389.69	323.65	248.63	169.47	89.84	24.77
OB	510.37	507.21	485.84	445.78	389.69	323.65	248.63	169.47	89.84	24.77
OC	510.37	507.69	486.33	446.02	390.67	323.90	249.11	168.99	88.62	21.85
OD	510.37	507.69	486.33	446.02	390.67	323.90	249.11	168.99	88.62	21.85



H[m]	D[m]	Max lux	Med lux	Alpha=54.2°+54.2°	G=0.0	
1.00	2.77	510	134			
2.00	5.54	128	33			
3.00	8.31	57	15			
4.00	11.08	32	8			
5.00	13.85	20	5			

H[m]	D[m]	Max lux	Med lux	Beta=54.2°+54.2°	G=0.0	
1.00	2.78	510	134			
2.00	5.55	128	33			
3.00	8.33	57	15			
4.00	11.10	32	8			
5.00	13.88	20	5			

Luminaire

Code 90717L286

Name ROFY 60 SQ D/I L0286W286 LIGHT+ 830 LO

Measurem.

Code 9/8/2023

Name ROFY 60 SQ D/I L0286W286 LIGHT+ 830 LO

Luminaire Flux	1813 lm	Luminaire Power	14.8 W	Efficacy	122.070 lm/W	Efficiency	74.66%
Source Flux	2428 lm	Maximum value	210.20 cd/klm	Position	C=0.00 G=0.00	CG	Double Symmetrical

UGR
S = 0.250

Reflectancies										
Ceiling/Cavity	0.7	0.7	0.5	0.5	0.3	0.7	0.7	0.5	0.5	0.3
Walls	0.5	0.3	0.5	0.3	0.3	0.5	0.3	0.5	0.3	0.3
Working Plane	0.2	0.2	0.2	0.2	0.2	0.2	0.2	0.2	0.2	0.2
Room Dimensions	Lateral View					Viewed Endwise				
x=2H y=2H	15.9	17.0	16.5	17.5	18.2	15.9	17.0	16.5	17.5	18.2
x=2H y=3H	17.1	18.1	17.8	18.7	19.4	17.1	18.1	17.8	18.7	19.4
x=2H y=4H	17.6	18.4	18.2	19.1	19.8	17.6	18.4	18.2	19.1	19.8
x=2H y=6H	17.8	18.6	18.5	19.2	20.0	17.8	18.6	18.4	19.2	20.0
x=2H y=8H	17.9	18.6	18.5	19.3	20.1	17.8	18.6	18.5	19.2	20.0
x=2H y=12H	17.9	18.6	18.5	19.2	20.0	17.8	18.5	18.5	19.2	20.0
x=4H y=2H	16.4	17.2	17.0	17.9	18.6	16.4	17.2	17.0	17.9	18.6
x=4H y=3H	17.7	18.4	18.4	19.1	19.9	17.7	18.4	18.4	19.1	19.9
x=4H y=4H	18.2	18.9	18.9	19.6	20.4	18.2	18.9	18.9	19.6	20.4
x=4H y=6H	18.6	19.1	19.3	19.8	20.7	18.5	19.1	19.3	19.8	20.7
x=4H y=8H	18.6	19.2	19.4	19.9	20.7	18.6	19.1	19.4	19.8	20.7
x=4H y=12H	18.7	19.1	19.4	19.9	20.8	18.6	19.1	19.4	19.8	20.7
x=8H y=4H	18.3	18.9	19.1	19.6	20.4	18.3	18.8	19.1	19.6	20.4
x=8H y=6H	18.8	19.2	19.5	19.9	20.9	18.7	19.1	19.5	19.9	20.8
x=8H y=8H	18.9	19.2	19.7	20.0	20.9	18.8	19.2	19.6	20.0	20.9
x=8H y=12H	19.0	19.3	19.8	20.1	21.0	18.9	19.2	19.7	20.0	20.9
x=12H y=4H	18.3	18.8	19.1	19.5	20.4	18.3	18.8	19.1	19.5	20.4
x=12H y=6H	18.8	19.1	19.5	19.9	20.8	18.7	19.1	19.5	19.9	20.8
x=12H y=8H	18.9	19.2	19.7	20.0	21.0	18.9	19.2	19.7	20.0	20.9

Luminaire

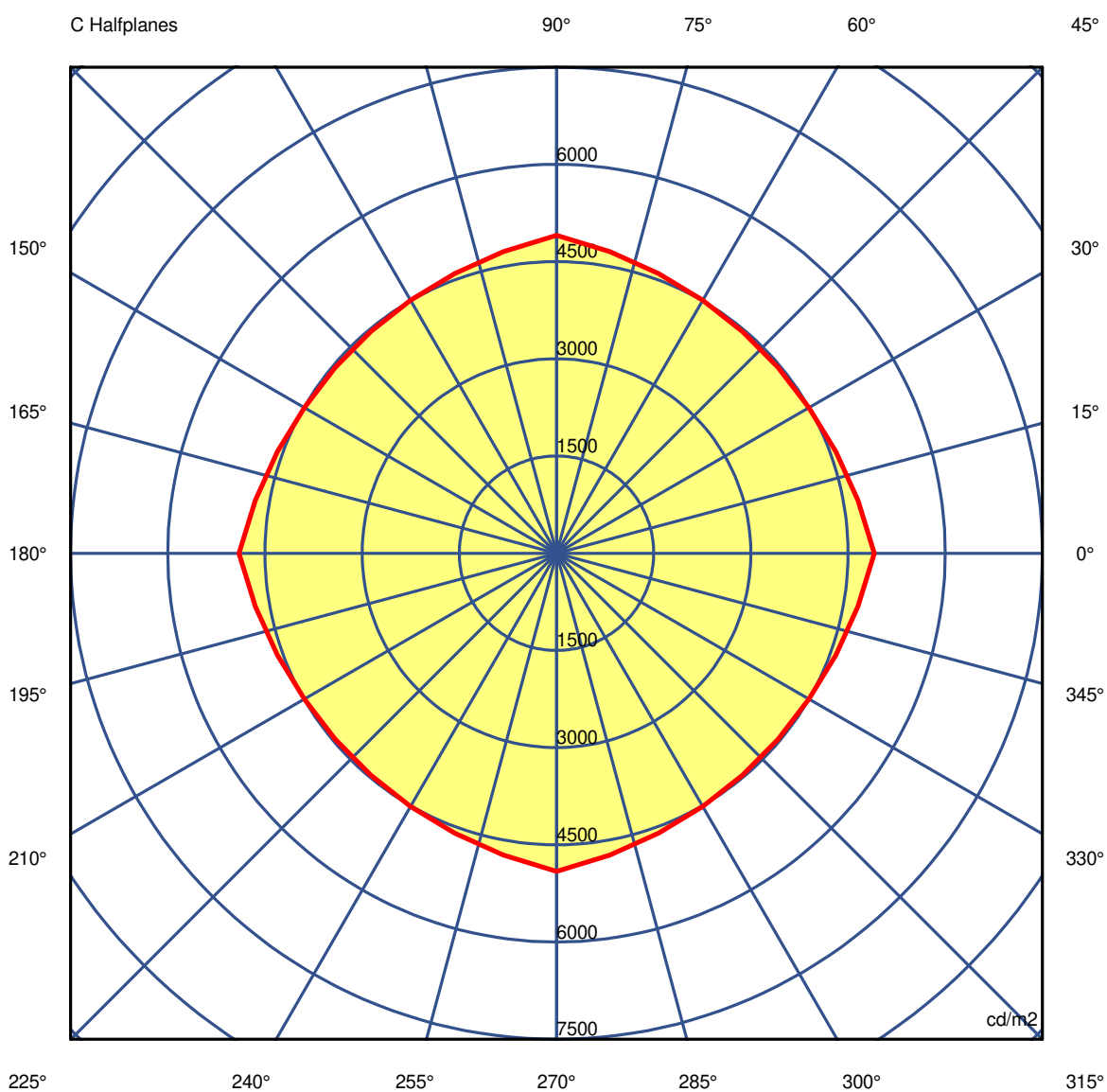
Code 90717L286
Name ROFY 60 SQ D/I L0286W286 LIGHT+ 830 LO

Measurem.

Code 9/8/2023
Name ROFY 60 SQ D/I L0286W286 LIGHT+ 830 LO

Luminaire Flux	1813 lm	Luminaire Power	14.8 W	Efficacy	122.070 lm/W	Efficiency	74.66%
Source Flux	2428 lm	Maximum value	210.20 cd/klm	Position	C=0.00 G=0.00	CG Double Symmetrical	

Luminance



45.0°

Luminaire

Code 90717L286

Name ROFY 60 SQ D/I L0286W286 LIGHT+ 830 LO

Measurement

Code 9/8/2023

Name ROFY 60 SQ D/I L0286W286 LIGHT+ 830 LO

Luminaire Flux	1813 lm		Luminaire Power			14.8 W		Efficacy		122.070 lm/W		Efficiency		74.66%	
Source Flux	2428 lm		Maximum value			210.20 cd/klm		Position		C=0.00 G=0.00		CG		Double Symmetrical	
Luminance cd/m2														Table 1/3	
	C 0.00	C 10.00	C 20.00	C 30.00	C 40.00	C 50.00	C 60.00	C 70.00	C 80.00	C 90.00	C 100.00	C 110.00	C 120.00		
G 0.0	7213	7213	7213	7213	7213	7213	7213	7213	7213	7213	7213	7213	7213	7213	7213
G 5.0	7000	6972	6953	6941	6928	6927	6938	6951	6974	7007	6974	6951	6938	6938	6938
G 10.0	6782	6725	6686	6662	6639	6640	6662	6683	6722	6779	6722	6683	6662	6662	6662
G 15.0	6548	6471	6414	6374	6346	6345	6371	6408	6468	6555	6468	6408	6371	6371	6371
G 20.0	6304	6206	6131	6078	6050	6049	6075	6127	6205	6307	6205	6127	6075	6075	6075
G 25.0	6050	5922	5833	5779	5746	5747	5782	5842	5931	6053	5931	5842	5782	5782	5782
G 30.0	5781	5641	5540	5475	5438	5439	5475	5539	5642	5787	5642	5539	5475	5475	5475
G 35.0	5494	5345	5231	5153	5114	5119	5162	5236	5350	5508	5350	5236	5162	5162	5162
G 40.0	5203	5037	4914	4833	4794	4797	4839	4923	5049	5221	5049	4923	4839	4839	4839
G 45.0	4902	4721	4586	4496	4463	4467	4510	4596	4728	4906	4728	4596	4510	4510	4510
G 50.0	4570	4372	4234	4147	4106	4108	4154	4244	4383	4578	4383	4244	4154	4154	4154
G 55.0	4207	4003	3864	3777	3727	3726	3777	3869	4012	4215	4012	3869	3777	3777	3777
G 60.0	3799	3598	3460	3373	3322	3321	3369	3459	3601	3804	3601	3459	3369	3369	3369
G 65.0	3363	3152	3009	2923	2880	2879	2919	3002	3142	3353	3142	3002	2919	2919	2919
G 70.0	2826	2635	2502	2418	2377	2381	2427	2500	2625	2816	2625	2500	2427	2427	2427
G 75.0	2237	2060	1940	1866	1830	1830	1866	1926	2036	2207	2036	1926	1866	1866	1866
G 80.0	1595	1447	1349	1279	1227	1218	1245	1302	1394	1532	1394	1302	1245	1245	1245
G 85.0	863	763	697	651	618	601	605	632	683	762	683	632	605	605	605
G 90.0	397	339	294	259	237	218	197	177	155	129	155	177	197	197	197

Luminaire

Code 90717L286

Name ROFY 60 SQ D/I L0286W286 LIGHT+ 830 LO

Measurement

Code 9/8/2023

Name ROFY 60 SQ D/I L0286W286 LIGHT+ 830 LO

Luminaire Flux	1813 lm		Luminaire Power		14.8 W		Efficacy		122.070 lm/W		Efficiency		74.66%	
Source Flux	2428 lm		Maximum value		210.20 cd/klm		Position		C=0.00 G=0.00		CG		Double Symmetrical	
Luminance cd/m2														
Table 2/3														
	C 130.00	C 140.00	C 150.00	C 160.00	C 170.00	C 180.00	C 190.00	C 200.00	C 210.00	C 220.00	C 230.00	C 240.00	C 250.00	
G 0.0	7213	7213	7213	7213	7213	7213	7213	7213	7213	7213	7213	7213	7213	
G 5.0	6927	6928	6941	6953	6972	7000	6972	6953	6941	6928	6927	6938	6951	
G 10.0	6640	6639	6662	6686	6725	6782	6725	6686	6662	6639	6640	6662	6683	
G 15.0	6345	6346	6374	6414	6471	6548	6471	6414	6374	6346	6345	6371	6408	
G 20.0	6049	6050	6078	6131	6206	6304	6206	6131	6078	6050	6049	6075	6127	
G 25.0	5747	5746	5779	5833	5922	6050	5922	5833	5779	5746	5747	5782	5842	
G 30.0	5439	5438	5475	5540	5641	5781	5641	5540	5475	5438	5439	5475	5539	
G 35.0	5119	5114	5153	5231	5345	5494	5345	5231	5153	5114	5119	5162	5236	
G 40.0	4797	4794	4833	4914	5037	5203	5037	4914	4833	4794	4797	4839	4923	
G 45.0	4467	4463	4496	4586	4721	4902	4721	4586	4496	4463	4467	4510	4596	
G 50.0	4108	4106	4147	4234	4372	4570	4372	4234	4147	4106	4108	4154	4244	
G 55.0	3726	3727	3777	3864	4003	4207	4003	3864	3777	3727	3726	3777	3869	
G 60.0	3321	3322	3373	3460	3598	3799	3598	3460	3373	3322	3321	3369	3459	
G 65.0	2879	2880	2923	3009	3152	3363	3152	3009	2923	2880	2879	2919	3002	
G 70.0	2381	2377	2418	2502	2635	2826	2635	2502	2418	2377	2381	2427	2500	
G 75.0	1830	1830	1866	1940	2060	2237	2060	1940	1866	1830	1830	1866	1926	
G 80.0	1218	1227	1279	1349	1447	1595	1447	1349	1279	1227	1218	1245	1302	
G 85.0	601	618	651	697	763	863	763	697	651	618	601	605	632	
G 90.0	218	237	259	294	339	397	339	294	259	237	218	197	177	

Luminaire

Code 90717L286

Name ROFY 60 SQ D/I L0286W286 LIGHT+ 830 LO

Measurem.

Code 9/8/2023

Name ROFY 60 SQ D/I L0286W286 LIGHT+ 830 LO

Luminaire Flux	1813 lm	Luminaire Power	14.8 W	Efficacy	122.070 lm/W	Efficiency	74.66%
Source Flux	2428 lm	Maximum value	210.20 cd/klm	Position	C=0.00 G=0.00	CG	Double Symmetrical

Luminance cd/m2 Table 3/3

	C 260.00	C 270.00	C 280.00	C 290.00	C 300.00	C 310.00	C 320.00	C 330.00	C 340.00	C 350.00
G 0.0	7213	7213	7213	7213	7213	7213	7213	7213	7213	7213
G 5.0	6974	7007	6974	6951	6938	6927	6928	6941	6953	6972
G 10.0	6722	6779	6722	6683	6662	6640	6639	6662	6686	6725
G 15.0	6468	6555	6468	6408	6371	6345	6346	6374	6414	6471
G 20.0	6205	6307	6205	6127	6075	6049	6050	6078	6131	6206
G 25.0	5931	6053	5931	5842	5782	5747	5746	5779	5833	5922
G 30.0	5642	5787	5642	5539	5475	5439	5438	5475	5540	5641
G 35.0	5350	5508	5350	5236	5162	5119	5114	5153	5231	5345
G 40.0	5049	5221	5049	4923	4839	4797	4794	4833	4914	5037
G 45.0	4728	4906	4728	4596	4510	4467	4463	4496	4586	4721
G 50.0	4383	4578	4383	4244	4154	4108	4106	4147	4234	4372
G 55.0	4012	4215	4012	3869	3777	3726	3727	3777	3864	4003
G 60.0	3601	3804	3601	3459	3369	3321	3322	3373	3460	3598
G 65.0	3142	3353	3142	3002	2919	2879	2880	2923	3009	3152
G 70.0	2625	2816	2625	2500	2427	2381	2377	2418	2502	2635
G 75.0	2036	2207	2036	1926	1866	1830	1830	1866	1940	2060
G 80.0	1394	1532	1394	1302	1245	1218	1227	1279	1349	1447
G 85.0	683	762	683	632	605	601	618	651	697	763
G 90.0	155	129	155	177	197	218	237	259	294	339