

Luminaire

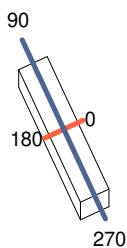
Code 90718L132
Name ROFY 60 SQ L1342W286 GCONTROL+ K3 830 HO

Measurem.

Code 9/8/2023
Name ROFY 60 SQ L1342W286 GCONTROL+ K3 830 HO

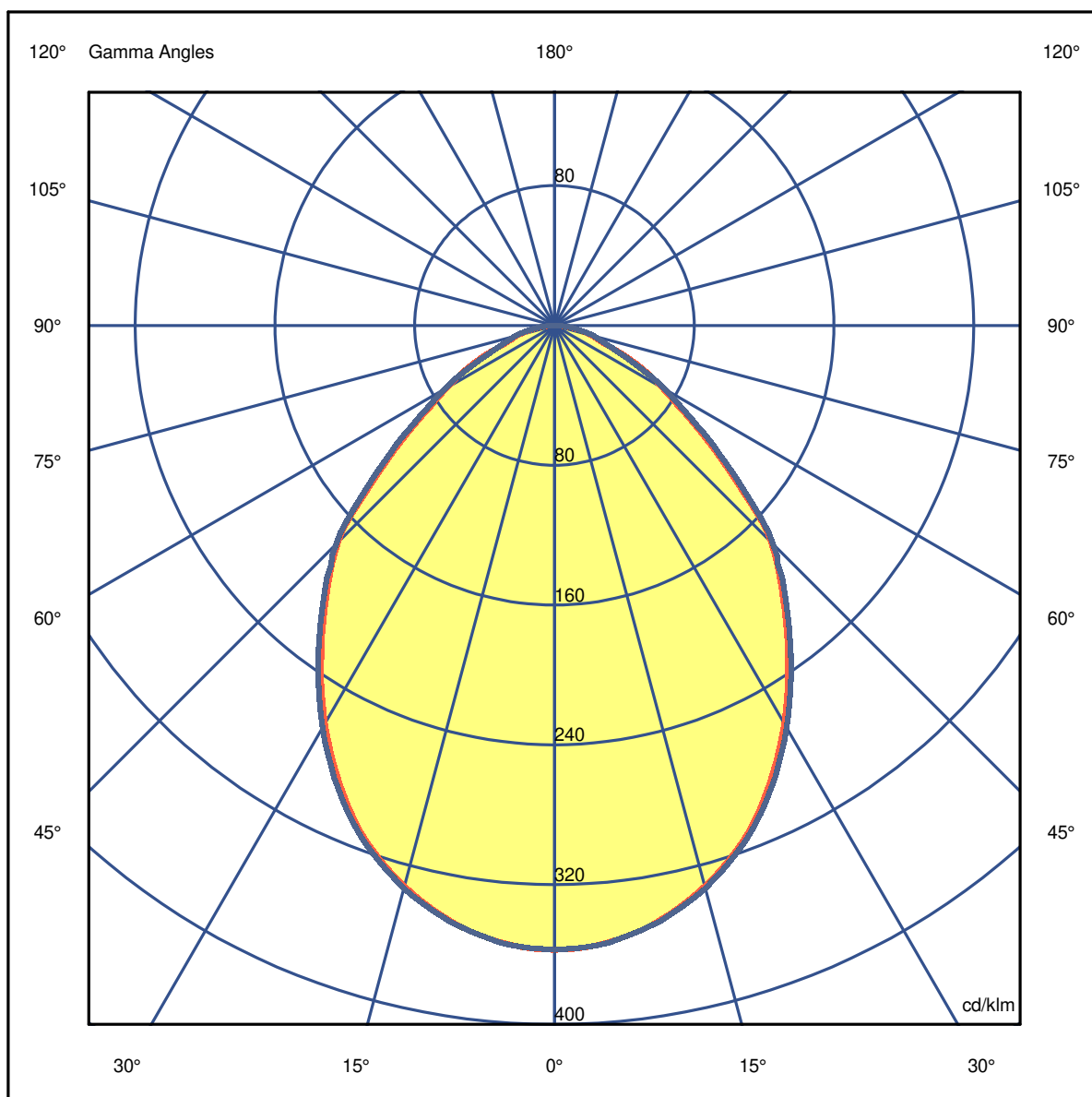
Luminaire Flux	7016 lm	Luminaire Power	56.2 W	Efficacy	124.787 lm/W	Efficiency	70.54%
Source Flux	9945 lm	Maximum value	357.20 cd/klm	Position	C=0.00 G=0.00	CG	Double Symmetrical

1342mm x 286mm



C Halfplanes

180.0 — 0.0
270.0 — 90.0



Luminaire

Code 90718L132
Name ROFY 60 SQ L1342W286 GCONTROL+ K3 830 HO

Measurem.

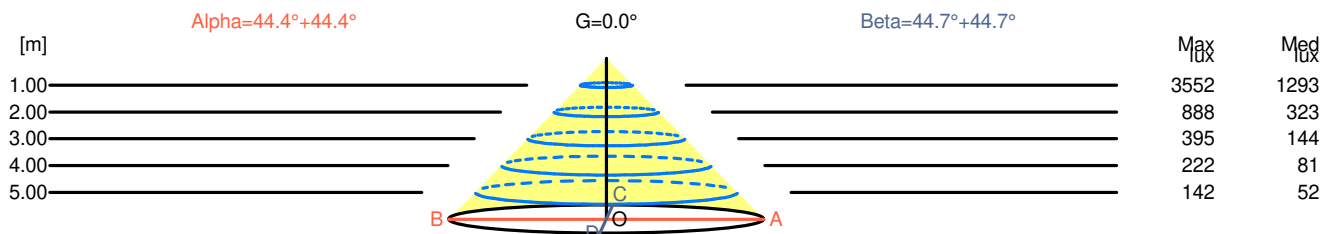
Code 9/8/2023
Name ROFY 60 SQ L1342W286 GCONTROL+ K3 830 HO

Luminaire Flux	7016 lm	Luminaire Power	56.2 W	Efficacy	124.787 lm/W	Efficiency	70.54%
Source Flux	9945 lm	Maximum value	357.20 cd/klm	Position	C=0.00 G=0.00	CG	Double Symmetrical

Width at 50.00 % of Max Intensity

H[m]	1.00	2.00	3.00	4.00	5.00	H[m]	1.00	2.00	3.00	4.00	5.00
OA	0.98	1.96	2.94	3.92	4.90	OC	0.99	1.98	2.97	3.96	4.95
OB	0.98	1.96	2.94	3.92	4.90	OD	0.99	1.98	2.97	3.96	4.95

	0	5	15	25	35	45	55	65	75	85
OA	3552.35	3523.51	3302.73	2888.03	2315.20	1742.36	957.70	510.18	221.77	58.68
OB	3552.35	3523.51	3302.73	2888.03	2315.20	1742.36	957.70	510.18	221.77	58.68
OC	3552.35	3525.50	3315.66	2911.90	2347.02	1759.27	989.53	481.34	235.70	66.63
OD	3552.35	3525.50	3315.66	2911.90	2347.02	1759.27	989.53	481.34	235.70	66.63



H[m]	D[m]	Max lux	Med lux	Alpha=44.4°+44.4°	G=0.0	
1.00	1.96	3552	1293			
2.00	3.92	888	323			
3.00	5.88	395	144			
4.00	7.84	222	81			
5.00	9.80	142	52			

H[m]	D[m]	Max lux	Med lux	Beta=44.7°+44.7°	G=0.0	
1.00	1.98	3552	1293			
2.00	3.96	888	323			
3.00	5.95	395	144			
4.00	7.93	222	81			
5.00	9.91	142	52			

Luminaire

Code 90718L132
Name ROFY 60 SQ L1342W286 GCONTROL+ K3 830 HO

Measurem.

Code 9/8/2023
Name ROFY 60 SQ L1342W286 GCONTROL+ K3 830 HO

Luminaire Flux	7016 lm	Luminaire Power	56.2 W	Efficacy	124.787 lm/W	Efficiency	70.54%
Source Flux	9945 lm	Maximum value	357.20 cd/klm	Position	C=0.00 G=0.00	CG	Double Symmetrical

UGR
S = 0.250

Reflectancies										
Ceiling/Cavity	0.7	0.7	0.5	0.5	0.3	0.7	0.7	0.5	0.5	0.3
Walls	0.5	0.3	0.5	0.3	0.3	0.5	0.3	0.5	0.3	0.3
Working Plane	0.2	0.2	0.2	0.2	0.2	0.2	0.2	0.2	0.2	0.2
Room Dimensions	Lateral View					Viewed Endwise				
x=2H y=2H	16.3	17.4	16.6	17.7	17.9	17.0	18.1	17.3	18.3	18.6
x=2H y=3H	16.8	17.9	17.2	18.1	18.4	17.6	18.6	17.9	18.8	19.1
x=2H y=4H	17.0	18.0	17.3	18.3	18.5	17.8	18.8	18.2	19.1	19.4
x=2H y=6H	17.1	18.0	17.5	18.3	18.6	18.1	18.9	18.4	19.2	19.5
x=2H y=8H	17.1	18.0	17.5	18.3	18.6	18.1	19.0	18.5	19.3	19.6
x=2H y=12H	17.1	18.0	17.5	18.3	18.6	18.1	19.0	18.5	19.3	19.6
x=4H y=2H	16.5	17.4	16.8	17.7	18.0	17.1	18.0	17.4	18.3	18.6
x=4H y=3H	17.1	18.0	17.5	18.3	18.6	17.8	18.6	18.2	19.0	19.3
x=4H y=4H	17.4	18.1	17.8	18.5	18.8	18.2	18.9	18.6	19.3	19.6
x=4H y=6H	17.6	18.2	18.0	18.6	19.0	18.5	19.1	18.9	19.5	19.9
x=4H y=8H	17.7	18.2	18.1	18.6	19.0	18.6	19.2	19.0	19.6	20.0
x=4H y=12H	17.7	18.2	18.1	18.6	19.0	18.7	19.2	19.1	19.6	20.0
x=8H y=4H	17.5	18.1	17.9	18.4	18.9	18.2	18.8	18.7	19.2	19.6
x=8H y=6H	17.8	18.2	18.2	18.7	19.1	18.6	19.1	19.1	19.5	20.0
x=8H y=8H	17.9	18.3	18.3	18.7	19.2	18.8	19.2	19.3	19.7	20.1
x=8H y=12H	17.9	18.3	18.4	18.8	19.2	19.0	19.3	19.4	19.8	20.3
x=12H y=4H	17.5	18.0	17.9	18.4	18.8	18.2	18.7	18.7	19.1	19.6
x=12H y=6H	17.8	18.2	18.3	18.7	19.1	18.7	19.0	19.1	19.5	20.0
x=12H y=8H	17.9	18.3	18.4	18.7	19.2	18.8	19.2	19.3	19.7	20.2

Luminaire

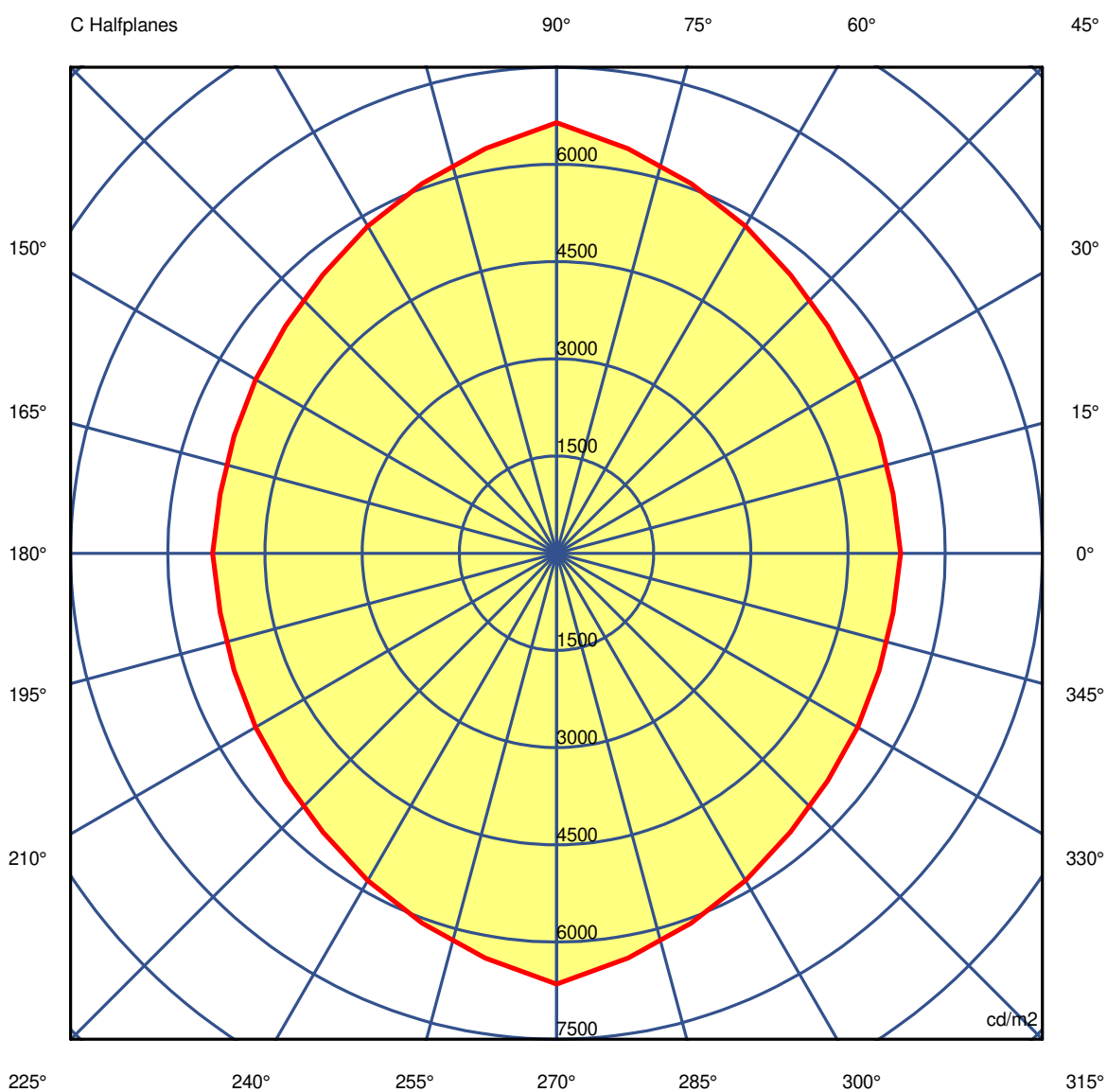
Code 90718L132
Name ROFY 60 SQ L1342W286 GCONTROL+ K3 830 HO

Measurem.

Code 9/8/2023
Name ROFY 60 SQ L1342W286 GCONTROL+ K3 830 HO

Luminaire Flux	7016 lm	Luminaire Power	56.2 W	Efficacy	124.787 lm/W	Efficiency	70.54%
Source Flux	9945 lm	Maximum value	357.20 cd/klm	Position	C=0.00 G=0.00	CG Double Symmetrical	

Luminance



45.0°

Luminaire

Code 90718L132

Name ROFY 60 SQ L1342W286 GCONTROL+ K3 830 HO

Measurement.

Code 9/8/2023

Name ROFY 60 SQ L1342W286 GCONTROL+ K3 830 HO

Luminaire Flux	7016 lm		Luminaire Power		56.2 W		Efficacy		124.787 lm/W		Efficiency		70.54%	
Source Flux	9945 lm		Maximum value		357.20 cd/klm		Position		C=0.00 G=0.00		CG		Double Symmetrical	
Luminance cd/m2														
Table 1/3														
	C 0.00	C 10.00	C 20.00	C 30.00	C 40.00	C 50.00	C 60.00	C 70.00	C 80.00	C 90.00	C 100.00	C 110.00	C 120.00	
G 0.0	10102	10102	10102	10102	10102	10102	10102	10102	10102	10102	10102	10102	10102	
G 5.0	9785	9776	9781	9796	9814	9839	9875	9914	9958	10008	9958	9914	9875	
G 10.0	9398	9388	9394	9415	9452	9505	9572	9651	9739	9833	9739	9651	9572	
G 15.0	8956	8943	8950	8977	9029	9105	9204	9323	9456	9596	9456	9323	9204	
G 20.0	8474	8449	8445	8468	8533	8630	8757	8922	9102	9287	9102	8922	8757	
G 25.0	7887	7853	7862	7913	7992	8103	8251	8438	8647	8871	8647	8438	8251	
G 30.0	7251	7211	7229	7303	7410	7542	7699	7886	8107	8363	8107	7886	7699	
G 35.0	6568	6549	6580	6662	6787	6940	7110	7297	7526	7797	7526	7297	7110	
G 40.0	5916	5905	5940	6019	6136	6285	6469	6689	6940	7223	6940	6689	6469	
G 45.0	5310	5275	5297	5366	5463	5616	5831	6074	6343	6648	6343	6074	5831	
G 50.0	4212	4262	4331	4354	4297	4461	4842	5100	5301	5541	5301	5100	4842	
G 55.0	3260	3532	3436	3021	2726	2763	3246	4100	4597	4493	4597	4100	3246	
G 60.0	2578	2663	2400	2019	2141	2259	2377	3004	3546	3695	3546	3004	2377	
G 65.0	2037	1997	1821	1550	1762	1877	1840	2277	2715	2846	2715	2277	1840	
G 70.0	1325	1476	1525	1445	1324	1397	1683	1942	2121	2256	2121	1942	1683	
G 75.0	1111	1157	1125	1066	1131	1212	1314	1558	1834	2089	1834	1558	1314	
G 80.0	747	805	851	894	967	1063	1180	1326	1479	1647	1479	1326	1180	
G 85.0	411	482	545	580	581	655	825	984	1113	1253	1113	984	825	
G 90.0	80	78	79	82	82	89	105	133	190	352	190	133	105	

Luminaire

Code 90718L132

Name ROFY 60 SQ L1342W286 GCONTROL+ K3 830 HO

Measurement

Code 9/8/2023

Name ROFY 60 SQ L1342W286 GCONTROL+ K3 830 HO

Luminaire Flux	7016 lm		Luminaire Power		56.2 W		Efficacy		124.787 lm/W		Efficiency		70.54%	
Source Flux	9945 lm		Maximum value		357.20 cd/klm		Position		C=0.00 G=0.00		CG		Double Symmetrical	
Luminance cd/m2														
Table 2/3														
	C 130.00	C 140.00	C 150.00	C 160.00	C 170.00	C 180.00	C 190.00	C 200.00	C 210.00	C 220.00	C 230.00	C 240.00	C 250.00	
G 0.0	10102	10102	10102	10102	10102	10102	10102	10102	10102	10102	10102	10102	10102	
G 5.0	9839	9814	9796	9781	9776	9785	9776	9781	9796	9814	9839	9875	9914	
G 10.0	9505	9452	9415	9394	9388	9398	9388	9394	9415	9452	9505	9572	9651	
G 15.0	9105	9029	8977	8950	8943	8956	8943	8950	8977	9029	9105	9204	9323	
G 20.0	8630	8533	8468	8445	8449	8474	8449	8445	8468	8533	8630	8757	8922	
G 25.0	8103	7992	7913	7862	7853	7887	7853	7862	7913	7992	8103	8251	8438	
G 30.0	7542	7410	7303	7229	7211	7251	7211	7229	7303	7410	7542	7699	7886	
G 35.0	6940	6787	6662	6580	6549	6568	6549	6580	6662	6787	6940	7110	7297	
G 40.0	6285	6136	6019	5940	5905	5916	5905	5940	6019	6136	6285	6469	6689	
G 45.0	5616	5463	5366	5297	5275	5310	5275	5297	5366	5463	5616	5831	6074	
G 50.0	4461	4297	4354	4331	4262	4212	4262	4331	4354	4297	4461	4842	5100	
G 55.0	2763	2726	3021	3436	3532	3260	3532	3436	3021	2726	2763	3246	4100	
G 60.0	2259	2141	2019	2400	2663	2578	2663	2400	2019	2141	2259	2377	3004	
G 65.0	1877	1762	1550	1821	1997	2037	1997	1821	1550	1762	1877	1840	2277	
G 70.0	1397	1324	1445	1525	1476	1325	1476	1525	1445	1324	1397	1683	1942	
G 75.0	1212	1131	1066	1125	1157	1111	1157	1125	1066	1131	1212	1314	1558	
G 80.0	1063	967	894	851	805	747	805	851	894	967	1063	1180	1326	
G 85.0	655	581	580	545	482	411	482	545	580	581	655	825	984	
G 90.0	89	82	82	79	78	80	78	79	82	82	89	105	133	

Luminaire

Code 90718L132

Name ROFY 60 SQ L1342W286 GCONTROL+ K3 830 HO

Measurem.

Code 9/8/2023

Name ROFY 60 SQ L1342W286 GCONTROL+ K3 830 HO

Luminaire Flux	7016 lm	Luminaire Power	56.2 W	Efficacy	124.787 lm/W	Efficiency	70.54%
Source Flux	9945 lm	Maximum value	357.20 cd/klm	Position	C=0.00 G=0.00	CG	Double Symmetrical

Luminance cd/m2 Table 3/3

	C 260.00	C 270.00	C 280.00	C 290.00	C 300.00	C 310.00	C 320.00	C 330.00	C 340.00	C 350.00
G 0.0	10102	10102	10102	10102	10102	10102	10102	10102	10102	10102
G 5.0	9958	10008	9958	9914	9875	9839	9814	9796	9781	9776
G 10.0	9739	9833	9739	9651	9572	9505	9452	9415	9394	9388
G 15.0	9456	9596	9456	9323	9204	9105	9029	8977	8950	8943
G 20.0	9102	9287	9102	8922	8757	8630	8533	8468	8445	8449
G 25.0	8647	8871	8647	8438	8251	8103	7992	7913	7862	7853
G 30.0	8107	8363	8107	7886	7699	7542	7410	7303	7229	7211
G 35.0	7526	7797	7526	7297	7110	6940	6787	6662	6580	6549
G 40.0	6940	7223	6940	6689	6469	6285	6136	6019	5940	5905
G 45.0	6343	6648	6343	6074	5831	5616	5463	5366	5297	5275
G 50.0	5301	5541	5301	5100	4842	4461	4297	4354	4331	4262
G 55.0	4597	4493	4597	4100	3246	2763	2726	3021	3436	3532
G 60.0	3546	3695	3546	3004	2377	2259	2141	2019	2400	2663
G 65.0	2715	2846	2715	2277	1840	1877	1762	1550	1821	1997
G 70.0	2121	2256	2121	1942	1683	1397	1324	1445	1525	1476
G 75.0	1834	2089	1834	1558	1314	1212	1131	1066	1125	1157
G 80.0	1479	1647	1479	1326	1180	1063	967	894	851	805
G 85.0	1113	1253	1113	984	825	655	581	580	545	482
G 90.0	190	352	190	133	105	89	82	82	79	78