

Luminaire

Code 90719L132

Name ROFY 60 SQ L1342W286 GCONTROL+ K3 830 LO

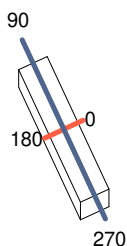
Measurem.

Code 9/8/2023

Name ROFY 60 SQ L1342W286 GCONTROL+ K3 830 LO

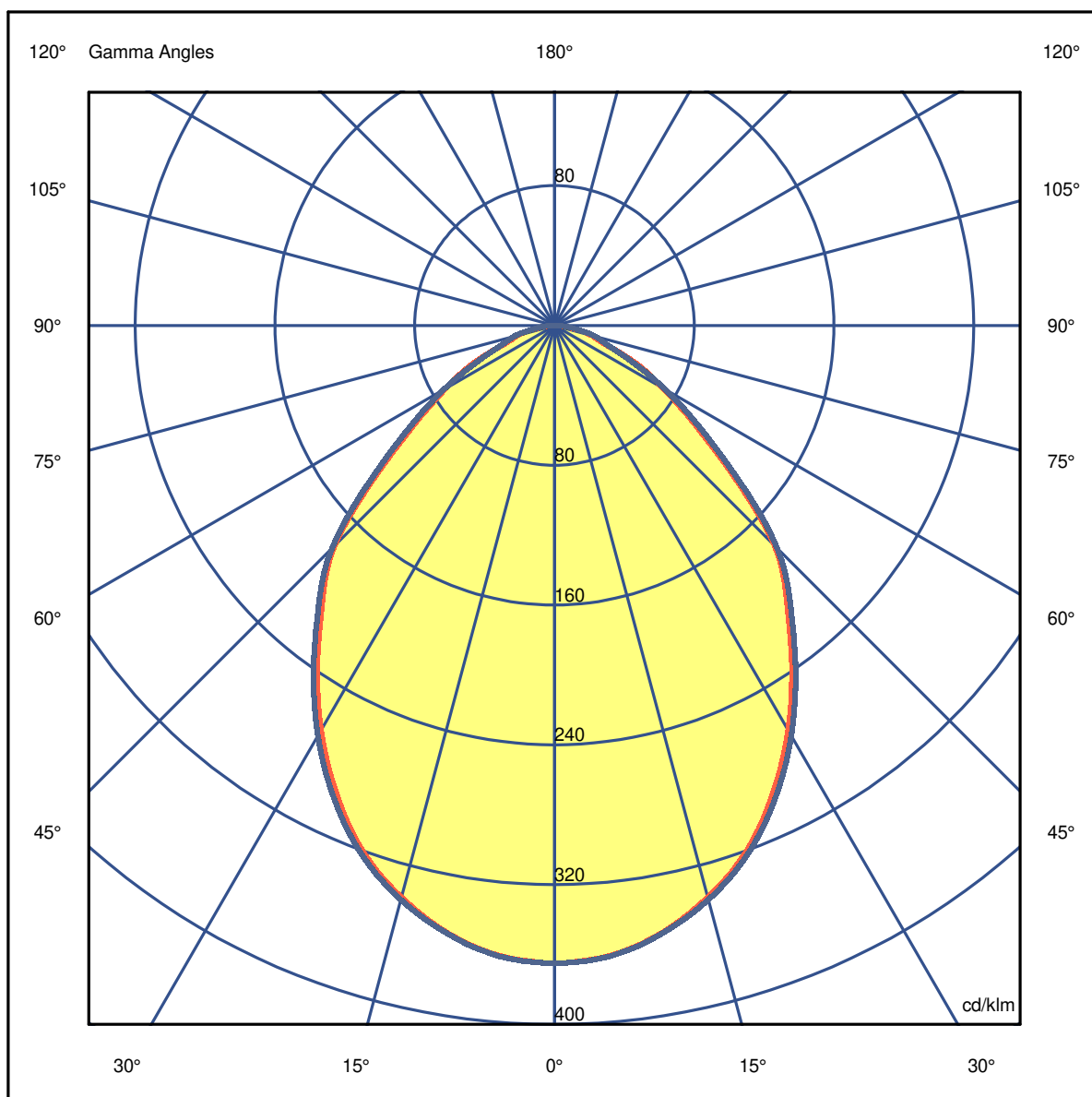
Luminaire Flux	5085 lm	Luminaire Power	41.5 W	Efficacy	122.533 lm/W	Efficiency	71.82%
Source Flux	7080 lm	Maximum value	365.10 cd/klm	Position	C=0.00 G=0.00	CG	Double Symmetrical

1342mm x 286mm



C Halfplanes

180.0 — 0.0
270.0 — 90.0



Luminaire

Code 90719L132

Name ROFY 60 SQ L1342W286 GCONTROL+ K3 830 LO

Measurem.

Code 9/8/2023

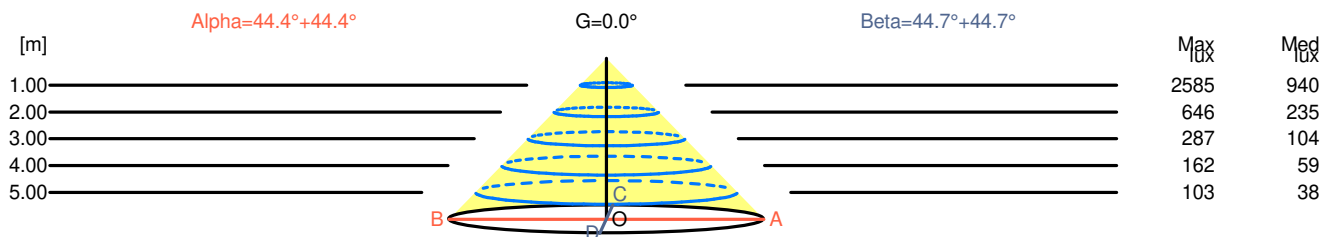
Name ROFY 60 SQ L1342W286 GCONTROL+ K3 830 LO

Luminaire Flux	5085 lm	Luminaire Power	41.5 W	Efficacy	122.533 lm/W	Efficiency	71.82%
Source Flux	7080 lm	Maximum value	365.10 cd/klm	Position	C=0.00 G=0.00	CG	Double Symmetrical

Width at 50.00 % of Max Intensity

H[m]	1.00	2.00	3.00	4.00	5.00	H[m]	1.00	2.00	3.00	4.00	5.00
OA	0.98	1.96	2.93	3.91	4.89	OC	0.99	1.98	2.97	3.95	4.94
OB	0.98	1.96	2.93	3.91	4.89	OD	0.99	1.98	2.97	3.95	4.94

	0	5	15	25	35	45	55	65	75	85
OA	2584.91	2562.96	2398.70	2092.85	1676.54	1261.66	690.30	365.33	158.59	40.36
OB	2584.91	2562.96	2398.70	2092.85	1676.54	1261.66	690.30	365.33	158.59	40.36
OC	2584.91	2565.08	2408.62	2115.50	1703.45	1276.52	715.79	344.80	168.50	45.31
OD	2584.91	2565.08	2408.62	2115.50	1703.45	1276.52	715.79	344.80	168.50	45.31



H[m]	D[m]	Max lux	Med lux	Alpha=44.4°+44.4°	G=0.0	
1.00	1.96	2585	940			
2.00	3.91	646	235			
3.00	5.87	287	104			
4.00	7.83	162	59			
5.00	9.78	103	38			

H[m]	D[m]	Max lux	Med lux	Beta=44.7°+44.7°	G=0.0	
1.00	1.98	2585	940			
2.00	3.95	646	235			
3.00	5.93	287	104			
4.00	7.91	162	59			
5.00	9.89	103	38			

Luminaire

Code 90719L132

Name ROFY 60 SQ L1342W286 GCONTROL+ K3 830 LO

Measurem.

Code 9/8/2023

Name ROFY 60 SQ L1342W286 GCONTROL+ K3 830 LO

Luminaire Flux	5085 lm	Luminaire Power	41.5 W	Efficacy	122.533 lm/W	Efficiency	71.82%
Source Flux	7080 lm	Maximum value	365.10 cd/klm	Position	C=0.00 G=0.00	CG	Double Symmetrical

UGR
S = 0.250

Reflectancies										
Ceiling/Cavity	0.7	0.7	0.5	0.5	0.3	0.7	0.7	0.5	0.5	0.3
Walls	0.5	0.3	0.5	0.3	0.3	0.5	0.3	0.5	0.3	0.3
Working Plane	0.2	0.2	0.2	0.2	0.2	0.2	0.2	0.2	0.2	0.2
Room Dimensions										
Room Dimensions	Lateral View					Viewed Endwise				
x=2H y=2H	15.2	16.3	15.4	16.5	16.7	15.8	16.9	16.1	17.2	17.4
x=2H y=3H	15.7	16.7	16.0	17.0	17.2	16.4	17.4	16.7	17.7	17.9
x=2H y=4H	15.9	16.8	16.2	17.1	17.4	16.7	17.6	17.0	17.9	18.2
x=2H y=6H	16.0	16.9	16.3	17.1	17.4	16.9	17.8	17.2	18.0	18.4
x=2H y=8H	16.0	16.8	16.3	17.1	17.4	16.9	17.8	17.3	18.1	18.4
x=2H y=12H	15.9	16.8	16.3	17.1	17.4	16.9	17.7	17.3	18.1	18.4
x=4H y=2H	15.3	16.3	15.6	16.5	16.8	15.9	16.9	16.2	17.1	17.4
x=4H y=3H	16.0	16.8	16.3	17.1	17.4	16.6	17.4	17.0	17.8	18.1
x=4H y=4H	16.2	17.0	16.6	17.3	17.7	17.0	17.7	17.4	18.1	18.4
x=4H y=6H	16.4	17.0	16.8	17.4	17.8	17.3	17.9	17.7	18.3	18.7
x=4H y=8H	16.5	17.0	16.9	17.4	17.8	17.4	18.0	17.8	18.4	18.8
x=4H y=12H	16.5	17.0	16.9	17.4	17.8	17.5	18.0	17.9	18.4	18.8
x=8H y=4H	16.3	16.9	16.7	17.3	17.7	17.0	17.6	17.5	18.0	18.4
x=8H y=6H	16.6	17.0	17.0	17.5	17.9	17.4	17.9	17.9	18.3	18.8
x=8H y=8H	16.7	17.1	17.1	17.5	18.0	17.6	18.0	18.1	18.4	18.9
x=8H y=12H	16.7	17.1	17.2	17.5	18.0	17.7	18.1	18.2	18.5	19.0
x=12H y=4H	16.3	16.8	16.8	17.2	17.7	17.0	17.5	17.5	17.9	18.4
x=12H y=6H	16.6	17.0	17.1	17.4	17.9	17.4	17.8	17.9	18.3	18.8
x=12H y=8H	16.7	17.1	17.2	17.5	18.0	17.6	18.0	18.1	18.4	18.9

Luminaire

Code 90719L132

Name ROFY 60 SQ L1342W286 GCONTROL+ K3 830 LO

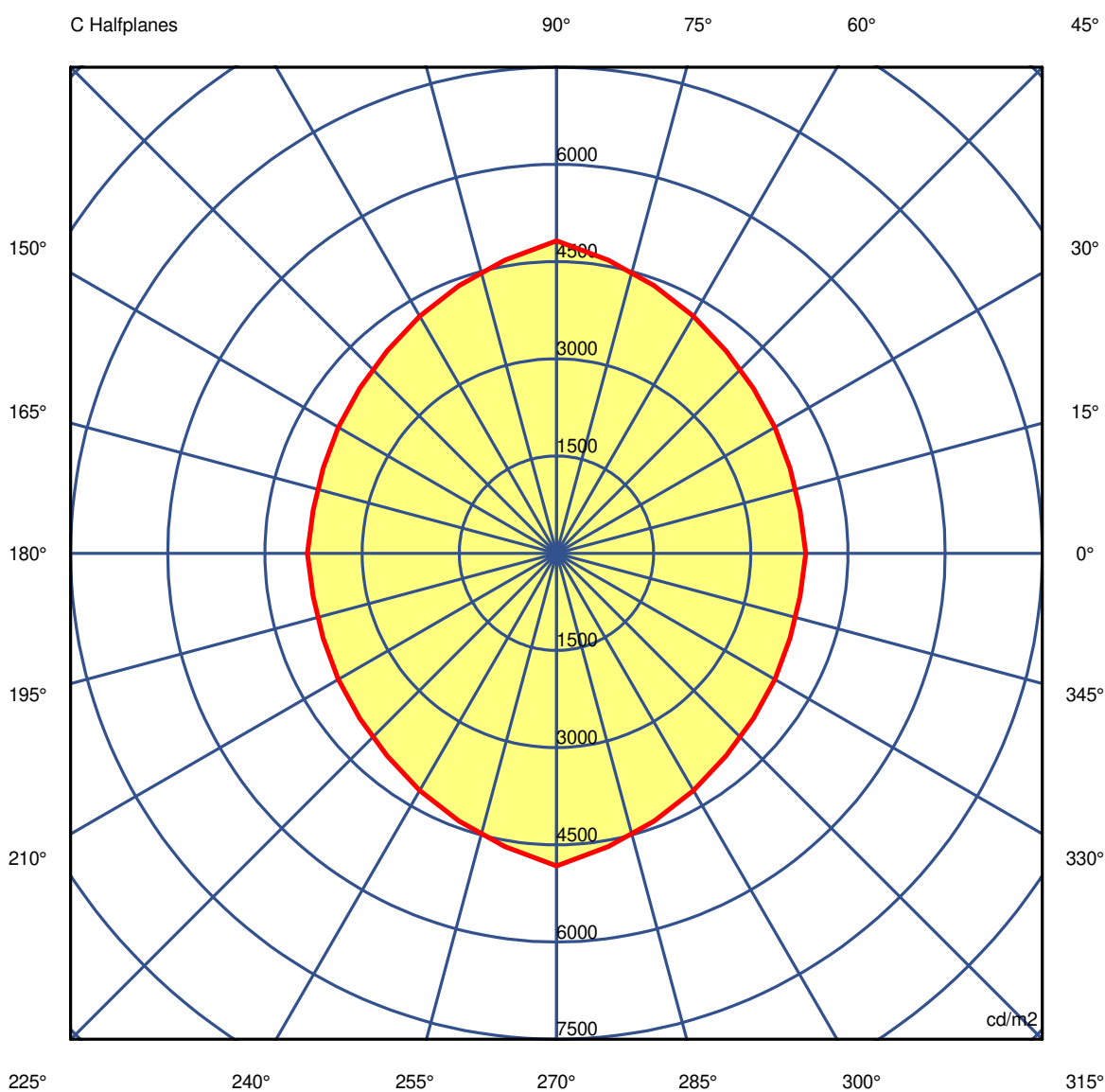
Measurem.

Code 9/8/2023

Name ROFY 60 SQ L1342W286 GCONTROL+ K3 830 LO

Luminaire Flux	5085 lm	Luminaire Power	41.5 W	Efficacy	122.533 lm/W	Efficiency	71.82%
Source Flux	7080 lm	Maximum value	365.10 cd/klm	Position	C=0.00 G=0.00	CG Double Symmetrical	

Luminance



45.0°

Luminaire

Code 90719L132

Name ROFY 60 SQ L1342W286 GCONTROL+ K3 830 LO

Measurement.

Code 9/8/2023

Name ROFY 60 SQ L1342W286 GCONTROL+ K3 830 LO

Luminaire Flux	5085 lm	Luminaire Power		41.5 W		Efficacy		122.533 lm/W		Efficiency		71.82%	
Source Flux	7080 lm	Maximum value		365.10 cd/klm		Position		C=0.00 G=0.00		CG		Double Symmetrical	
Luminance cd/m2 Table 1/3													
	C 0.00	C 10.00	C 20.00	C 30.00	C 40.00	C 50.00	C 60.00	C 70.00	C 80.00	C 90.00	C 100.00	C 110.00	C 120.00
G 0.0	7351	7351	7351	7351	7351	7351	7351	7351	7351	7351	7351	7351	7351
G 5.0	7117	7108	7111	7124	7136	7155	7181	7210	7244	7281	7244	7210	7181
G 10.0	6832	6821	6825	6844	6873	6911	6957	7017	7081	7144	7081	7017	6957
G 15.0	6505	6493	6500	6524	6559	6612	6686	6776	6871	6971	6871	6776	6686
G 20.0	6151	6130	6127	6146	6195	6265	6356	6477	6611	6750	6611	6477	6356
G 25.0	5715	5699	5706	5738	5796	5880	5991	6130	6283	6445	6283	6130	5991
G 30.0	5248	5226	5239	5292	5375	5476	5589	5720	5882	6075	5882	5720	5589
G 35.0	4756	4744	4767	4828	4920	5029	5149	5285	5454	5659	5454	5285	5149
G 40.0	4286	4278	4302	4358	4443	4554	4690	4849	5033	5242	5033	4849	4690
G 45.0	3845	3815	3834	3892	3965	4074	4226	4399	4596	4824	4596	4399	4226
G 50.0	3031	3078	3133	3141	3077	3199	3499	3681	3818	4000	3818	3681	3499
G 55.0	2350	2561	2486	2170	1956	1972	2306	2940	3321	3250	3321	2940	2306
G 60.0	1861	1916	1718	1440	1532	1617	1695	2148	2546	2659	2546	2148	1695
G 65.0	1459	1430	1304	1109	1257	1342	1320	1627	1937	2039	1937	1627	1320
G 70.0	947	1048	1084	1029	938	989	1198	1383	1508	1601	1508	1383	1198
G 75.0	795	823	795	752	803	860	927	1108	1314	1493	1314	1108	927
G 80.0	519	566	603	636	689	757	840	941	1044	1155	1044	941	840
G 85.0	283	339	380	398	401	453	567	688	781	852	781	688	567
G 90.0	44	43	44	46	49	55	65	83	119	219	119	83	65

Luminaire

Code 90719L132

Name ROFY 60 SQ L1342W286 GCONTROL+ K3 830 LO

Measur.

Code 9/8/2023

Name ROFY 60 SQ L1342W286 GCONTROL+ K3 830 LO

Luminaire Flux		5085 lm		Luminaire Power		41.5 W		Efficacy		122.533 lm/W		Efficiency		71.82%		
Source Flux		7080 lm		Maximum value		365.10 cd/klm		Position		C=0.00 G=0.00		CG		Double Symmetrical		
Luminance cd/m2														Table 2/3		
		C 130.00	C 140.00	C 150.00	C 160.00	C 170.00	C 180.00	C 190.00	C 200.00	C 210.00	C 220.00	C 230.00	C 240.00	C 250.00		
G 0.0	7351	7351	7351	7351	7351	7351	7351	7351	7351	7351	7351	7351	7351	7351	7351	7351
G 5.0	7155	7136	7124	7111	7108	7117	7108	7111	7111	7124	7136	7155	7181	7210	7210	7210
G 10.0	6911	6873	6844	6825	6821	6832	6821	6825	6825	6844	6873	6911	6957	7017	7017	7017
G 15.0	6612	6559	6524	6500	6493	6505	6493	6500	6500	6524	6559	6612	6686	6776	6776	6776
G 20.0	6265	6195	6146	6127	6130	6151	6130	6127	6127	6146	6195	6265	6356	6477	6477	6477
G 25.0	5880	5796	5738	5706	5699	5715	5699	5706	5706	5738	5796	5880	5991	6130	6130	6130
G 30.0	5476	5375	5292	5239	5226	5248	5226	5239	5239	5292	5375	5476	5589	5720	5720	5720
G 35.0	5029	4920	4828	4767	4744	4756	4744	4767	4767	4828	4920	5029	5149	5285	5285	5285
G 40.0	4554	4443	4358	4302	4278	4286	4278	4302	4302	4358	4443	4554	4690	4849	4849	4849
G 45.0	4074	3965	3892	3834	3815	3845	3815	3834	3834	3892	3965	4074	4226	4399	4399	4399
G 50.0	3199	3077	3141	3133	3078	3031	3078	3133	3133	3141	3077	3199	3499	3681	3681	3681
G 55.0	1972	1956	2170	2486	2561	2350	2561	2486	2486	2170	1956	1972	2306	2940	2940	2940
G 60.0	1617	1532	1440	1718	1916	1861	1916	1718	1718	1440	1532	1617	1695	2148	2148	2148
G 65.0	1342	1257	1109	1304	1430	1459	1430	1304	1304	1109	1257	1342	1320	1627	1627	1627
G 70.0	989	938	1029	1084	1048	947	1048	1084	1084	1029	938	989	1198	1383	1383	1383
G 75.0	860	803	752	795	823	795	823	795	795	752	803	860	927	1108	1108	1108
G 80.0	757	689	636	603	566	519	566	603	603	636	689	757	840	941	941	941
G 85.0	453	401	398	380	339	283	339	380	380	398	401	453	567	688	688	688
G 90.0	55	49	46	44	43	44	43	44	44	46	49	55	65	83	83	83

Luminaire

Code 90719L132

Name ROFY 60 SQ L1342W286 GCONTROL+ K3 830 LO

Measurem.

Code 9/8/2023

Name ROFY 60 SQ L1342W286 GCONTROL+ K3 830 LO

Luminaire Flux	5085 lm	Luminaire Power	41.5 W	Efficacy	122.533 lm/W	Efficiency	71.82%
----------------	---------	-----------------	--------	----------	--------------	------------	--------

Source Flux	7080 lm	Maximum value	365.10 cd/klm	Position	C=0.00 G=0.00	CG	Double Symmetrical
-------------	---------	---------------	---------------	----------	---------------	----	--------------------

Luminance cd/m2 Table 3/3

	C 260.00	C 270.00	C 280.00	C 290.00	C 300.00	C 310.00	C 320.00	C 330.00	C 340.00	C 350.00
G 0.0	7351	7351	7351	7351	7351	7351	7351	7351	7351	7351
G 5.0	7244	7281	7244	7210	7181	7155	7136	7124	7111	7108
G 10.0	7081	7144	7081	7017	6957	6911	6873	6844	6825	6821
G 15.0	6871	6971	6871	6776	6686	6612	6559	6524	6500	6493
G 20.0	6611	6750	6611	6477	6356	6265	6195	6146	6127	6130
G 25.0	6283	6445	6283	6130	5991	5880	5796	5738	5706	5699
G 30.0	5882	6075	5882	5720	5589	5476	5375	5292	5239	5226
G 35.0	5454	5659	5454	5285	5149	5029	4920	4828	4767	4744
G 40.0	5033	5242	5033	4849	4690	4554	4443	4358	4302	4278
G 45.0	4596	4824	4596	4399	4226	4074	3965	3892	3834	3815
G 50.0	3818	4000	3818	3681	3499	3199	3077	3141	3133	3078
G 55.0	3321	3250	3321	2940	2306	1972	1956	2170	2486	2561
G 60.0	2546	2659	2546	2148	1695	1617	1532	1440	1718	1916
G 65.0	1937	2039	1937	1627	1320	1342	1257	1109	1304	1430
G 70.0	1508	1601	1508	1383	1198	989	938	1029	1084	1048
G 75.0	1314	1493	1314	1108	927	860	803	752	795	823
G 80.0	1044	1155	1044	941	840	757	689	636	603	566
G 85.0	781	852	781	688	567	453	401	398	380	339
G 90.0	119	219	119	83	65	55	49	46	44	43