

Luminaire

Code 90719L132

Name ROFY 60 SQ L1342W286 GCONTROL+ 840 LO

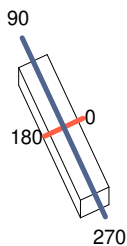
Measurem.

Code 9/8/2023

Name ROFY 60 SQ L1342W286 GCONTROL+ 840 LO

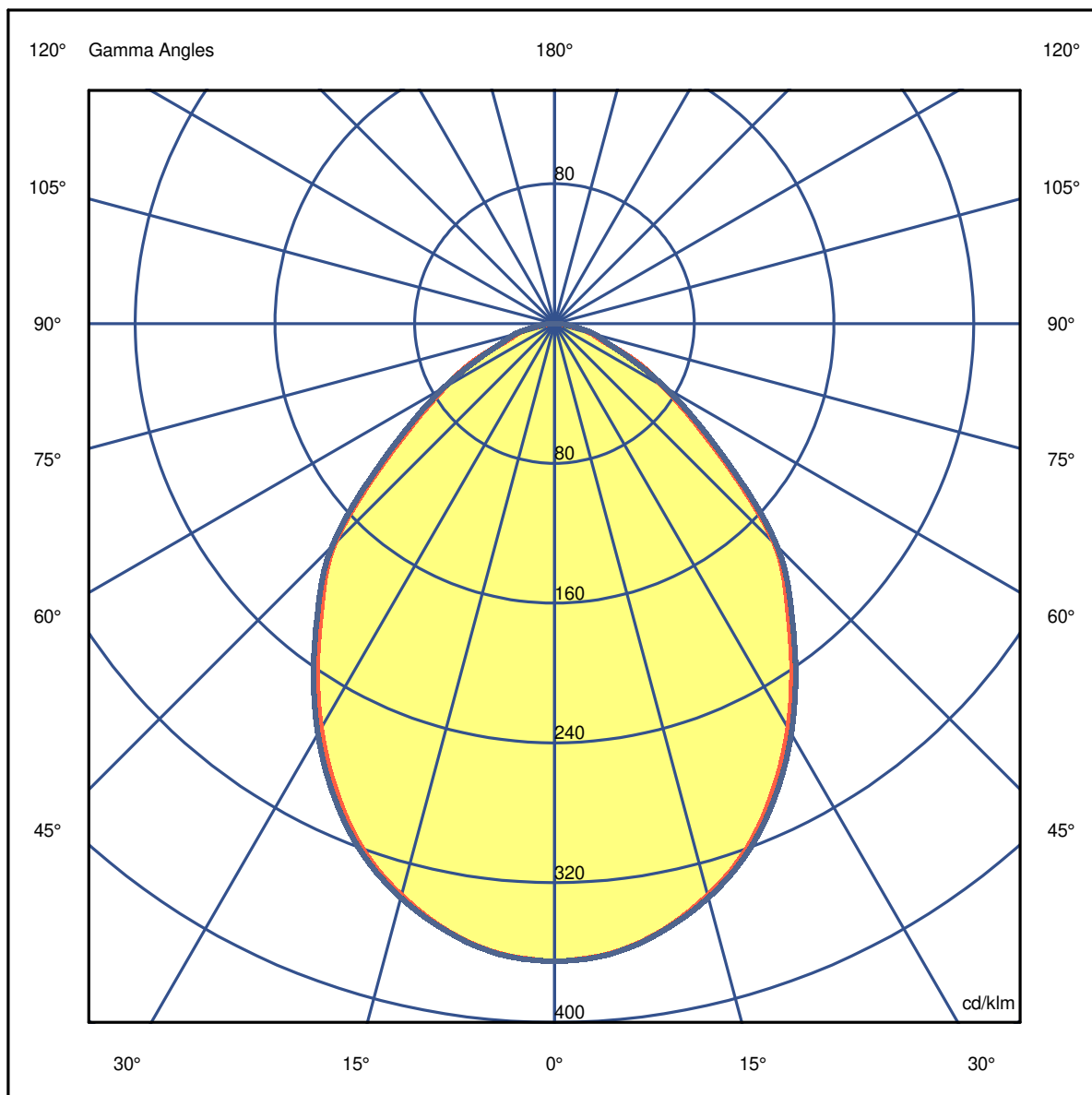
Luminaire Flux	5326 lm	Luminaire Power	41.5 W	Efficacy	128.331 lm/W	Efficiency	71.82%
Source Flux	7415 lm	Maximum value	365.10 cd/klm	Position	C=0.00 G=0.00	CG	Double Symmetrical

1342mm x 286mm



C Halfplanes

180.0 ————— 0.0
270.0 ————— 90.0



Luminaire

Code 90719L132

Name ROFY 60 SQ L1342W286 GCONTROL+ 840 LO

Measurem.

Code 9/8/2023

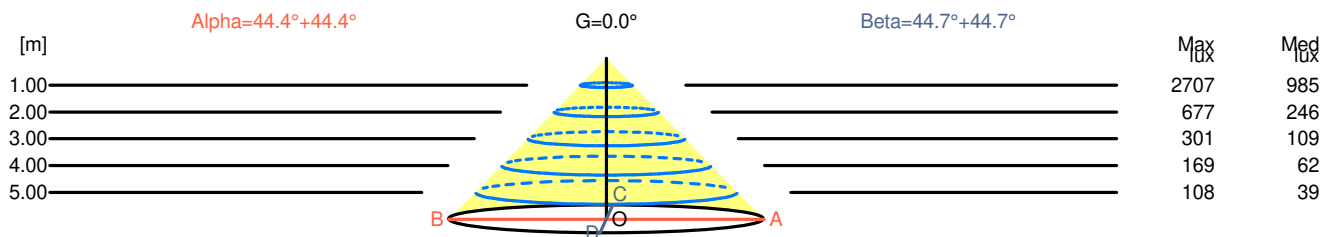
Name ROFY 60 SQ L1342W286 GCONTROL+ 840 LO

Luminaire Flux	5326 lm	Luminaire Power	41.5 W	Efficacy	128.331 lm/W	Efficiency	71.82%
Source Flux	7415 lm	Maximum value	365.10 cd/klm	Position	C=0.00 G=0.00	CG	Double Symmetrical

Width at 50.00 % of Max Intensity

H[m]	1.00	2.00	3.00	4.00	5.00	H[m]	1.00	2.00	3.00	4.00	5.00
OA	0.98	1.96	2.93	3.91	4.89	OC	0.99	1.98	2.97	3.95	4.94
OB	0.98	1.96	2.93	3.91	4.89	OD	0.99	1.98	2.97	3.95	4.94

	0	5	15	25	35	45	55	65	75	85
OA	2707.22	2684.23	2512.20	2191.87	1755.87	1321.35	722.96	382.61	166.10	42.27
OB	2707.22	2684.23	2512.20	2191.87	1755.87	1321.35	722.96	382.61	166.10	42.27
OC	2707.22	2686.45	2522.58	2215.60	1784.05	1336.92	749.66	361.11	176.48	47.46
OD	2707.22	2686.45	2522.58	2215.60	1784.05	1336.92	749.66	361.11	176.48	47.46



H[m]	D[m]	Max lux	Med lux	Alpha=44.4°+44.4°	G=0.0	
1.00	1.96	2707	985			
2.00	3.91	677	246			
3.00	5.87	301	109			
4.00	7.83	169	62			
5.00	9.78	108	39			

H[m]	D[m]	Max lux	Med lux	Beta=44.7°+44.7°	G=0.0	
1.00	1.98	2707	985			
2.00	3.95	677	246			
3.00	5.93	301	109			
4.00	7.91	169	62			
5.00	9.89	108	39			

Luminaire

Code 90719L132

Name ROFY 60 SQ L1342W286 GCONTROL+ 840 LO

Measurement

Code 9/8/2023

Name ROFY 60 SQ L1342W286 GCONTROL+ 840 LO

Luminaire Flux	5326 lm	Luminaire Power	41.5 W	Efficacy	128.331 lm/W	Efficiency	71.82%
Source Flux	7415 lm	Maximum value	365.10 cd/klm	Position	C=0.00 G=0.00	CG	Double Symmetrical

UGR
S = 0.250

Reflectancies										
Ceiling/Cavity	0.7	0.7	0.5	0.5	0.3	0.7	0.7	0.5	0.5	0.3
Walls	0.5	0.3	0.5	0.3	0.3	0.5	0.3	0.5	0.3	0.3
Working Plane	0.2	0.2	0.2	0.2	0.2	0.2	0.2	0.2	0.2	0.2
Room Dimensions	Lateral View					Viewed Endwise				
x=2H y=2H	15.3	16.5	15.6	16.7	16.9	16.0	17.1	16.2	17.3	17.5
x=2H y=3H	15.9	16.9	16.2	17.1	17.4	16.6	17.6	16.9	17.9	18.1
x=2H y=4H	16.0	17.0	16.4	17.2	17.5	16.8	17.8	17.2	18.1	18.4
x=2H y=6H	16.1	17.0	16.5	17.3	17.6	17.0	17.9	17.4	18.2	18.5
x=2H y=8H	16.1	17.0	16.5	17.3	17.6	17.1	17.9	17.4	18.2	18.6
x=2H y=12H	16.1	16.9	16.5	17.2	17.6	17.1	17.9	17.5	18.2	18.5
x=4H y=2H	15.5	16.4	15.8	16.7	17.0	16.1	17.0	16.4	17.3	17.6
x=4H y=3H	16.1	16.9	16.5	17.3	17.6	16.8	17.6	17.2	17.9	18.2
x=4H y=4H	16.4	17.1	16.8	17.5	17.8	17.2	17.9	17.6	18.2	18.6
x=4H y=6H	16.6	17.2	17.0	17.6	18.0	17.5	18.1	17.9	18.5	18.9
x=4H y=8H	16.6	17.2	17.1	17.6	18.0	17.6	18.1	18.0	18.5	18.9
x=4H y=12H	16.7	17.2	17.1	17.6	18.0	17.7	18.2	18.1	18.6	19.0
x=8H y=4H	16.5	17.0	16.9	17.4	17.8	17.2	17.8	17.6	18.2	18.6
x=8H y=6H	16.7	17.2	17.2	17.6	18.1	17.6	18.0	18.0	18.5	18.9
x=8H y=8H	16.8	17.2	17.3	17.7	18.1	17.8	18.2	18.2	18.6	19.1
x=8H y=12H	16.9	17.2	17.4	17.7	18.2	17.9	18.2	18.4	18.7	19.2
x=12H y=4H	16.5	17.0	16.9	17.4	17.8	17.2	17.7	17.6	18.1	18.5
x=12H y=6H	16.8	17.2	17.2	17.6	18.1	17.6	18.0	18.1	18.4	18.9
x=12H y=8H	16.9	17.2	17.4	17.7	18.2	17.8	18.1	18.3	18.6	19.1

Luminaire

Code 90719L132

Name ROFY 60 SQ L1342W286 GCONTROL+ 840 LO

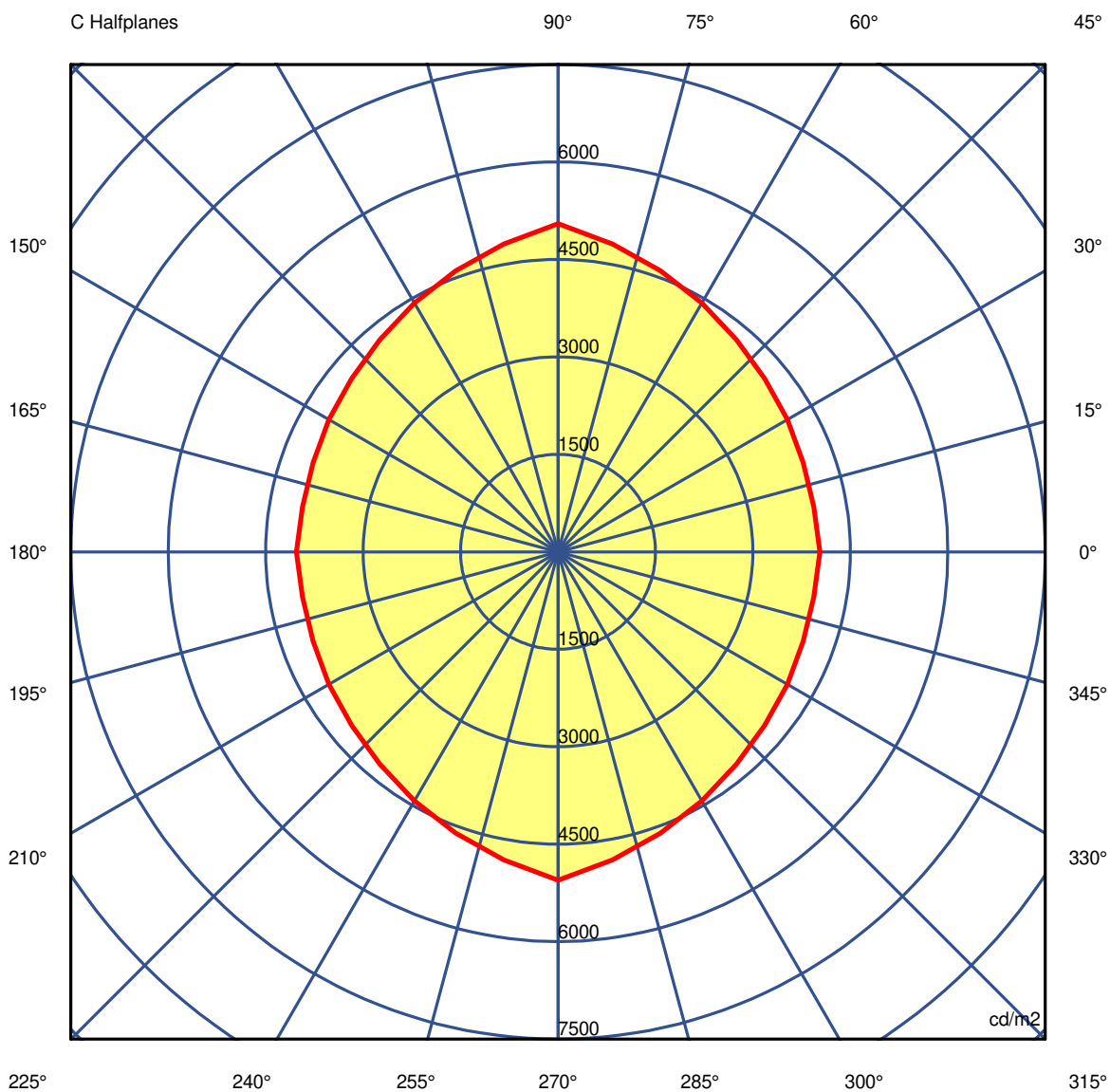
Measurem.

Code 9/8/2023

Name ROFY 60 SQ L1342W286 GCONTROL+ 840 LO

Luminaire Flux	5326 lm	Luminaire Power	41.5 W	Efficacy	128.331 lm/W	Efficiency	71.82%
Source Flux	7415 lm	Maximum value	365.10 cd/klm	Position	C=0.00 G=0.00	CG Double Symmetrical	

Luminance



45.0°

Luminaire

Code 90719L132

Name ROFY 60 SQ L1342W286 GCONTROL+ 840 LO

Measurement

Code 9/8/2023

Name ROFY 60 SQ L1342W286 GCONTROL+ 840 LO

Luminaire Flux	5326 lm		Luminaire Power		41.5 W		Efficacy		128.331 lm/W		Efficiency		71.82%	
Source Flux	7415 lm		Maximum value		365.10 cd/klm		Position		C=0.00 G=0.00		CG		Double Symmetrical	
Luminance cd/m2 Table 1/3														
	C 0.00	C 10.00	C 20.00	C 30.00	C 40.00	C 50.00	C 60.00	C 70.00	C 80.00	C 90.00	C 100.00	C 110.00	C 120.00	
G 0.0	7699	7699	7699	7699	7699	7699	7699	7699	7699	7699	7699	7699	7699	
G 5.0	7454	7444	7448	7461	7474	7493	7521	7552	7587	7626	7587	7552	7521	
G 10.0	7155	7144	7148	7168	7199	7238	7286	7349	7416	7482	7416	7349	7286	
G 15.0	6813	6800	6807	6833	6870	6925	7003	7097	7196	7301	7196	7097	7003	
G 20.0	6443	6421	6417	6437	6488	6561	6656	6783	6924	7069	6924	6783	6656	
G 25.0	5986	5969	5976	6010	6070	6158	6275	6420	6580	6750	6580	6420	6275	
G 30.0	5497	5473	5487	5542	5630	5735	5853	5991	6161	6362	6161	5991	5853	
G 35.0	4981	4968	4992	5056	5153	5267	5393	5536	5712	5927	5712	5536	5393	
G 40.0	4489	4481	4506	4564	4653	4770	4912	5079	5271	5490	5271	5079	4912	
G 45.0	4027	3996	4015	4076	4152	4267	4426	4607	4814	5052	4814	4607	4426	
G 50.0	3174	3223	3281	3290	3223	3351	3665	3855	3999	4190	3999	3855	3665	
G 55.0	2461	2683	2604	2273	2048	2065	2415	3079	3478	3404	3478	3079	2415	
G 60.0	1949	2006	1800	1508	1604	1693	1775	2250	2666	2785	2666	2250	1775	
G 65.0	1528	1498	1366	1162	1317	1405	1382	1704	2029	2135	2029	1704	1382	
G 70.0	991	1098	1135	1077	982	1036	1255	1449	1580	1677	1580	1449	1255	
G 75.0	832	862	833	787	841	901	971	1161	1376	1564	1376	1161	971	
G 80.0	544	593	632	666	721	793	880	985	1093	1210	1093	985	880	
G 85.0	296	355	398	417	420	474	594	720	817	892	817	720	594	
G 90.0	46	45	46	48	52	58	69	87	124	230	124	87	69	

Luminaire

Code 90719L132

Name ROFY 60 SQ L1342W286 GCONTROL+ 840 LO

Measurement

Code 9/8/2023

Name ROFY 60 SQ L1342W286 GCONTROL+ 840 LO

Luminaire Flux		5326 lm		Luminaire Power		41.5 W		Efficacy		128.331 lm/W		Efficiency		71.82%	
Source Flux		7415 lm		Maximum value		365.10 cd/klm		Position		C=0.00 G=0.00		CG		Double Symmetrical	
Luminance cd/m2														Table 2/3	
	C 130.00	C 140.00	C 150.00	C 160.00	C 170.00	C 180.00	C 190.00	C 200.00	C 210.00	C 220.00	C 230.00	C 240.00	C 250.00		
G 0.0	7699	7699	7699	7699	7699	7699	7699	7699	7699	7699	7699	7699	7699	7699	7699
G 5.0	7493	7474	7461	7448	7444	7454	7444	7448	7461	7474	7493	7521	7552	7521	7552
G 10.0	7238	7199	7168	7148	7144	7155	7144	7148	7168	7199	7238	7286	7349	7286	7349
G 15.0	6925	6870	6833	6807	6800	6813	6800	6807	6833	6870	6925	7003	7097	7003	7097
G 20.0	6561	6488	6437	6417	6421	6443	6421	6417	6437	6488	6561	6656	6783	6656	6783
G 25.0	6158	6070	6010	5976	5969	5986	5969	5976	6010	6070	6158	6275	6420	6275	6420
G 30.0	5735	5630	5542	5487	5473	5497	5473	5487	5542	5630	5735	5853	5991	5853	5991
G 35.0	5267	5153	5056	4992	4968	4981	4968	4992	5056	5153	5267	5393	5536	5393	5536
G 40.0	4770	4653	4564	4506	4481	4489	4481	4506	4564	4653	4770	4912	5079	4912	5079
G 45.0	4267	4152	4076	4015	3996	4027	3996	4015	4076	4152	4267	4426	4607	4426	4607
G 50.0	3351	3223	3290	3281	3223	3174	3223	3281	3290	3223	3351	3665	3855	3665	3855
G 55.0	2065	2048	2273	2604	2683	2461	2683	2604	2273	2048	2065	2415	3079	2415	3079
G 60.0	1693	1604	1508	1800	2006	1949	2006	1800	1508	1604	1693	1775	2250	1775	2250
G 65.0	1405	1317	1162	1366	1498	1528	1498	1366	1162	1317	1405	1382	1704	1382	1704
G 70.0	1036	982	1077	1135	1098	991	1098	1135	1077	982	1036	1255	1449	1255	1449
G 75.0	901	841	787	833	862	832	862	833	787	841	901	971	1161	971	1161
G 80.0	793	721	666	632	593	544	593	632	666	721	793	880	985	880	985
G 85.0	474	420	417	398	355	296	355	398	417	420	474	594	720	594	720
G 90.0	58	52	48	46	45	46	45	46	48	52	58	69	87	69	87

Luminaire

Code 90719L132

Name ROFY 60 SQ L1342W286 GCONTROL+ 840 LO

Measurem.

Code 9/8/2023

Name ROFY 60 SQ L1342W286 GCONTROL+ 840 LO

Luminaire Flux	5326 lm	Luminaire Power	41.5 W	Efficacy	128.331 lm/W	Efficiency	71.82%
Source Flux	7415 lm	Maximum value	365.10 cd/klm	Position	C=0.00 G=0.00	CG	Double Symmetrical

Luminance cd/m2 Table 3/3

	C 260.00	C 270.00	C 280.00	C 290.00	C 300.00	C 310.00	C 320.00	C 330.00	C 340.00	C 350.00
G 0.0	7699	7699	7699	7699	7699	7699	7699	7699	7699	7699
G 5.0	7587	7626	7587	7552	7521	7493	7474	7461	7448	7444
G 10.0	7416	7482	7416	7349	7286	7238	7199	7168	7148	7144
G 15.0	7196	7301	7196	7097	7003	6925	6870	6833	6807	6800
G 20.0	6924	7069	6924	6783	6656	6561	6488	6437	6417	6421
G 25.0	6580	6750	6580	6420	6275	6158	6070	6010	5976	5969
G 30.0	6161	6362	6161	5991	5853	5735	5630	5542	5487	5473
G 35.0	5712	5927	5712	5536	5393	5267	5153	5056	4992	4968
G 40.0	5271	5490	5271	5079	4912	4770	4653	4564	4506	4481
G 45.0	4814	5052	4814	4607	4426	4267	4152	4076	4015	3996
G 50.0	3999	4190	3999	3855	3665	3351	3223	3290	3281	3223
G 55.0	3478	3404	3478	3079	2415	2065	2048	2273	2604	2683
G 60.0	2666	2785	2666	2250	1775	1693	1604	1508	1800	2006
G 65.0	2029	2135	2029	1704	1382	1405	1317	1162	1366	1498
G 70.0	1580	1677	1580	1449	1255	1036	982	1077	1135	1098
G 75.0	1376	1564	1376	1161	971	901	841	787	833	862
G 80.0	1093	1210	1093	985	880	793	721	666	632	593
G 85.0	817	892	817	720	594	474	420	417	398	355
G 90.0	124	230	124	87	69	58	52	48	46	45