

Luminaire

Code 90720L132

Name ROFY 60 SQ L1342W286 LIGHT+ 840 HO

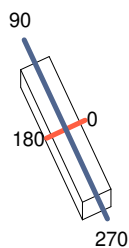
Measurem.

Code 9/8/2023

Name ROFY 60 SQ L1342W286 LIGHT+ 840 HO

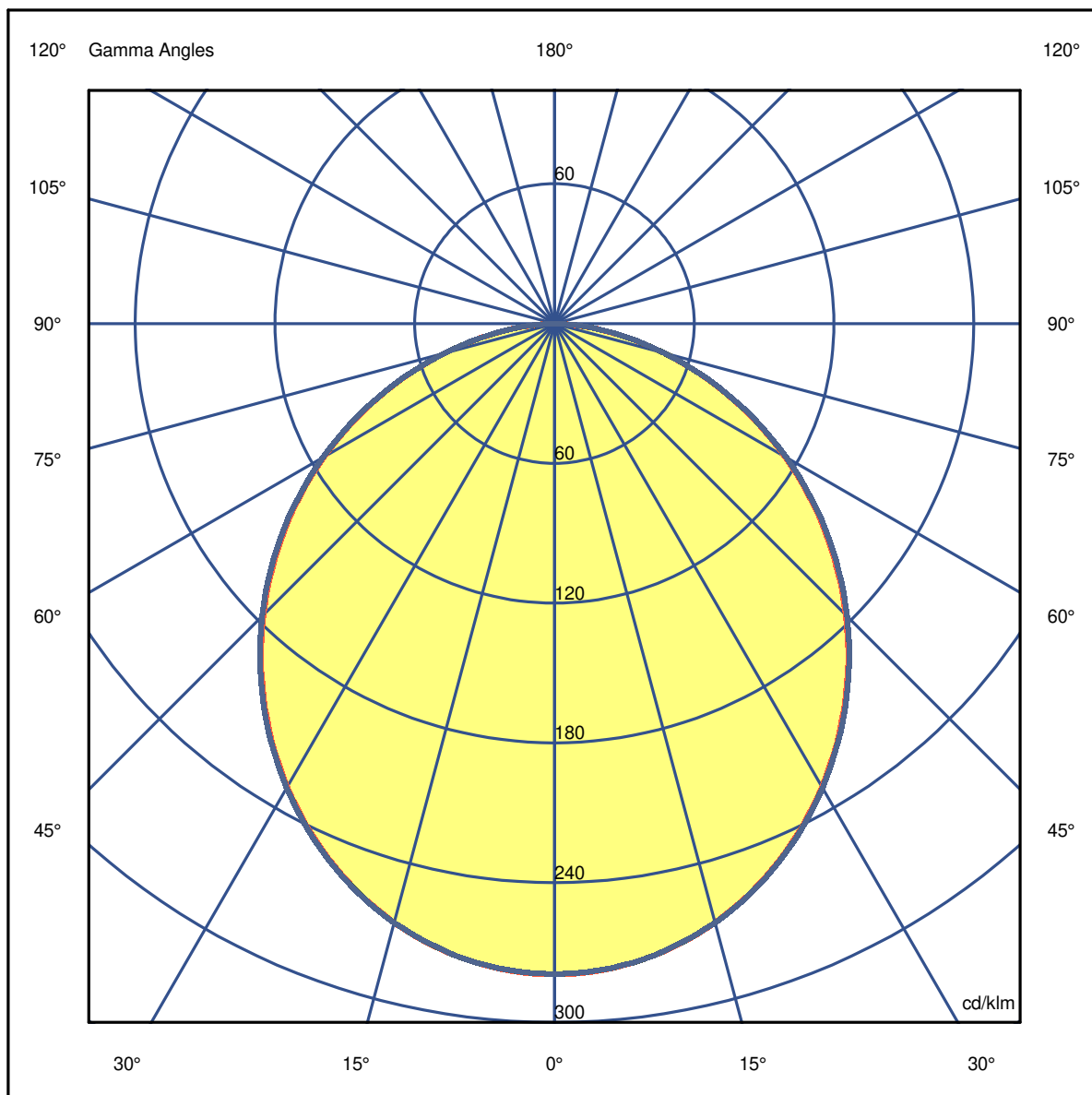
Luminaire Flux	7940 lm	Luminaire Power	56.2 W	Efficacy	141.235 lm/W	Efficiency	76.28%
Source Flux	10410 lm	Maximum value	279.30 cd/klm	Position	C=0.00 G=1.00	CG	Double Symmetrical

1342mm x 286mm



C Halfplanes

180.0 — 0.0
270.0 — 90.0



Luminaire

Code 90720L132

Name ROFY 60 SQ L1342W286 LIGHT+ 840 HO

Measurem.

Code 9/8/2023

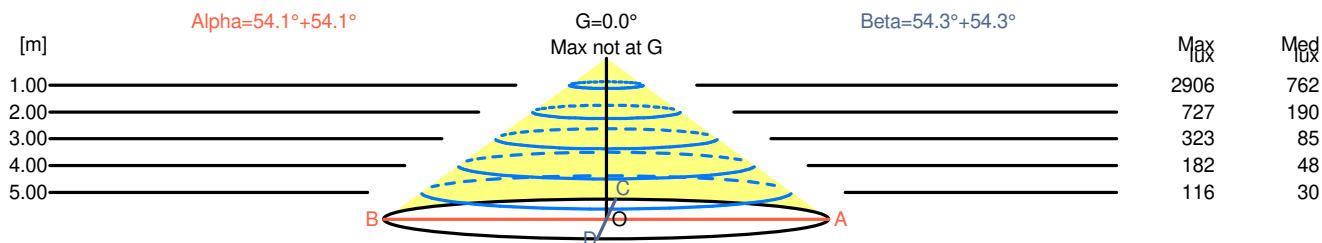
Name ROFY 60 SQ L1342W286 LIGHT+ 840 HO

Luminaire Flux	7940 lm	Luminaire Power	56.2 W	Efficacy	141.235 lm/W	Efficiency	76.28%
Source Flux	10410 lm	Maximum value	279.30 cd/klm	Position	C=0.00 G=1.00	CG	Double Symmetrical

Width at 50.00 % of Max Intensity

H[m]	1.00	2.00	3.00	4.00	5.00	H[m]	1.00	2.00	3.00	4.00	5.00
OA	1.38	2.77	4.15	5.53	6.91	OC	1.39	2.79	4.18	5.57	6.96
OB	1.38	2.77	4.15	5.53	6.91	OD	1.39	2.79	4.18	5.57	6.96

	0	5	15	25	35	45	55	65	75	85
OA	2906.47	2892.94	2771.14	2537.96	2221.49	1840.49	1413.68	960.84	508.01	120.76
OB	2906.47	2892.94	2771.14	2537.96	2221.49	1840.49	1413.68	960.84	508.01	120.76
OC	2906.47	2891.90	2771.14	2543.16	2228.78	1848.82	1422.01	965.01	508.01	125.96
OD	2906.47	2891.90	2771.14	2543.16	2228.78	1848.82	1422.01	965.01	508.01	125.96



H[m]	D[m]	Max lux	Med lux	Alpha=54.1°+54.1°	G=0.0 Max not at G	
1.00	2.77	2906	762			
2.00	5.53	727	190			
3.00	8.30	323	85			
4.00	11.06	182	48			
5.00	13.83	116	30			

H[m]	D[m]	Max lux	Med lux	Beta=54.3°+54.3°	G=0.0 Max not at G	
1.00	2.79	2906	762			
2.00	5.57	727	190			
3.00	8.36	323	85			
4.00	11.14	182	48			
5.00	13.93	116	30			

Luminaire

Code 90720L132

Name ROFY 60 SQ L1342W286 LIGHT+ 840 HO

Measurem.

Code 9/8/2023

Name ROFY 60 SQ L1342W286 LIGHT+ 840 HO

Luminaire Flux	7940 lm	Luminaire Power	56.2 W	Efficacy	141.235 lm/W	Efficiency	76.28%
Source Flux	10410 lm	Maximum value	279.30 cd/klm	Position	C=0.00 G=1.00	CG	Double Symmetrical

UGR
S = 0.250

Reflectancies										
Ceiling/Cavity	0.7	0.7	0.5	0.5	0.3	0.7	0.7	0.5	0.5	0.3
Walls	0.5	0.3	0.5	0.3	0.3	0.5	0.3	0.5	0.3	0.3
Working Plane	0.2	0.2	0.2	0.2	0.2	0.2	0.2	0.2	0.2	0.2
Room Dimensions	Lateral View					Viewed Endwise				
x=2H y=2H	18.1	19.4	18.3	19.6	19.8	18.7	20.0	19.0	20.2	20.5
x=2H y=3H	19.3	20.5	19.6	20.8	21.0	20.1	21.3	20.5	21.6	21.9
x=2H y=4H	19.7	20.9	20.1	21.2	21.4	20.7	21.8	21.0	22.1	22.4
x=2H y=6H	20.0	21.0	20.3	21.3	21.7	21.0	22.1	21.4	22.4	22.7
x=2H y=8H	20.1	21.0	20.4	21.4	21.7	21.1	22.1	21.5	22.4	22.8
x=2H y=12H	20.1	21.0	20.4	21.3	21.7	21.2	22.1	21.6	22.5	22.8
x=4H y=2H	18.7	19.8	19.0	20.1	20.4	19.2	20.3	19.5	20.6	20.9
x=4H y=3H	20.1	21.1	20.5	21.4	21.7	20.8	21.7	21.2	22.1	22.4
x=4H y=4H	20.6	21.5	21.0	21.8	22.2	21.4	22.3	21.8	22.6	23.0
x=4H y=6H	21.0	21.7	21.4	22.1	22.5	21.9	22.7	22.3	23.0	23.4
x=4H y=8H	21.1	21.8	21.5	22.2	22.6	22.1	22.7	22.5	23.1	23.6
x=4H y=12H	21.1	21.7	21.6	22.1	22.6	22.2	22.8	22.6	23.2	23.6
x=8H y=4H	20.9	21.6	21.3	22.0	22.4	21.6	22.3	22.0	22.7	23.1
x=8H y=6H	21.3	21.9	21.8	22.3	22.8	22.2	22.7	22.6	23.2	23.6
x=8H y=8H	21.5	21.9	21.9	22.4	22.9	22.4	22.9	22.9	23.3	23.8
x=8H y=12H	21.5	21.9	22.0	22.4	22.9	22.5	22.9	23.0	23.4	23.9
x=12H y=4H	20.9	21.5	21.3	21.9	22.4	21.6	22.2	22.1	22.6	23.1
x=12H y=6H	21.4	21.8	21.8	22.3	22.8	22.2	22.7	22.7	23.1	23.6
x=12H y=8H	21.5	21.9	22.0	22.4	22.9	22.4	22.8	22.9	23.3	23.8

Luminaire

Code 90720L132

Name ROFY 60 SQ L1342W286 LIGHT+ 840 HO

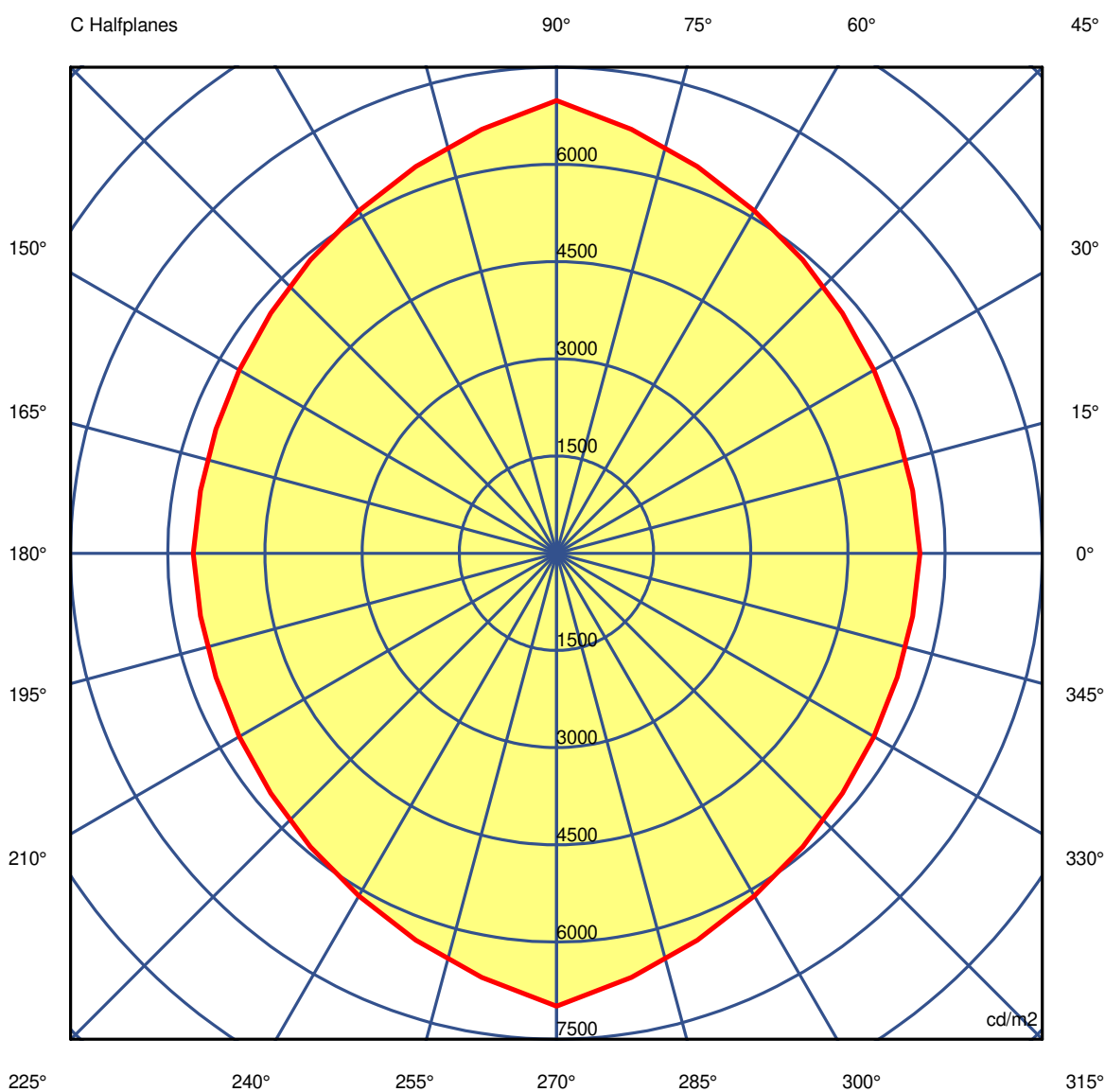
Measurem.

Code 9/8/2023

Name ROFY 60 SQ L1342W286 LIGHT+ 840 HO

Luminaire Flux	7940 lm	Luminaire Power	56.2 W	Efficacy	141.235 lm/W	Efficiency	76.28%
Source Flux	10410 lm	Maximum value	279.30 cd/klm	Position	C=0.00 G=1.00	CG Double Symmetrical	

Luminance



45.0°

Luminaire

Code 90720L132

Name ROFY 60 SQ L1342W286 LIGHT+ 840 HO

Measurem.

Code 9/8/2023

Name ROFY 60 SQ L1342W286 LIGHT+ 840 HO

Luminaire Flux	7940 lm		Luminaire Power		56.2 W		Efficacy		141.235 lm/W		Efficiency		76.28%	
Source Flux	10410 lm		Maximum value		279.30 cd/klm		Position		C=0.00 G=1.00		CG		Double Symmetrical	
Luminance cd/m2														
Table 1/3														
	C 0.00	C 10.00	C 20.00	C 30.00	C 40.00	C 50.00	C 60.00	C 70.00	C 80.00	C 90.00	C 100.00	C 110.00	C 120.00	
G 0.0	8265	8265	8265	8265	8265	8265	8265	8265	8265	8265	8265	8265	8265	
G 5.0	8034	8022	8024	8035	8047	8067	8097	8131	8168	8209	8168	8131	8097	
G 10.0	7780	7765	7769	7791	7820	7857	7909	7977	8050	8123	8050	7977	7909	
G 15.0	7515	7499	7504	7529	7570	7629	7707	7802	7907	8020	7907	7802	7707	
G 20.0	7227	7212	7221	7253	7309	7386	7484	7608	7746	7893	7746	7608	7484	
G 25.0	6931	6913	6925	6966	7027	7120	7245	7393	7561	7747	7561	7393	7245	
G 30.0	6629	6606	6618	6663	6736	6843	6986	7161	7362	7587	7362	7161	6986	
G 35.0	6302	6276	6291	6344	6430	6554	6717	6914	7143	7404	7143	6914	6717	
G 40.0	5967	5942	5956	6009	6106	6243	6421	6644	6906	7201	6906	6644	6421	
G 45.0	5609	5580	5596	5658	5763	5911	6107	6354	6646	6986	6646	6354	6107	
G 50.0	5226	5198	5216	5282	5390	5551	5768	6033	6355	6742	6355	6033	5768	
G 55.0	4813	4783	4802	4871	4986	5152	5379	5675	6033	6457	6033	5675	5379	
G 60.0	4352	4325	4344	4412	4534	4712	4950	5253	5638	6121	5638	5253	4950	
G 65.0	3836	3802	3820	3889	4010	4188	4432	4754	5171	5707	5171	4754	4432	
G 70.0	3231	3195	3219	3296	3412	3587	3833	4153	4588	5186	4588	4153	3833	
G 75.0	2546	2513	2533	2603	2710	2876	3113	3430	3871	4501	3871	3430	3113	
G 80.0	1752	1735	1747	1790	1877	2020	2233	2528	2964	3635	2964	2528	2233	
G 85.0	847	828	836	870	923	1010	1148	1384	1743	2369	1743	1384	1148	
G 90.0	111	109	110	115	124	136	151	192	274	506	274	192	151	

Luminaire

Code 90720L132

Name ROFY 60 SQ L1342W286 LIGHT+ 840 HO

Measurement

Code 9/8/2023

Name ROFY 60 SQ L1342W286 LIGHT+ 840 HO

Luminaire Flux	7940 lm		Luminaire Power		56.2 W		Efficacy		141.235 lm/W		Efficiency		76.28%	
Source Flux	10410 lm		Maximum value		279.30 cd/klm		Position		C=0.00 G=1.00		CG		Double Symmetrical	
Luminance cd/m2														
Table 2/3														
	C 130.00	C 140.00	C 150.00	C 160.00	C 170.00	C 180.00	C 190.00	C 200.00	C 210.00	C 220.00	C 230.00	C 240.00	C 250.00	
G 0.0	8265	8265	8265	8265	8265	8265	8265	8265	8265	8265	8265	8265	8265	
G 5.0	8067	8047	8035	8024	8022	8034	8022	8024	8035	8047	8067	8097	8131	
G 10.0	7857	7820	7791	7769	7765	7780	7765	7769	7791	7820	7857	7909	7977	
G 15.0	7629	7570	7529	7504	7499	7515	7499	7504	7529	7570	7629	7707	7802	
G 20.0	7386	7309	7253	7221	7212	7227	7212	7221	7253	7309	7386	7484	7608	
G 25.0	7120	7027	6966	6925	6913	6931	6913	6925	6966	7027	7120	7245	7393	
G 30.0	6843	6736	6663	6618	6606	6629	6606	6618	6663	6736	6843	6986	7161	
G 35.0	6554	6430	6344	6291	6276	6302	6276	6291	6344	6430	6554	6717	6914	
G 40.0	6243	6106	6009	5956	5942	5967	5942	5956	6009	6106	6243	6421	6644	
G 45.0	5911	5763	5658	5596	5580	5609	5580	5596	5658	5763	5911	6107	6354	
G 50.0	5551	5390	5282	5216	5198	5226	5198	5216	5282	5390	5551	5768	6033	
G 55.0	5152	4986	4871	4802	4783	4813	4783	4802	4871	4986	5152	5379	5675	
G 60.0	4712	4534	4412	4344	4325	4352	4325	4344	4412	4534	4712	4950	5253	
G 65.0	4188	4010	3889	3820	3802	3836	3802	3820	3889	4010	4188	4432	4754	
G 70.0	3587	3412	3296	3219	3195	3231	3195	3219	3296	3412	3587	3833	4153	
G 75.0	2876	2710	2603	2533	2513	2546	2513	2533	2603	2710	2876	3113	3430	
G 80.0	2020	1877	1790	1747	1735	1752	1735	1747	1790	1877	2020	2233	2528	
G 85.0	1010	923	870	836	828	847	828	836	870	923	1010	1148	1384	
G 90.0	136	124	115	110	109	111	109	110	115	124	136	151	192	

Luminaire

Code 90720L132

Name ROFY 60 SQ L1342W286 LIGHT+ 840 HO

Measurem.

Code 9/8/2023

Name ROFY 60 SQ L1342W286 LIGHT+ 840 HO

Luminaire Flux	7940 lm	Luminaire Power	56.2 W	Efficacy	141.235 lm/W	Efficiency	76.28%
Source Flux	10410 lm	Maximum value	279.30 cd/klm	Position	C=0.00 G=1.00	CG	Double Symmetrical

Luminance cd/m2 Table 3/3

	C 260.00	C 270.00	C 280.00	C 290.00	C 300.00	C 310.00	C 320.00	C 330.00	C 340.00	C 350.00
G 0.0	8265	8265	8265	8265	8265	8265	8265	8265	8265	8265
G 5.0	8168	8209	8168	8131	8097	8067	8047	8035	8024	8022
G 10.0	8050	8123	8050	7977	7909	7857	7820	7791	7769	7765
G 15.0	7907	8020	7907	7802	7707	7629	7570	7529	7504	7499
G 20.0	7746	7893	7746	7608	7484	7386	7309	7253	7221	7212
G 25.0	7561	7747	7561	7393	7245	7120	7027	6966	6925	6913
G 30.0	7362	7587	7362	7161	6986	6843	6736	6663	6618	6606
G 35.0	7143	7404	7143	6914	6717	6554	6430	6344	6291	6276
G 40.0	6906	7201	6906	6644	6421	6243	6106	6009	5956	5942
G 45.0	6646	6986	6646	6354	6107	5911	5763	5658	5596	5580
G 50.0	6355	6742	6355	6033	5768	5551	5390	5282	5216	5198
G 55.0	6033	6457	6033	5675	5379	5152	4986	4871	4802	4783
G 60.0	5638	6121	5638	5253	4950	4712	4534	4412	4344	4325
G 65.0	5171	5707	5171	4754	4432	4188	4010	3889	3820	3802
G 70.0	4588	5186	4588	4153	3833	3587	3412	3296	3219	3195
G 75.0	3871	4501	3871	3430	3113	2876	2710	2603	2533	2513
G 80.0	2964	3635	2964	2528	2233	2020	1877	1790	1747	1735
G 85.0	1743	2369	1743	1384	1148	1010	923	870	836	828
G 90.0	274	506	274	192	151	136	124	115	110	109