

**Luminaire**

Code 90721L812

Name ROFY 60 SQ L0814W286 LIGHT+ K3 830 LO

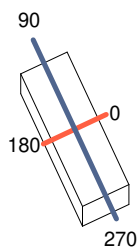
**Measurem.**

Code 9/8/2023

Name ROFY 60 SQ L0814W286 LIGHT+ K3 830 LO

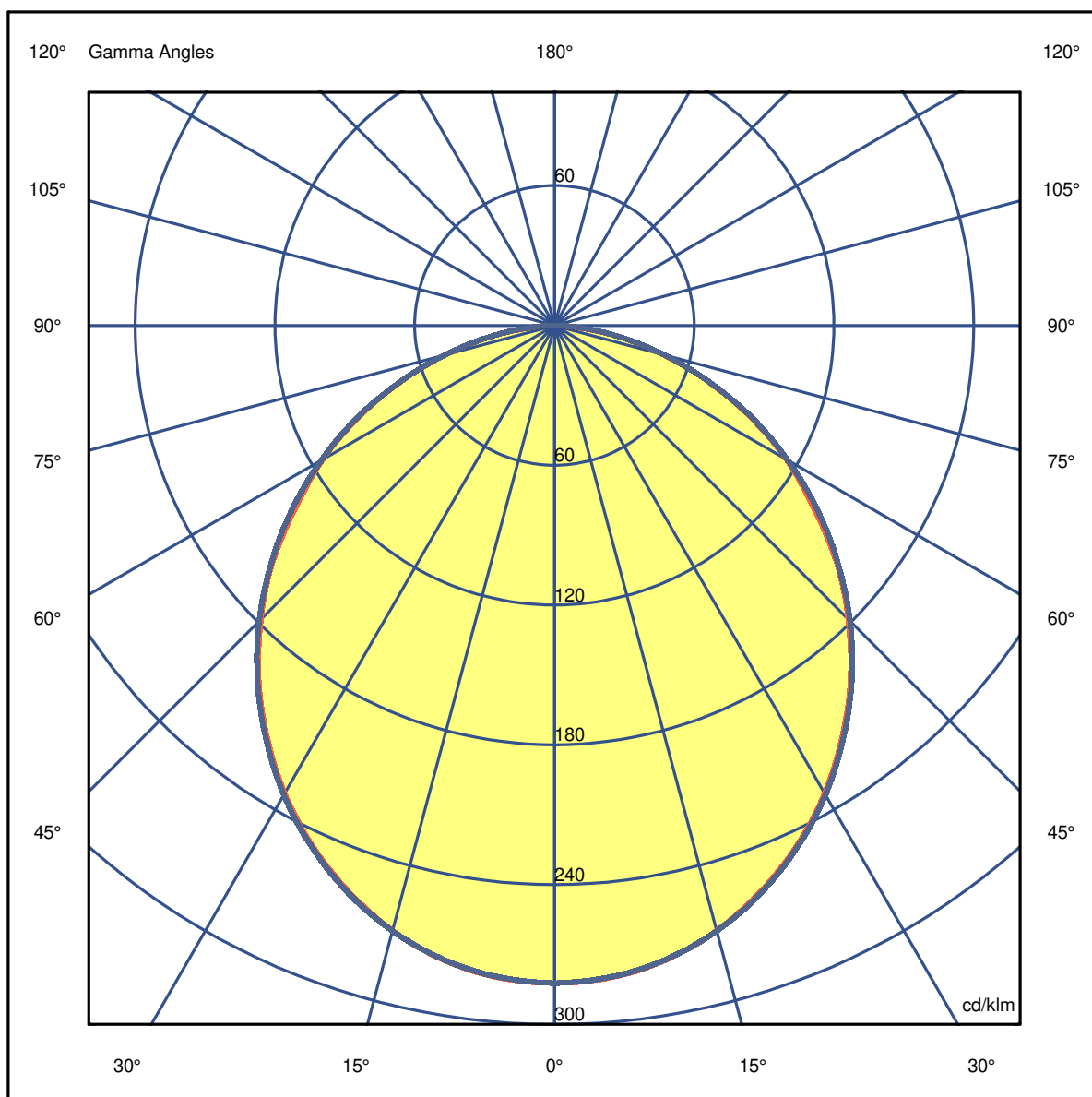
Luminaire Flux	3270 lm	Luminaire Power	25.7 W	Efficacy	127.105 lm/W	Efficiency	76.99%
Source Flux	4248 lm	Maximum value	282.30 cd/klm	Position	C=0.00 G=0.00	CG	Double Symmetrical

814mm x 286mm



C Halfplanes

180.0 ————— 0.0  
270.0 ————— 90.0



**Luminaire**

Code 90721L812

Name ROFY 60 SQ L0814W286 LIGHT+ K3 830 LO

**Measurem.**

Code 9/8/2023

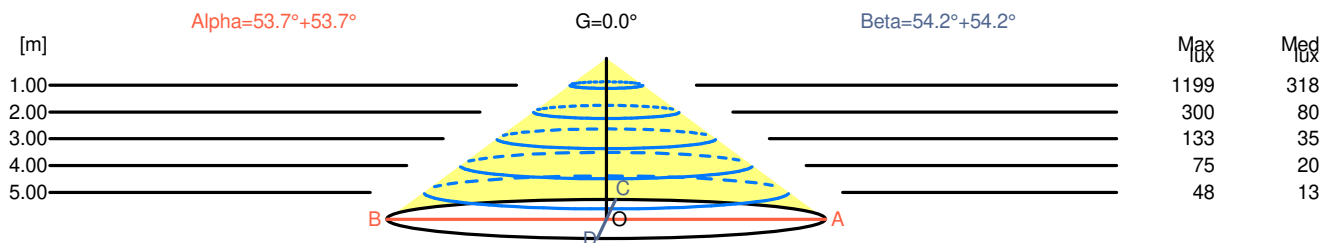
Name ROFY 60 SQ L0814W286 LIGHT+ K3 830 LO

Luminaire Flux	3270 lm	Luminaire Power	25.7 W	Efficacy	127.105 lm/W	Efficiency	76.99%
Source Flux	4248 lm	Maximum value	282.30 cd/klm	Position	C=0.00 G=0.00	CG	Double Symmetrical

Width at 50.00 % of Max Intensity

H[m]	1.00	2.00	3.00	4.00	5.00	H[m]	1.00	2.00	3.00	4.00	5.00
OA	1.36	2.73	4.09	5.45	6.82	OC	1.39	2.77	4.16	5.55	6.93
OB	1.36	2.73	4.09	5.45	6.82	OD	1.39	2.77	4.16	5.55	6.93

	0	5	15	25	35	45	55	65	75	85
OA	1199.21	1192.84	1142.29	1046.28	915.02	757.84	576.03	394.21	206.45	47.58
OB	1199.21	1192.84	1142.29	1046.28	915.02	757.84	576.03	394.21	206.45	47.58
OC	1199.21	1191.99	1142.71	1048.83	918.42	762.09	584.95	396.76	208.15	50.13
OD	1199.21	1191.99	1142.71	1048.83	918.42	762.09	584.95	396.76	208.15	50.13



H[m]	D[m]	Max lux	Med lux	Alpha=53.7°+53.7°	G=0.0	
1.00	2.73	1199	318			
2.00	5.45	300	80			
3.00	8.18	133	35			
4.00	10.91	75	20			
5.00	13.64	48	13			

H[m]	D[m]	Max lux	Med lux	Beta=54.2°+54.2°	G=0.0	
1.00	2.77	1199	318			
2.00	5.55	300	80			
3.00	8.32	133	35			
4.00	11.09	75	20			
5.00	13.87	48	13			

**Luminaire**

Code 90721L812

Name ROFY 60 SQ L0814W286 LIGHT+ K3 830 LO

**Measurem.**

Code 9/8/2023

Name ROFY 60 SQ L0814W286 LIGHT+ K3 830 LO

Luminaire Flux	3270 lm	Luminaire Power	25.7 W	Efficacy	127.105 lm/W	Efficiency	76.99%
Source Flux	4248 lm	Maximum value	282.30 cd/klm	Position	C=0.00 G=0.00	CG	Double Symmetrical

**UGR**  
S = 0.250

Reflectancies										
Ceiling/Cavity	0.7	0.7	0.5	0.5	0.3	0.7	0.7	0.5	0.5	0.3
Walls	0.5	0.3	0.5	0.3	0.3	0.5	0.3	0.5	0.3	0.3
Working Plane	0.2	0.2	0.2	0.2	0.2	0.2	0.2	0.2	0.2	0.2
Room Dimensions	Lateral View					Viewed Endwise				
x=2H y=2H	16.7	18.0	17.0	18.2	18.5	17.2	18.5	17.5	18.7	19.0
x=2H y=3H	17.9	19.1	18.3	19.4	19.7	18.6	19.8	18.9	20.0	20.3
x=2H y=4H	18.4	19.5	18.7	19.8	20.1	19.1	20.2	19.4	20.5	20.8
x=2H y=6H	18.6	19.7	19.0	19.9	20.3	19.4	20.5	19.8	20.8	21.1
x=2H y=8H	18.7	19.7	19.0	20.0	20.3	19.5	20.5	19.9	20.8	21.2
x=2H y=12H	18.7	19.6	19.1	19.9	20.3	19.6	20.5	19.9	20.8	21.2
x=4H y=2H	17.3	18.4	17.6	18.7	19.0	17.7	18.8	18.0	19.1	19.4
x=4H y=3H	18.7	19.7	19.1	20.0	20.3	19.3	20.2	19.6	20.5	20.9
x=4H y=4H	19.2	20.1	19.6	20.4	20.8	19.9	20.7	20.3	21.1	21.5
x=4H y=6H	19.6	20.3	20.0	20.7	21.1	20.3	21.1	20.7	21.4	21.8
x=4H y=8H	19.7	20.3	20.1	20.7	21.2	20.4	21.1	20.9	21.5	21.9
x=4H y=12H	19.7	20.3	20.1	20.7	21.2	20.5	21.1	20.9	21.5	22.0
x=8H y=4H	19.5	20.1	19.9	20.5	21.0	20.0	20.7	20.5	21.1	21.5
x=8H y=6H	19.9	20.4	20.3	20.9	21.3	20.6	21.1	21.0	21.5	22.0
x=8H y=8H	20.0	20.5	20.5	20.9	21.4	20.7	21.2	21.2	21.7	22.1
x=8H y=12H	20.1	20.5	20.6	21.0	21.5	20.8	21.3	21.3	21.7	22.2
x=12H y=4H	19.5	20.1	19.9	20.5	20.9	20.0	20.7	20.5	21.1	21.5
x=12H y=6H	19.9	20.4	20.4	20.9	21.3	20.6	21.1	21.1	21.5	22.0
x=12H y=8H	20.1	20.5	20.5	20.9	21.4	20.8	21.2	21.3	21.7	22.2

**Luminaire**

Code 90721L812

Name ROFY 60 SQ L0814W286 LIGHT+ K3 830 LO

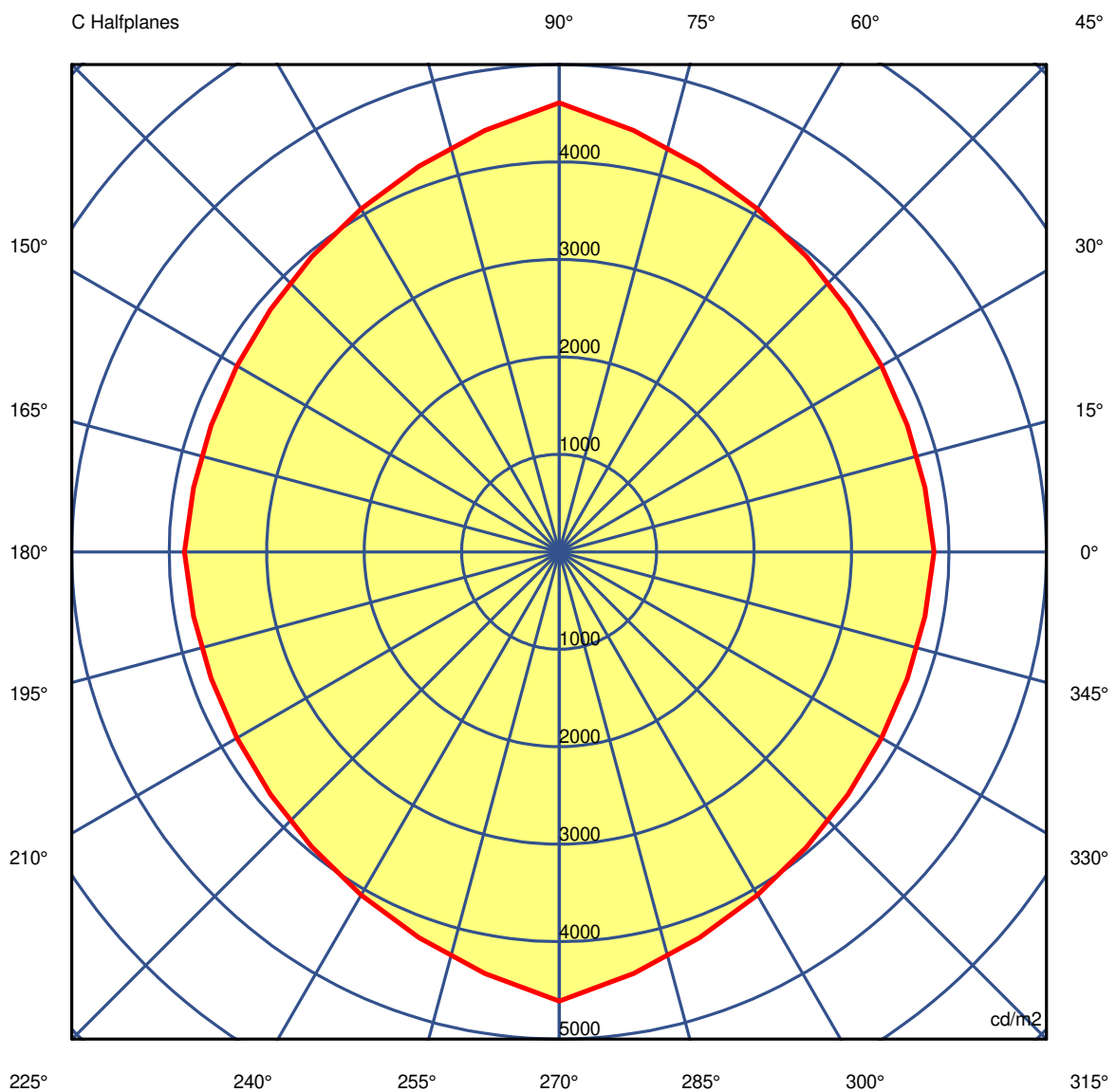
**Measurem.**

Code 9/8/2023

Name ROFY 60 SQ L0814W286 LIGHT+ K3 830 LO

Luminaire Flux	3270 lm	Luminaire Power	25.7 W	Efficacy	127.105 lm/W	Efficiency	76.99%
Source Flux	4248 lm	Maximum value	282.30 cd/klm	Position	C=0.00 G=0.00	CG Double Symmetrical	

Luminance



45.0°

**Luminaire**

Code 90721L812

Name ROFY 60 SQ L0814W286 LIGHT+ K3 830 LO

**Measurement**

Code 9/8/2023

Name ROFY 60 SQ L0814W286 LIGHT+ K3 830 LO

Luminaire Flux	3270 lm		Luminaire Power		25.7 W		Efficacy		127.105 lm/W		Efficiency		76.99%	
Source Flux	4248 lm		Maximum value		282.30 cd/klm		Position		C=0.00 G=0.00		CG		Double Symmetrical	
Luminance cd/m2														
Table 1/3														
	C 0.00	C 10.00	C 20.00	C 30.00	C 40.00	C 50.00	C 60.00	C 70.00	C 80.00	C 90.00	C 100.00	C 110.00	C 120.00	
G 0.0	5678	5678	5678	5678	5678	5678	5678	5678	5678	5678	5678	5678	5678	
G 5.0	5515	5510	5509	5510	5516	5529	5547	5569	5591	5613	5591	5569	5547	
G 10.0	5342	5331	5329	5334	5351	5374	5403	5442	5487	5536	5487	5442	5403	
G 15.0	5158	5140	5136	5144	5165	5199	5244	5302	5370	5445	5370	5302	5244	
G 20.0	4958	4941	4936	4947	4975	5019	5077	5154	5243	5340	5243	5154	5077	
G 25.0	4757	4734	4728	4740	4774	4826	4898	4991	5099	5219	5099	4991	4898	
G 30.0	4547	4520	4513	4527	4564	4624	4709	4813	4940	5088	4940	4813	4709	
G 35.0	4322	4291	4284	4302	4345	4409	4498	4624	4771	4938	4771	4624	4498	
G 40.0	4093	4056	4046	4062	4113	4190	4292	4429	4592	4782	4592	4429	4292	
G 45.0	3846	3809	3800	3819	3870	3952	4065	4211	4392	4609	4392	4211	4065	
G 50.0	3583	3541	3531	3554	3607	3693	3815	3971	4168	4410	4168	3971	3815	
G 55.0	3265	3250	3232	3233	3310	3405	3513	3697	3923	4188	3923	3697	3513	
G 60.0	2980	2933	2922	2948	3007	3099	3230	3406	3635	3923	3635	3406	3230	
G 65.0	2621	2578	2567	2588	2646	2738	2871	3056	3300	3615	3300	3056	2871	
G 70.0	2205	2161	2151	2174	2232	2324	2455	2634	2879	3213	2879	2634	2455	
G 75.0	1723	1686	1677	1699	1752	1838	1961	2132	2375	2721	2375	2132	1961	
G 80.0	1178	1150	1141	1153	1198	1268	1372	1530	1756	2083	1756	1530	1372	
G 85.0	556	537	531	536	565	612	683	790	955	1225	955	790	683	
G 90.0	63	60	60	61	64	70	80	96	125	188	125	96	80	

**Luminaire**

Code 90721L812

Name ROFY 60 SQ L0814W286 LIGHT+ K3 830 LO

**Measurement**

Code 9/8/2023

Name ROFY 60 SQ L0814W286 LIGHT+ K3 830 LO

Luminaire Flux	3270 lm		Luminaire Power		25.7 W		Efficacy		127.105 lm/W		Efficiency		76.99%	
Source Flux	4248 lm		Maximum value		282.30 cd/klm		Position		C=0.00 G=0.00		CG		Double Symmetrical	
Luminance cd/m2														
Table 2/3														
	C 130.00	C 140.00	C 150.00	C 160.00	C 170.00	C 180.00	C 190.00	C 200.00	C 210.00	C 220.00	C 230.00	C 240.00	C 250.00	
G 0.0	5678	5678	5678	5678	5678	5678	5678	5678	5678	5678	5678	5678	5678	
G 5.0	5529	5516	5510	5509	5510	5515	5510	5509	5510	5516	5529	5547	5569	
G 10.0	5374	5351	5334	5329	5331	5342	5331	5329	5334	5351	5374	5403	5442	
G 15.0	5199	5165	5144	5136	5140	5158	5140	5136	5144	5165	5199	5244	5302	
G 20.0	5019	4975	4947	4936	4941	4958	4941	4936	4947	4975	5019	5077	5154	
G 25.0	4826	4774	4740	4728	4734	4757	4734	4728	4740	4774	4826	4898	4991	
G 30.0	4624	4564	4527	4513	4520	4547	4520	4513	4527	4564	4624	4709	4813	
G 35.0	4409	4345	4302	4284	4291	4322	4291	4284	4302	4345	4409	4498	4624	
G 40.0	4190	4113	4062	4046	4056	4093	4056	4046	4062	4113	4190	4292	4429	
G 45.0	3952	3870	3819	3800	3809	3846	3809	3800	3819	3870	3952	4065	4211	
G 50.0	3693	3607	3554	3531	3541	3583	3541	3531	3554	3607	3693	3815	3971	
G 55.0	3405	3310	3233	3232	3250	3265	3250	3232	3233	3310	3405	3513	3697	
G 60.0	3099	3007	2948	2922	2933	2980	2933	2922	2948	3007	3099	3230	3406	
G 65.0	2738	2646	2588	2567	2578	2621	2578	2567	2588	2646	2738	2871	3056	
G 70.0	2324	2232	2174	2151	2161	2205	2161	2151	2174	2232	2324	2455	2634	
G 75.0	1838	1752	1699	1677	1686	1723	1686	1677	1699	1752	1838	1961	2132	
G 80.0	1268	1198	1153	1141	1150	1178	1150	1141	1153	1198	1268	1372	1530	
G 85.0	612	565	536	531	537	556	537	531	536	565	612	683	790	
G 90.0	70	64	61	60	60	63	60	60	61	64	70	80	96	

**Luminaire**

Code 90721L812

Name ROFY 60 SQ L0814W286 LIGHT+ K3 830 LO

**Measurem.**

Code 9/8/2023

Name ROFY 60 SQ L0814W286 LIGHT+ K3 830 LO

Luminaire Flux	3270 lm	Luminaire Power	25.7 W	Efficacy	127.105 lm/W	Efficiency	76.99%
Source Flux	4248 lm	Maximum value	282.30 cd/klm	Position	C=0.00 G=0.00	CG	Double Symmetrical

**Luminance cd/m2 Table 3/3**

	C 260.00	C 270.00	C 280.00	C 290.00	C 300.00	C 310.00	C 320.00	C 330.00	C 340.00	C 350.00
G 0.0	5678	5678	5678	5678	5678	5678	5678	5678	5678	5678
G 5.0	5591	5613	5591	5569	5547	5529	5516	5510	5509	5510
G 10.0	5487	5536	5487	5442	5403	5374	5351	5334	5329	5331
G 15.0	5370	5445	5370	5302	5244	5199	5165	5144	5136	5140
G 20.0	5243	5340	5243	5154	5077	5019	4975	4947	4936	4941
G 25.0	5099	5219	5099	4991	4898	4826	4774	4740	4728	4734
G 30.0	4940	5088	4940	4813	4709	4624	4564	4527	4513	4520
G 35.0	4771	4938	4771	4624	4498	4409	4345	4302	4284	4291
G 40.0	4592	4782	4592	4429	4292	4190	4113	4062	4046	4056
G 45.0	4392	4609	4392	4211	4065	3952	3870	3819	3800	3809
G 50.0	4168	4410	4168	3971	3815	3693	3607	3554	3531	3541
G 55.0	3923	4188	3923	3697	3513	3405	3310	3233	3232	3250
G 60.0	3635	3923	3635	3406	3230	3099	3007	2948	2922	2933
G 65.0	3300	3615	3300	3056	2871	2738	2646	2588	2567	2578
G 70.0	2879	3213	2879	2634	2455	2324	2232	2174	2151	2161
G 75.0	2375	2721	2375	2132	1961	1838	1752	1699	1677	1686
G 80.0	1756	2083	1756	1530	1372	1268	1198	1153	1141	1150
G 85.0	955	1225	955	790	683	612	565	536	531	537
G 90.0	125	188	125	96	80	70	64	61	60	60