

Luminaire

Code 90724Q460
Name CORA L60W60 4 BOPTICS K3 830 LO

Measurem.

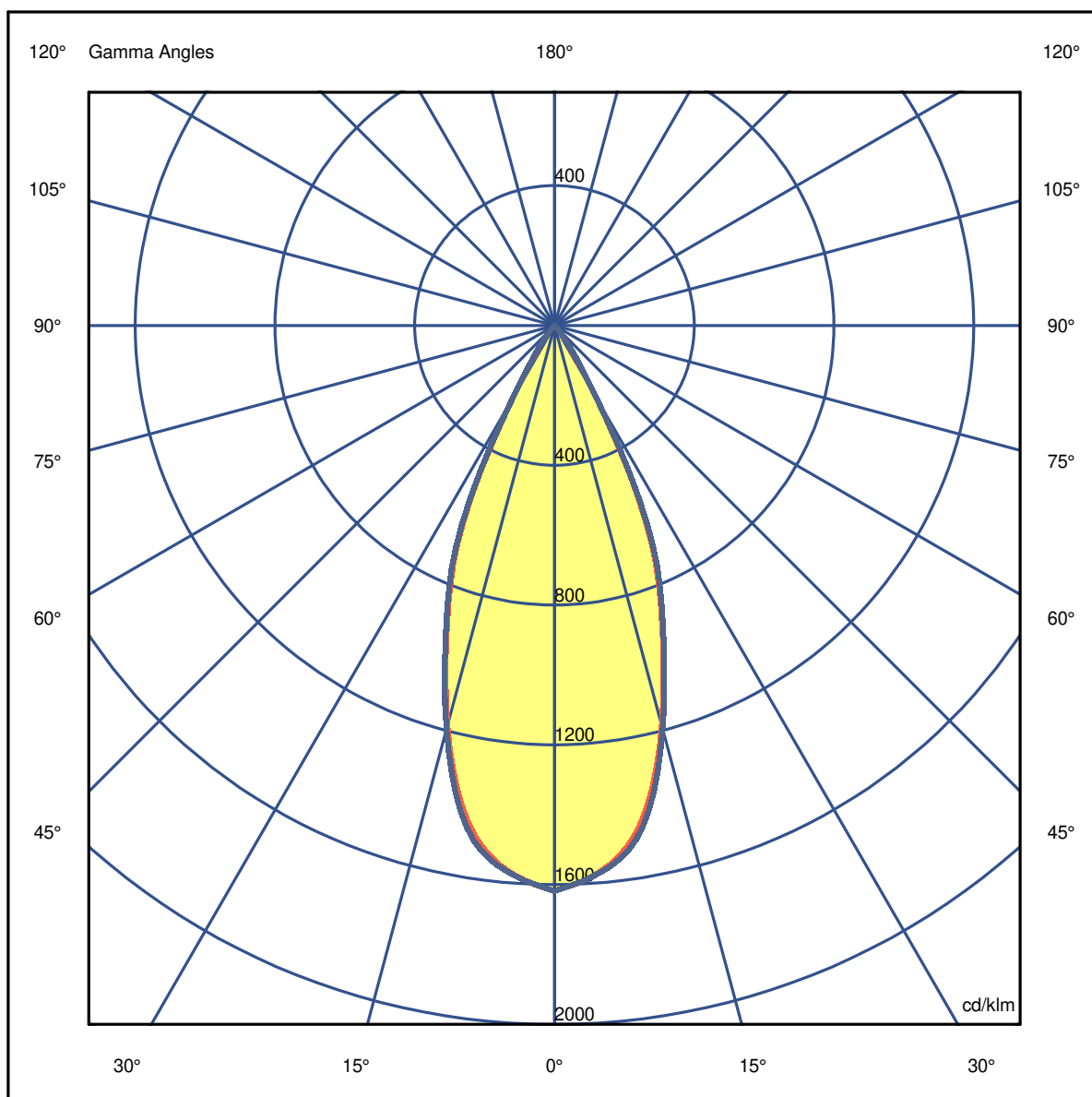
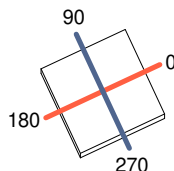
Code 28/7/2023
Name CORA L60W60 4 BOPTICS K3 830 LO

Luminaire Flux	3005 lm	Luminaire Power	23.1 W	Efficacy	130.093 lm/W	Efficiency	81.13%
Source Flux	3704 lm	Maximum value	1617.80 cd/klm	Position	C=0.00 G=0.00	CG	Double Symmetrical

597mm x 597mm

C Halfplanes

180.0 ————— 0.0
270.0 ————— 90.0



Luminaire

Code 90724Q460
Name CORA L60W60 4 BOPTICS K3 830 LO

Measurem.

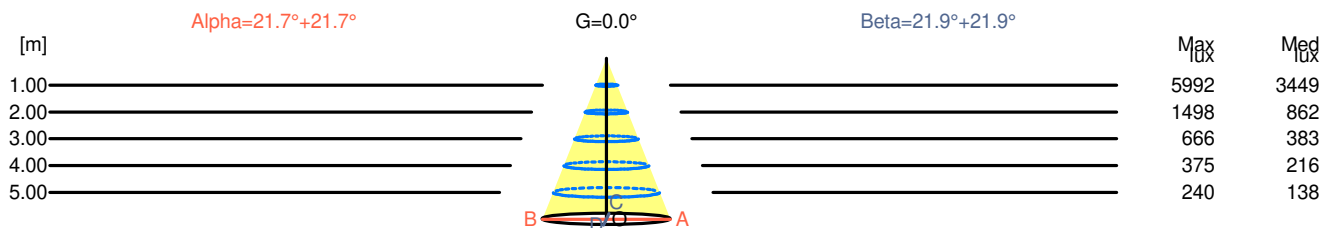
Code 28/7/2023
Name CORA L60W60 4 BOPTICS K3 830 LO

Luminaire Flux	3005 lm	Luminaire Power	23.1 W	Efficacy	130.093 lm/W	Efficiency	81.13%
Source Flux	3704 lm	Maximum value	1617.80 cd/klm	Position	C=0.00 G=0.00	CG	Double Symmetrical

Width at 50.00 % of Max Intensity

H[m]	1.00	2.00	3.00	4.00	5.00	H[m]	1.00	2.00	3.00	4.00	5.00
OA	0.40	0.80	1.19	1.59	1.99	OC	0.40	0.81	1.21	1.61	2.01
OB	0.40	0.80	1.19	1.59	1.99	OD	0.40	0.81	1.21	1.61	2.01

	0	5	15	25	35	45	55	65	75	85
OA	5992.33	5797.50	4388.50	2283.15	277.06	5.19	1.48	0.00	0.00	0.00
OB	5992.33	5797.50	4388.50	2283.15	277.06	5.19	1.48	0.00	0.00	0.00
OC	5992.33	5807.13	4429.98	2333.15	311.14	6.67	1.48	0.00	0.00	0.00
OD	5992.33	5807.13	4429.98	2333.15	311.14	6.67	1.48	0.00	0.00	0.00



H[m]	D[m]	Max lux	Med lux	Alpha=21.7°+21.7°	G=0.0	
1.00	0.80	5992	3449			
2.00	1.59	1498	862			
3.00	2.39	666	383			
4.00	3.19	375	216			
5.00	3.98	240	138			

H[m]	D[m]	Max lux	Med lux	Beta=21.9°+21.9°	G=0.0	
1.00	0.81	5992	3449			
2.00	1.61	1498	862			
3.00	2.42	666	383			
4.00	3.22	375	216			
5.00	4.03	240	138			

Luminaire

Code 90724Q460
Name CORA L60W60 4 BOPTICS K3 830 LO

Measurem.

Code 28/7/2023
Name CORA L60W60 4 BOPTICS K3 830 LO

Luminaire Flux	3005 lm	Luminaire Power	23.1 W	Efficacy	130.093 lm/W	Efficiency	81.13%
Source Flux	3704 lm	Maximum value	1617.80 cd/klm	Position	C=0.00 G=0.00	CG	Double Symmetrical

UGR
S = 0.250

Reflectancies										
Ceiling/Cavity	0.7	0.7	0.5	0.5	0.3	0.7	0.7	0.5	0.5	0.3
Walls	0.5	0.3	0.5	0.3	0.3	0.5	0.3	0.5	0.3	0.3
Working Plane	0.2	0.2	0.2	0.2	0.2	0.2	0.2	0.2	0.2	0.2
Room Dimensions										
Lateral View					Viewed Endwise					
x=2H y=2H	0.6	1.2	0.8	1.4	1.6	0.9	1.5	1.1	1.7	1.9
x=2H y=3H	0.5	1.0	0.7	1.3	1.5	0.7	1.3	1.0	1.6	1.8
x=2H y=4H	0.4	0.9	0.7	1.2	1.4	0.7	1.2	1.0	1.5	1.7
x=2H y=6H	0.3	0.8	0.6	1.1	1.4	0.6	1.1	0.9	1.4	1.7
x=2H y=8H	0.3	0.8	0.6	1.1	1.3	0.6	1.0	0.9	1.3	1.6
x=2H y=12H	0.2	0.7	0.6	1.0	1.3	0.5	1.0	0.9	1.3	1.6
x=4H y=2H	0.4	0.9	0.7	1.2	1.4	0.7	1.2	1.0	1.5	1.7
x=4H y=3H	0.2	0.7	0.6	1.0	1.3	0.5	1.0	0.9	1.3	1.6
x=4H y=4H	0.2	0.6	0.6	0.9	1.2	0.4	0.8	0.8	1.2	1.5
x=4H y=6H	0.1	0.4	0.5	0.8	1.2	0.4	0.7	0.8	1.0	1.4
x=4H y=8H	0.1	0.3	0.5	0.7	1.1	0.3	0.6	0.8	1.0	1.4
x=4H y=12H	0.0	0.3	0.5	0.6	1.1	0.3	0.5	0.7	0.9	1.4
x=8H y=4H	0.1	0.3	0.5	0.7	1.1	0.3	0.6	0.8	1.0	1.4
x=8H y=6H	< 0	0.2	0.4	0.6	1.0	0.2	0.4	0.7	0.9	1.3
x=8H y=8H	< 0	0.1	0.4	0.5	1.0	0.2	0.4	0.7	0.8	1.3
x=8H y=12H	< 0	< 0	0.3	0.5	1.0	0.1	0.3	0.6	0.7	1.2
x=12H y=4H	0.0	0.3	0.5	0.6	1.1	0.3	0.5	0.7	0.9	1.4
x=12H y=6H	< 0	0.1	0.4	0.5	1.0	0.2	0.4	0.7	0.8	1.3
x=12H y=8H	< 0	< 0	0.3	0.5	1.0	0.1	0.3	0.6	0.7	1.2

Luminaire

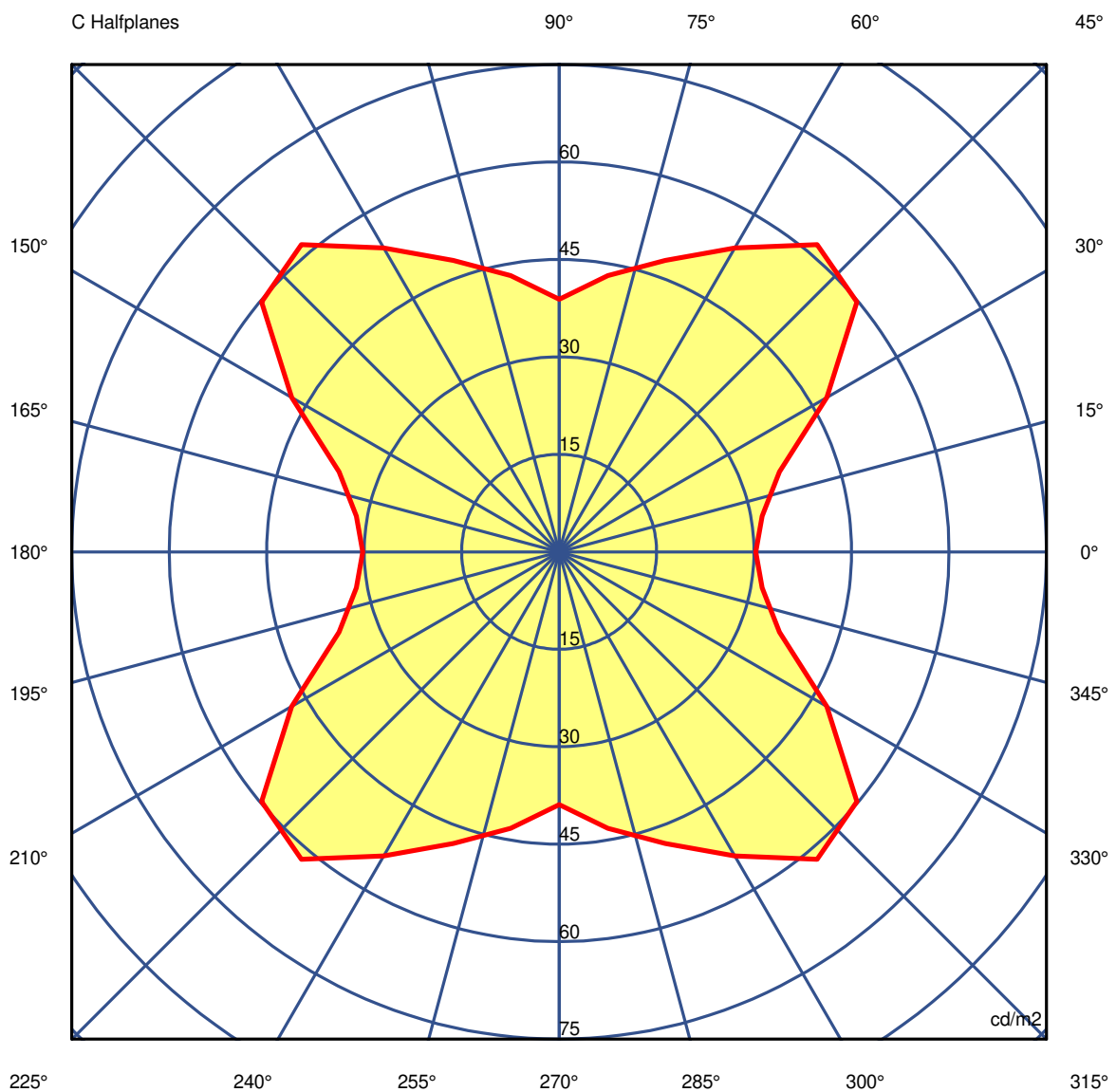
Code 90724Q460
Name CORA L60W60 4 BOPTICS K3 830 LO

Measurem.

Code 28/7/2023
Name CORA L60W60 4 BOPTICS K3 830 LO

Luminaire Flux	3005 lm	Luminaire Power	23.1 W	Efficacy	130.093 lm/W	Efficiency	81.13%
Source Flux	3704 lm	Maximum value	1617.80 cd/klm	Position	C=0.00 G=0.00	CG Double Symmetrical	

Luminance



45.0°

Luminaire

Code 90724Q460

Name CORA L60W60 4 BOPTICS K3 830 LO

Measurem.

Code 28/7/2023

Name CORA L60W60 4 BOPTICS K3 830 LO

Luminaire Flux	3005 lm		Luminaire Power		23.1 W		Efficacy		130.093 lm/W		Efficiency		81.13%	
Source Flux	3704 lm		Maximum value		1617.80 cd/klm		Position		C=0.00 G=0.00		CG		Double Symmetrical	
Luminance cd/m2 Table 1/3														
	C 0.00	C 10.00	C 20.00	C 30.00	C 40.00	C 50.00	C 60.00	C 70.00	C 80.00	C 90.00	C 100.00	C 110.00	C 120.00	
G 0.0	24726	24726	24726	24726	24726	24726	24726	24726	24726	24726	24726	24726	24726	
G 5.0	24014	24014	24018	24026	24021	24024	24038	24046	24049	24054	24049	24046	24038	
G 10.0	22325	22335	22356	22381	22396	22430	22487	22538	22572	22589	22572	22538	22487	
G 15.0	18747	18695	18680	18698	18720	18768	18841	18903	18922	18924	18922	18903	18841	
G 20.0	14601	14603	14610	14625	14648	14681	14721	14755	14763	14747	14763	14755	14721	
G 25.0	10395	10413	10432	10457	10493	10513	10542	10625	10662	10623	10662	10625	10542	
G 30.0	4225	4240	4293	4375	4358	4372	4407	4323	4274	4271	4274	4323	4407	
G 35.0	1396	1408	1421	1440	1474	1509	1537	1562	1572	1567	1572	1562	1537	
G 40.0	144	175	220	269	298	309	309	300	280	251	280	300	309	
G 45.0	30	32	36	48	60	62	54	48	43	39	43	48	54	
G 50.0	17	17	17	19	26	29	26	23	21	21	21	23	26	
G 55.0	11	11	11	11	11	11	11	11	11	11	11	11	11	
G 60.0	0	0	3	9	12	12	12	11	7	0	7	11	12	
G 65.0	0	0	0	0	0	0	0	0	0	0	0	0	0	
G 70.0	0	0	0	0	0	0	0	0	0	0	0	0	0	
G 75.0	0	0	0	0	0	0	0	0	0	0	0	0	0	
G 80.0	0	0	0	0	0	0	0	0	0	0	0	0	0	
G 85.0	0	0	0	0	0	0	0	0	0	0	0	0	0	
G 90.0	0	0	0	0	0	0	0	0	0	0	0	0	0	

Luminaire

Code 90724Q460
Name CORA L60W60 4 BOPTICS K3 830 LO

Measurement

Code 28/7/2023
Name CORA L60W60 4 BOPTICS K3 830 LO

Luminaire Flux	3005 lm	Luminaire Power	23.1 W	Efficacy	130.093 lm/W	Efficiency	81.13%
Source Flux	3704 lm	Maximum value	1617.80 cd/klm	Position	C=0.00 G=0.00	CG	Double Symmetrical

Luminance cd/m2 Table 2/3

	C 130.00	C 140.00	C 150.00	C 160.00	C 170.00	C 180.00	C 190.00	C 200.00	C 210.00	C 220.00	C 230.00	C 240.00	C 250.00
G 0.0	24726	24726	24726	24726	24726	24726	24726	24726	24726	24726	24726	24726	24726
G 5.0	24024	24021	24026	24018	24014	24014	24014	24018	24026	24021	24024	24038	24046
G 10.0	22430	22396	22381	22356	22335	22325	22335	22356	22381	22396	22430	22487	22538
G 15.0	18768	18720	18698	18680	18695	18747	18695	18680	18698	18720	18768	18841	18903
G 20.0	14681	14648	14625	14610	14603	14601	14603	14610	14625	14648	14681	14721	14755
G 25.0	10513	10493	10457	10432	10413	10395	10413	10432	10457	10493	10513	10542	10625
G 30.0	4372	4358	4375	4293	4240	4225	4240	4293	4375	4358	4372	4407	4323
G 35.0	1509	1474	1440	1421	1408	1396	1408	1421	1440	1474	1509	1537	1562
G 40.0	309	298	269	220	175	144	175	220	269	298	309	309	300
G 45.0	62	60	48	36	32	30	32	36	48	60	62	54	48
G 50.0	29	26	19	17	17	17	17	19	26	29	29	26	23
G 55.0	11	11	11	11	11	11	11	11	11	11	11	11	11
G 60.0	12	12	9	3	0	0	0	3	9	12	12	12	11
G 65.0	0	0	0	0	0	0	0	0	0	0	0	0	0
G 70.0	0	0	0	0	0	0	0	0	0	0	0	0	0
G 75.0	0	0	0	0	0	0	0	0	0	0	0	0	0
G 80.0	0	0	0	0	0	0	0	0	0	0	0	0	0
G 85.0	0	0	0	0	0	0	0	0	0	0	0	0	0
G 90.0	0	0	0	0	0	0	0	0	0	0	0	0	0

Luminaire

Code 90724Q460

Name CORA L60W60 4 BOPTICS K3 830 LO

Measurem.

Code 28/7/2023

Name CORA L60W60 4 BOPTICS K3 830 LO

Luminaire Flux	3005 lm	Luminaire Power	23.1 W	Efficacy	130.093 lm/W	Efficiency	81.13%
Source Flux	3704 lm	Maximum value	1617.80 cd/klm	Position	C=0.00 G=0.00	CG	Double Symmetrical

Luminance cd/m2 Table 3/3

	C 260.00	C 270.00	C 280.00	C 290.00	C 300.00	C 310.00	C 320.00	C 330.00	C 340.00	C 350.00
G 0.0	24726	24726	24726	24726	24726	24726	24726	24726	24726	24726
G 5.0	24049	24054	24049	24046	24038	24024	24021	24026	24018	24014
G 10.0	22572	22589	22572	22538	22487	22430	22396	22381	22356	22335
G 15.0	18922	18924	18922	18903	18841	18768	18720	18698	18680	18695
G 20.0	14763	14747	14763	14755	14721	14681	14648	14625	14610	14603
G 25.0	10662	10623	10662	10625	10542	10513	10493	10457	10432	10413
G 30.0	4274	4271	4274	4323	4407	4372	4358	4375	4293	4240
G 35.0	1572	1567	1572	1562	1537	1509	1474	1440	1421	1408
G 40.0	280	251	280	300	309	309	298	269	220	175
G 45.0	43	39	43	48	54	62	60	48	36	32
G 50.0	21	21	21	23	26	29	26	19	17	17
G 55.0	11	11	11	11	11	11	11	11	11	11
G 60.0	7	0	7	11	12	12	12	9	3	0
G 65.0	0	0	0	0	0	0	0	0	0	0
G 70.0	0	0	0	0	0	0	0	0	0	0
G 75.0	0	0	0	0	0	0	0	0	0	0
G 80.0	0	0	0	0	0	0	0	0	0	0
G 85.0	0	0	0	0	0	0	0	0	0	0
G 90.0	0	0	0	0	0	0	0	0	0	0