

Luminaire

Code 90725L260

Name CORA /C L60W30 2 BOPTICS 840 LO

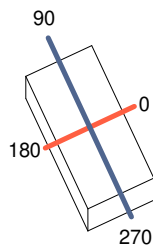
Measurem.

Code 28/7/2023

Name CORA /C L60W30 2 BOPTICS 840 LO

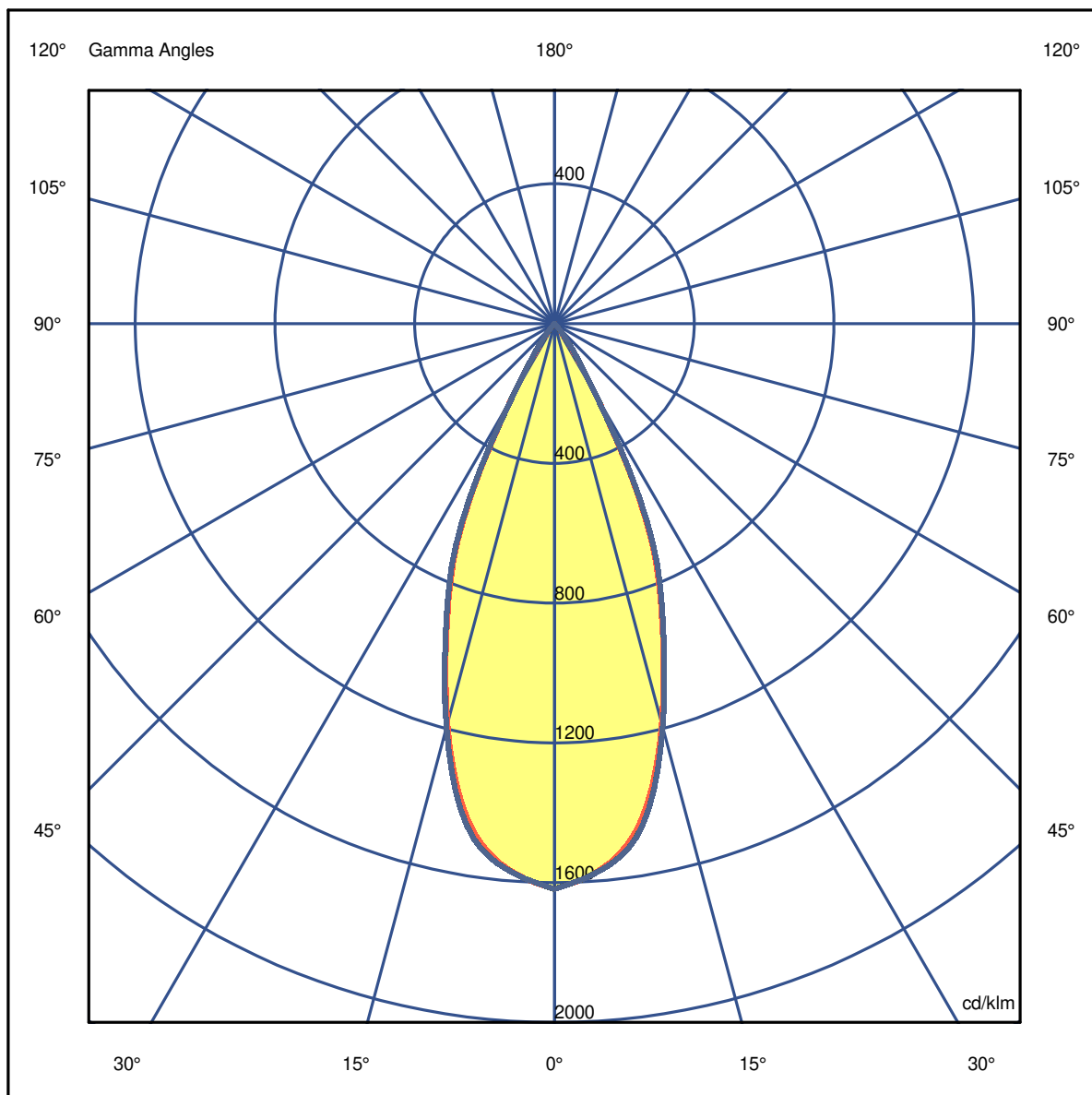
Luminaire Flux	1572 lm	Luminaire Power	12.1 W	Efficacy	130.162 lm/W	Efficiency	81.13%
Source Flux	1938 lm	Maximum value	1617.80 cd/klm	Position	C=0.00 G=0.00	CG	Double Symmetrical

597mm x 297mm



C Halfplanes

180.0 ——— 0.0
270.0 ——— 90.0



Luminaire

Code 90725L260
Name CORA /C L60W30 2 BOPTICS 840 LO

Measurem.

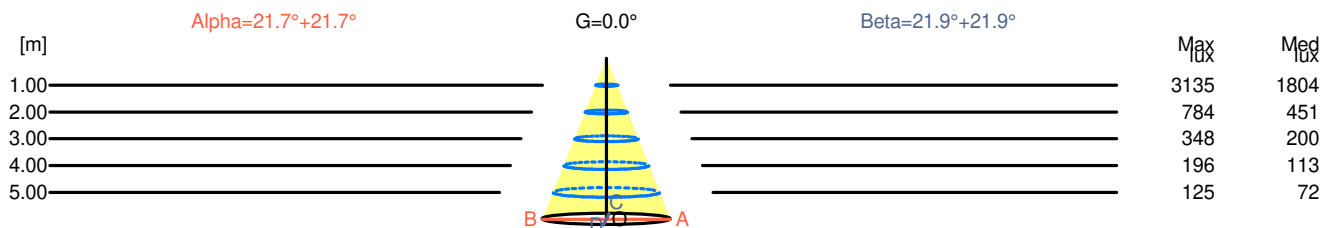
Code 28/7/2023
Name CORA /C L60W30 2 BOPTICS 840 LO

Luminaire Flux	1572 lm	Luminaire Power	12.1 W	Efficacy	130.162 lm/W	Efficiency	81.13%
Source Flux	1938 lm	Maximum value	1617.80 cd/klm	Position	C=0.00 G=0.00	CG	Double Symmetrical

Width at 50.00 % of Max Intensity

H[m]	1.00	2.00	3.00	4.00	5.00	H[m]	1.00	2.00	3.00	4.00	5.00
OA	0.40	0.80	1.19	1.59	1.99	OC	0.40	0.81	1.21	1.61	2.01
OB	0.40	0.80	1.19	1.59	1.99	OD	0.40	0.81	1.21	1.61	2.01

	0	5	15	25	35	45	55	65	75	85
OA	3135.30	3033.36	2296.14	1194.58	144.96	2.71	0.78	0.00	0.00	0.00
OB	3135.30	3033.36	2296.14	1194.58	144.96	2.71	0.78	0.00	0.00	0.00
OC	3135.30	3038.40	2317.85	1220.75	162.79	3.49	0.78	0.00	0.00	0.00
OD	3135.30	3038.40	2317.85	1220.75	162.79	3.49	0.78	0.00	0.00	0.00



H[m]	D[m]	Max lux	Med lux	Alpha=21.7°+21.7°	G=0.0	
1.00	0.80	3135	1804			
2.00	1.59	784	451			
3.00	2.39	348	200			
4.00	3.19	196	113			
5.00	3.98	125	72			

H[m]	D[m]	Max lux	Med lux	Beta=21.9°+21.9°	G=0.0	
1.00	0.81	3135	1804			
2.00	1.61	784	451			
3.00	2.42	348	200			
4.00	3.22	196	113			
5.00	4.03	125	72			

Luminaire

Code 90725L260

Name CORA /C L60W30 2 BOPTICS 840 LO

Measurem.

Code 28/7/2023

Name CORA /C L60W30 2 BOPTICS 840 LO

Luminaire Flux	1572 lm	Luminaire Power	12.1 W	Efficacy	130.162 lm/W	Efficiency	81.13%
Source Flux	1938 lm	Maximum value	1617.80 cd/klm	Position	C=0.00 G=0.00	CG	Double Symmetrical

UGR
S = 0.250

Reflectancies										
Ceiling/Cavity	0.7	0.7	0.5	0.5	0.3	0.7	0.7	0.5	0.5	0.3
Walls	0.5	0.3	0.5	0.3	0.3	0.5	0.3	0.5	0.3	0.3
Working Plane	0.2	0.2	0.2	0.2	0.2	0.2	0.2	0.2	0.2	0.2
Room Dimensions	Lateral View					Viewed Endwise				
x=2H y=2H	1.5	2.1	1.7	2.3	2.5	1.7	2.4	2.0	2.6	2.8
x=2H y=3H	1.3	1.9	1.6	2.1	2.4	1.6	2.2	1.9	2.4	2.6
x=2H y=4H	1.3	1.8	1.6	2.0	2.3	1.5	2.1	1.8	2.3	2.6
x=2H y=6H	1.2	1.7	1.5	2.0	2.2	1.5	2.0	1.8	2.2	2.5
x=2H y=8H	1.1	1.6	1.5	1.9	2.2	1.4	1.9	1.8	2.2	2.5
x=2H y=12H	1.1	1.6	1.5	1.8	2.2	1.4	1.8	1.7	2.1	2.4
x=4H y=2H	1.3	1.8	1.6	2.0	2.3	1.5	2.1	1.8	2.3	2.6
x=4H y=3H	1.1	1.6	1.5	1.8	2.2	1.4	1.8	1.7	2.1	2.4
x=4H y=4H	1.0	1.4	1.4	1.7	2.1	1.3	1.7	1.7	2.0	2.4
x=4H y=6H	1.0	1.3	1.4	1.6	2.0	1.2	1.6	1.6	1.9	2.3
x=4H y=8H	0.9	1.2	1.3	1.6	2.0	1.2	1.5	1.6	1.9	2.3
x=4H y=12H	0.9	1.1	1.3	1.5	1.9	1.2	1.4	1.6	1.8	2.2
x=8H y=4H	0.9	1.2	1.3	1.6	2.0	1.2	1.5	1.6	1.9	2.3
x=8H y=6H	0.8	1.0	1.3	1.4	1.9	1.1	1.3	1.5	1.7	2.2
x=8H y=8H	0.8	1.0	1.2	1.4	1.9	1.1	1.2	1.5	1.7	2.1
x=8H y=12H	0.7	0.9	1.2	1.3	1.8	1.0	1.1	1.5	1.6	2.1
x=12H y=4H	0.9	1.1	1.3	1.5	1.9	1.2	1.4	1.6	1.8	2.2
x=12H y=6H	0.8	1.0	1.2	1.4	1.9	1.1	1.2	1.5	1.7	2.1
x=12H y=8H	0.7	0.9	1.2	1.3	1.8	1.0	1.1	1.5	1.6	2.1

Luminaire

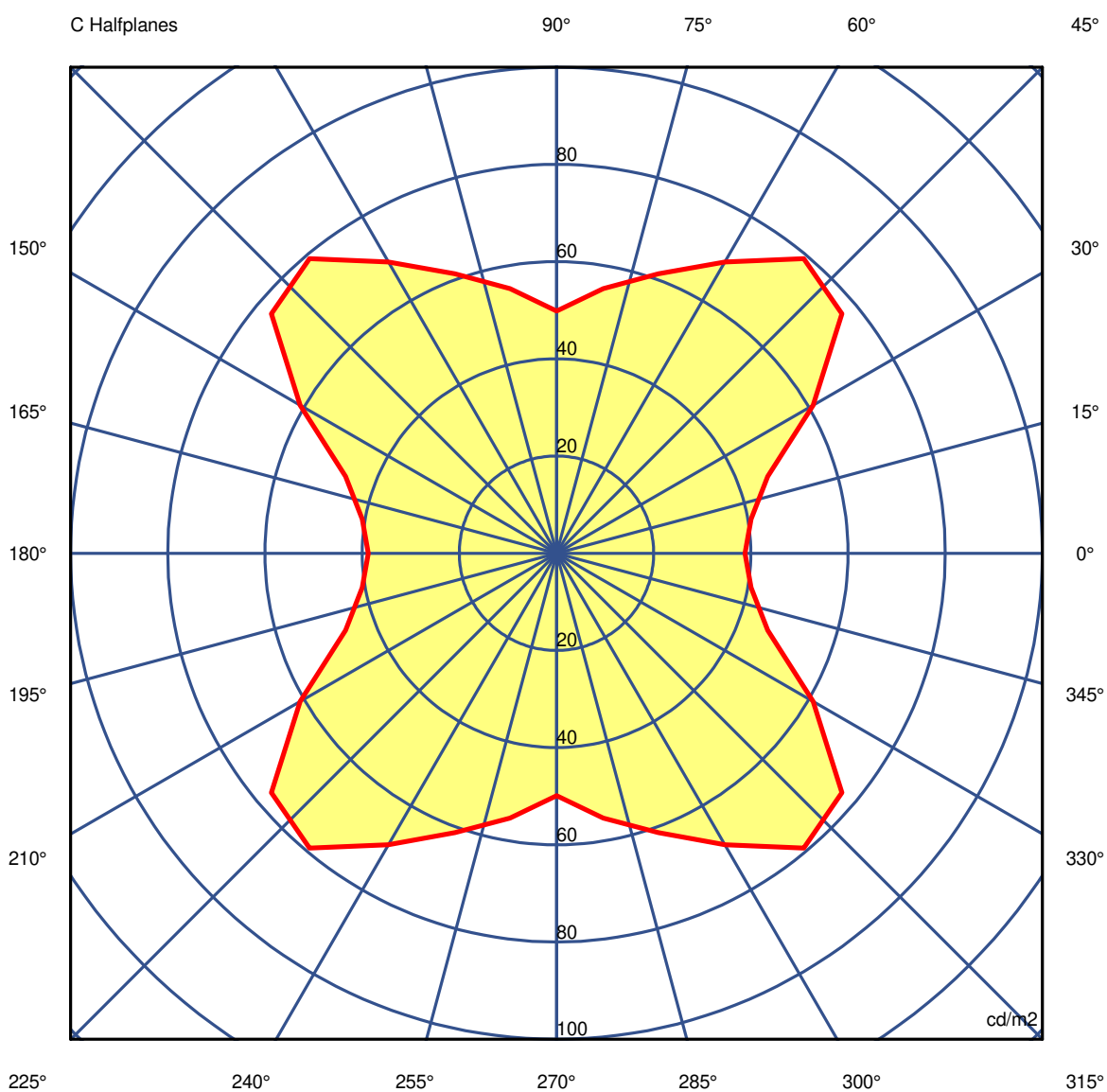
Code 90725L260
Name CORA /C L60W30 2 BOPTICS 840 LO

Measurem.

Code 28/7/2023
Name CORA /C L60W30 2 BOPTICS 840 LO

Luminaire Flux	1572 lm	Luminaire Power	12.1 W	Efficacy	130.162 lm/W	Efficiency	81.13%
Source Flux	1938 lm	Maximum value	1617.80 cd/klm	Position	C=0.00 G=0.00	CG	Double Symmetrical

Luminance



45.0°

Luminaire

Code 90725L260

Name CORA /C L60W30 2 BOPTICS 840 LO

Measurement

Code 28/7/2023

Name CORA /C L60W30 2 BOPTICS 840 LO

Luminaire Flux	1572 lm	Luminaire Power		12.1 W		Efficacy		130.162 lm/W		Efficiency		81.13%	
Source Flux	1938 lm	Maximum value		1617.80 cd/klm		Position		C=0.00 G=0.00		CG		Double Symmetrical	
Luminance cd/m2 Table 1/3													
	C 0.00	C 10.00	C 20.00	C 30.00	C 40.00	C 50.00	C 60.00	C 70.00	C 80.00	C 90.00	C 100.00	C 110.00	C 120.00
G 0.0	31687	31687	31687	31687	31687	31687	31687	31687	31687	31687	31687	31687	31687
G 5.0	30774	30774	30780	30790	30783	30787	30805	30815	30819	30825	30819	30815	30805
G 10.0	28610	28623	28649	28681	28701	28744	28817	28883	28926	28948	28926	28883	28817
G 15.0	24025	23957	23938	23962	23990	24051	24144	24224	24249	24252	24249	24224	24144
G 20.0	18711	18714	18723	18742	18771	18814	18865	18909	18919	18899	18919	18909	18865
G 25.0	13321	13344	13368	13401	13447	13472	13509	13616	13663	13613	13663	13616	13509
G 30.0	5414	5434	5502	5607	5585	5603	5647	5540	5478	5473	5478	5540	5647
G 35.0	1789	1804	1821	1846	1889	1934	1970	2001	2014	2008	2014	2001	1970
G 40.0	184	225	282	345	382	396	396	384	358	322	358	384	396
G 45.0	39	41	46	61	77	79	69	61	55	50	55	61	69
G 50.0	21	21	22	24	33	37	34	29	27	27	27	29	34
G 55.0	14	14	14	14	14	14	14	14	14	14	14	14	14
G 60.0	0	0	3	12	15	16	16	14	9	0	9	14	16
G 65.0	0	0	0	0	0	0	0	0	0	0	0	0	0
G 70.0	0	0	0	0	0	0	0	0	0	0	0	0	0
G 75.0	0	0	0	0	0	0	0	0	0	0	0	0	0
G 80.0	0	0	0	0	0	0	0	0	0	0	0	0	0
G 85.0	0	0	0	0	0	0	0	0	0	0	0	0	0
G 90.0	0	0	0	0	0	0	0	0	0	0	0	0	0

Luminaire

Code 90725L260

Name CORA /C L60W30 2 BOPTICS 840 LO

Measurement

Code 28/7/2023

Name CORA /C L60W30 2 BOPTICS 840 LO

Luminaire Flux	1572 lm	Luminaire Power		12.1 W		Efficacy		130.162 lm/W		Efficiency		81.13%	
Source Flux	1938 lm	Maximum value		1617.80 cd/klm		Position		C=0.00 G=0.00		CG		Double Symmetrical	
Luminance cd/m2 Table 2/3													
	C 130.00	C 140.00	C 150.00	C 160.00	C 170.00	C 180.00	C 190.00	C 200.00	C 210.00	C 220.00	C 230.00	C 240.00	C 250.00
G 0.0	31687	31687	31687	31687	31687	31687	31687	31687	31687	31687	31687	31687	31687
G 5.0	30787	30783	30790	30780	30774	30774	30774	30780	30790	30783	30787	30805	30815
G 10.0	28744	28701	28681	28649	28623	28610	28623	28649	28681	28701	28744	28817	28883
G 15.0	24051	23990	23962	23938	23957	24025	23957	23938	23962	23990	24051	24144	24224
G 20.0	18814	18771	18742	18723	18714	18711	18714	18723	18742	18771	18814	18865	18909
G 25.0	13472	13447	13401	13368	13344	13321	13344	13368	13401	13447	13472	13509	13616
G 30.0	5603	5585	5607	5502	5434	5414	5434	5502	5607	5585	5603	5647	5540
G 35.0	1934	1889	1846	1821	1804	1789	1804	1821	1846	1889	1934	1970	2001
G 40.0	396	382	345	282	225	184	225	282	345	382	396	396	384
G 45.0	79	77	61	46	41	39	41	46	61	77	79	69	61
G 50.0	37	33	24	22	21	21	21	22	24	33	37	34	29
G 55.0	14	14	14	14	14	14	14	14	14	14	14	14	14
G 60.0	16	15	12	3	0	0	0	3	12	15	16	16	14
G 65.0	0	0	0	0	0	0	0	0	0	0	0	0	0
G 70.0	0	0	0	0	0	0	0	0	0	0	0	0	0
G 75.0	0	0	0	0	0	0	0	0	0	0	0	0	0
G 80.0	0	0	0	0	0	0	0	0	0	0	0	0	0
G 85.0	0	0	0	0	0	0	0	0	0	0	0	0	0
G 90.0	0	0	0	0	0	0	0	0	0	0	0	0	0

Luminaire

Code 90725L260

Name CORA /C L60W30 2 BOPTICS 840 LO

Measurem.

Code 28/7/2023

Name CORA /C L60W30 2 BOPTICS 840 LO

Luminaire Flux	1572 lm	Luminaire Power	12.1 W	Efficacy	130.162 lm/W	Efficiency	81.13%
Source Flux	1938 lm	Maximum value	1617.80 cd/klm	Position	C=0.00 G=0.00	CG	Double Symmetrical

Luminance cd/m2 Table 3/3

	C 260.00	C 270.00	C 280.00	C 290.00	C 300.00	C 310.00	C 320.00	C 330.00	C 340.00	C 350.00
G 0.0	31687	31687	31687	31687	31687	31687	31687	31687	31687	31687
G 5.0	30819	30825	30819	30815	30805	30787	30783	30790	30780	30774
G 10.0	28926	28948	28926	28883	28817	28744	28701	28681	28649	28623
G 15.0	24249	24252	24249	24224	24144	24051	23990	23962	23938	23957
G 20.0	18919	18899	18919	18909	18865	18814	18771	18742	18723	18714
G 25.0	13663	13613	13663	13616	13509	13472	13447	13401	13368	13344
G 30.0	5478	5473	5478	5540	5647	5603	5585	5607	5502	5434
G 35.0	2014	2008	2014	2001	1970	1934	1889	1846	1821	1804
G 40.0	358	322	358	384	396	396	382	345	282	225
G 45.0	55	50	55	61	69	79	77	61	46	41
G 50.0	27	27	27	29	34	37	33	24	22	21
G 55.0	14	14	14	14	14	14	14	14	14	14
G 60.0	9	0	9	14	16	16	15	12	3	0
G 65.0	0	0	0	0	0	0	0	0	0	0
G 70.0	0	0	0	0	0	0	0	0	0	0
G 75.0	0	0	0	0	0	0	0	0	0	0
G 80.0	0	0	0	0	0	0	0	0	0	0
G 85.0	0	0	0	0	0	0	0	0	0	0
G 90.0	0	0	0	0	0	0	0	0	0	0