

Luminaire

Code 90726Q460

Name CORA /E L60W60 4 BOPTICS 840 LO

Measurem.

Code 28/7/2023

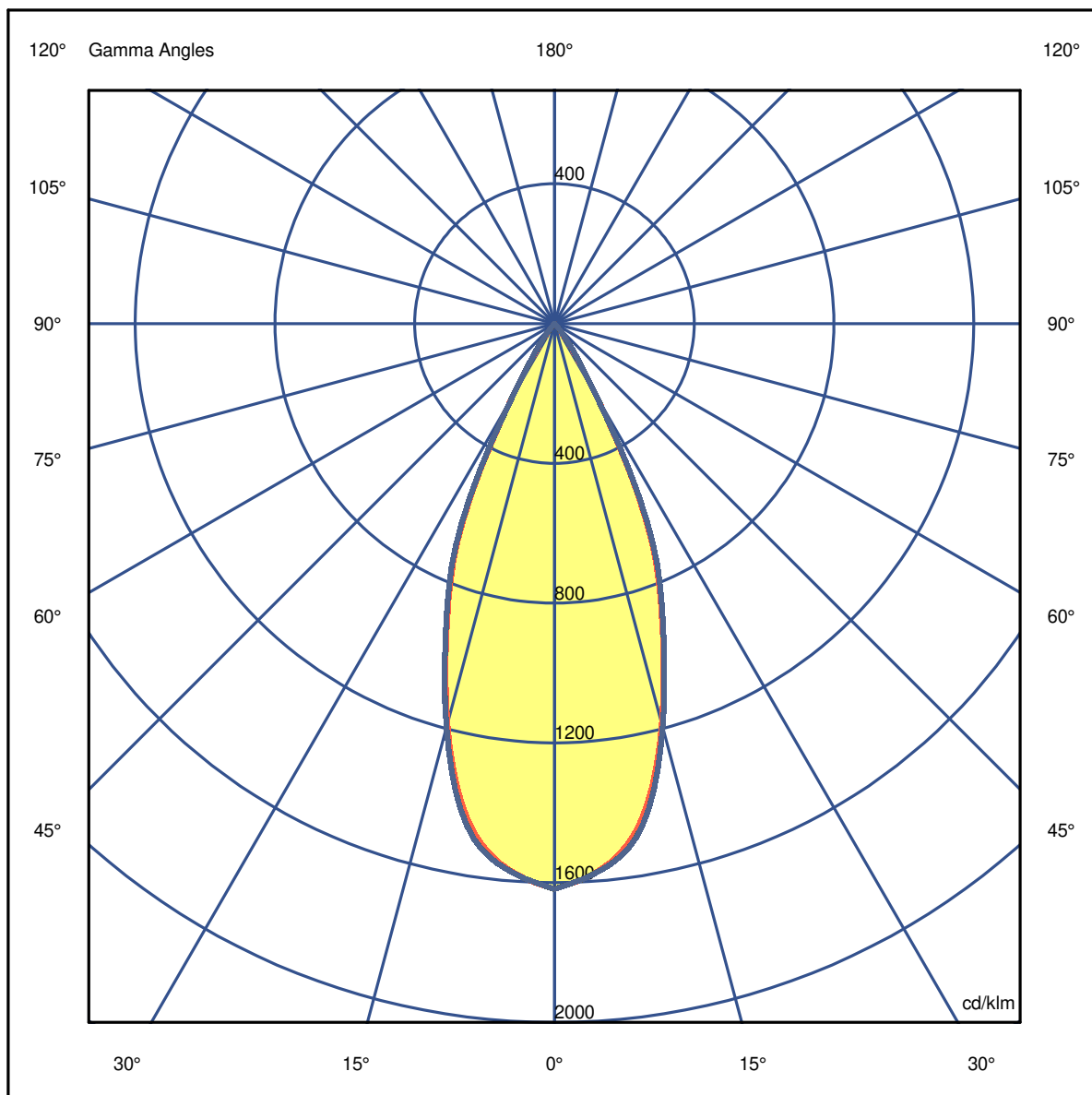
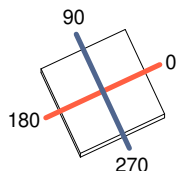
Name CORA /E L60W60 4 BOPTICS 840 LO

Luminaire Flux	3145 lm	Luminaire Power	23.1 W	Efficacy	136.134 lm/W	Efficiency	81.13%
Source Flux	3876 lm	Maximum value	1617.80 cd/klm	Position	C=0.00 G=0.00	CG	Double Symmetrical

597mm x 597mm

C Halfplanes

180.0 ————— 0.0
270.0 ————— 90.0



Luminaire

Code 90726Q460
Name CORA /E L60W60 4 BOPTICS 840 LO

Measurem.

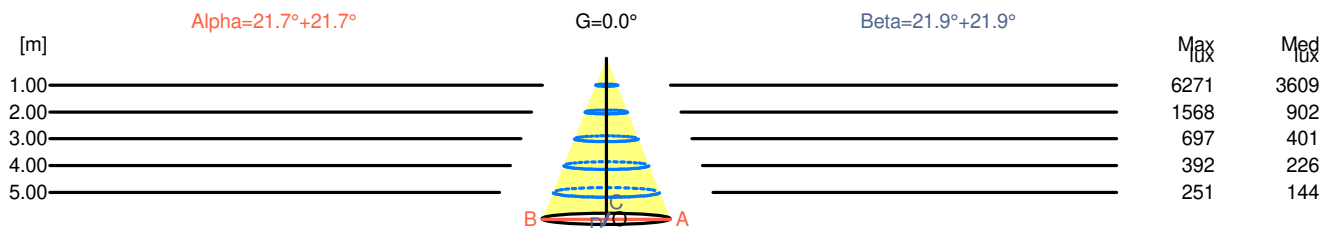
Code 28/7/2023
Name CORA /E L60W60 4 BOPTICS 840 LO

Luminaire Flux	3145 lm	Luminaire Power	23.1 W	Efficacy	136.134 lm/W	Efficiency	81.13%
Source Flux	3876 lm	Maximum value	1617.80 cd/klm	Position	C=0.00 G=0.00	CG	Double Symmetrical

Width at 50.00 % of Max Intensity

H[m]	1.00	2.00	3.00	4.00	5.00	H[m]	1.00	2.00	3.00	4.00	5.00
OA	0.40	0.80	1.19	1.59	1.99	OC	0.40	0.81	1.21	1.61	2.01
OB	0.40	0.80	1.19	1.59	1.99	OD	0.40	0.81	1.21	1.61	2.01

	0	5	15	25	35	45	55	65	75	85
OA	6270.59	6066.72	4592.28	2389.17	289.92	5.43	1.55	0.00	0.00	0.00
OB	6270.59	6066.72	4592.28	2389.17	289.92	5.43	1.55	0.00	0.00	0.00
OC	6270.59	6076.79	4635.70	2441.49	325.58	6.98	1.55	0.00	0.00	0.00
OD	6270.59	6076.79	4635.70	2441.49	325.58	6.98	1.55	0.00	0.00	0.00



H[m]	D[m]	Max lux	Med lux	Alpha=21.7°+21.7°	G=0.0	
1.00	0.80	6271	3609			
2.00	1.59	1568	902			
3.00	2.39	697	401			
4.00	3.19	392	226			
5.00	3.98	251	144			

H[m]	D[m]	Max lux	Med lux	Beta=21.9°+21.9°	G=0.0	
1.00	0.81	6271	3609			
2.00	1.61	1568	902			
3.00	2.42	697	401			
4.00	3.22	392	226			
5.00	4.03	251	144			

Luminaire

Code 90726Q460
Name CORA /E L60W60 4 BOPTICS 840 LO

Measurem.

Code 28/7/2023
Name CORA /E L60W60 4 BOPTICS 840 LO

Luminaire Flux	3145 lm	Luminaire Power	23.1 W	Efficacy	136.134 lm/W	Efficiency	81.13%
Source Flux	3876 lm	Maximum value	1617.80 cd/klm	Position	C=0.00 G=0.00	CG	Double Symmetrical

UGR
S = 0.250

Reflectancies										
Ceiling/Cavity	0.7	0.7	0.5	0.5	0.3	0.7	0.7	0.5	0.5	0.3
Walls	0.5	0.3	0.5	0.3	0.3	0.5	0.3	0.5	0.3	0.3
Working Plane	0.2	0.2	0.2	0.2	0.2	0.2	0.2	0.2	0.2	0.2
Room Dimensions										
Lateral View					Viewed Endwise					
x=2H y=2H	0.8	1.4	1.0	1.6	1.8	1.0	1.7	1.3	1.9	2.1
x=2H y=3H	0.6	1.2	0.9	1.4	1.7	0.9	1.5	1.2	1.7	1.9
x=2H y=4H	0.6	1.1	0.9	1.3	1.6	0.8	1.4	1.1	1.6	1.9
x=2H y=6H	0.5	1.0	0.8	1.3	1.5	0.8	1.3	1.1	1.5	1.8
x=2H y=8H	0.4	0.9	0.8	1.2	1.5	0.7	1.2	1.1	1.5	1.8
x=2H y=12H	0.4	0.9	0.7	1.1	1.5	0.7	1.1	1.0	1.4	1.7
x=4H y=2H	0.6	1.1	0.9	1.3	1.6	0.8	1.4	1.1	1.6	1.9
x=4H y=3H	0.4	0.9	0.7	1.1	1.5	0.7	1.1	1.0	1.4	1.7
x=4H y=4H	0.3	0.7	0.7	1.0	1.4	0.6	1.0	1.0	1.3	1.7
x=4H y=6H	0.2	0.6	0.7	0.9	1.3	0.5	0.9	0.9	1.2	1.6
x=4H y=8H	0.2	0.5	0.6	0.9	1.3	0.5	0.8	0.9	1.2	1.5
x=4H y=12H	0.2	0.4	0.6	0.8	1.2	0.5	0.7	0.9	1.1	1.5
x=8H y=4H	0.2	0.5	0.6	0.9	1.3	0.5	0.8	0.9	1.2	1.5
x=8H y=6H	0.1	0.3	0.6	0.7	1.2	0.4	0.6	0.8	1.0	1.5
x=8H y=8H	0.1	0.3	0.5	0.7	1.2	0.4	0.5	0.8	1.0	1.4
x=8H y=12H	0.0	0.2	0.5	0.6	1.1	0.3	0.4	0.8	0.9	1.4
x=12H y=4H	0.2	0.4	0.6	0.8	1.2	0.5	0.7	0.9	1.1	1.5
x=12H y=6H	0.1	0.3	0.5	0.7	1.2	0.4	0.5	0.8	1.0	1.4
x=12H y=8H	0.0	0.2	0.5	0.6	1.1	0.3	0.4	0.8	0.9	1.4

Luminaire

Code 90726Q460

Name CORA /E L60W60 4 BOPTICS 840 LO

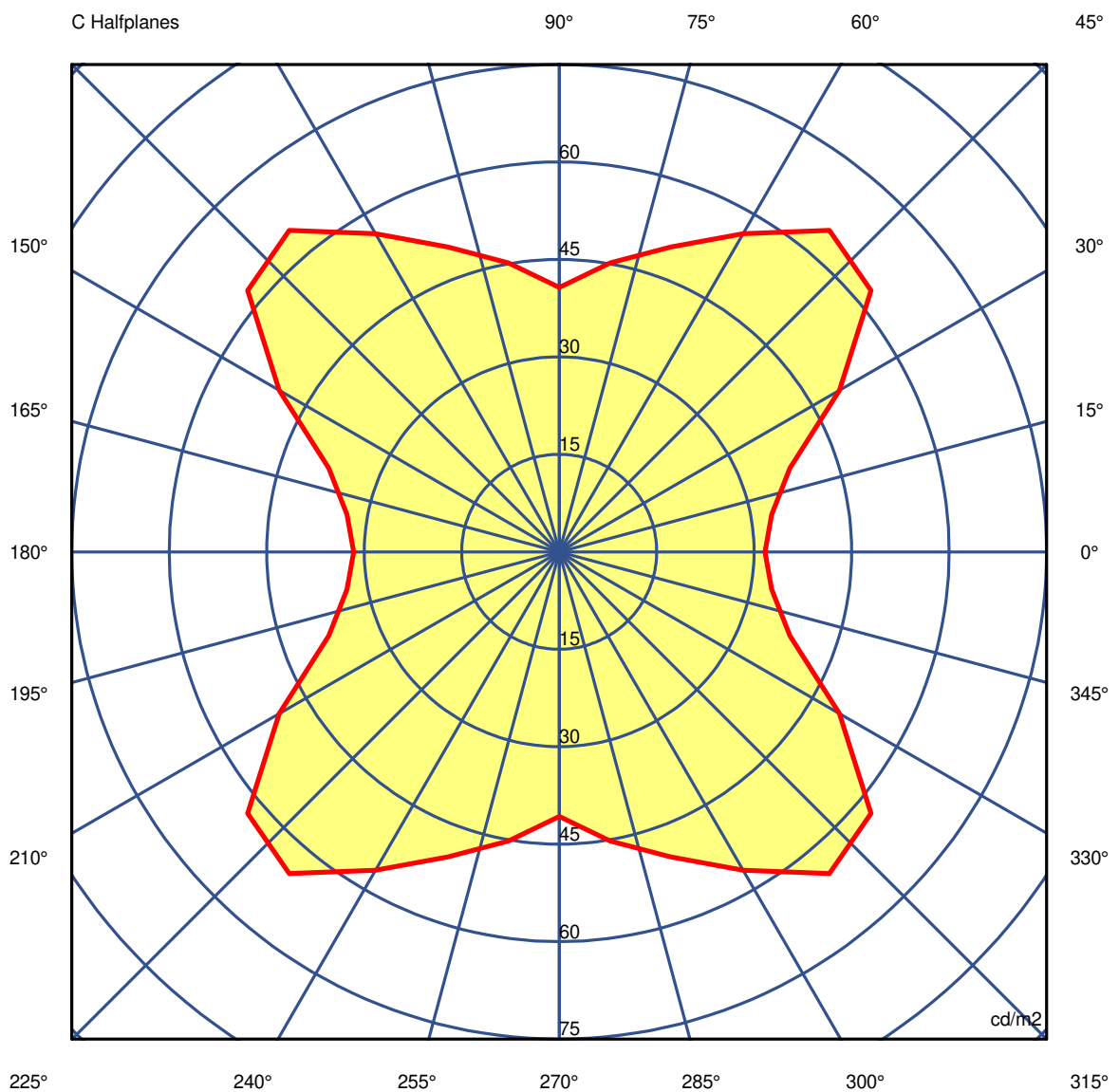
Measurem.

Code 28/7/2023

Name CORA /E L60W60 4 BOPTICS 840 LO

Luminaire Flux	3145 lm	Luminaire Power	23.1 W	Efficacy	136.134 lm/W	Efficiency	81.13%
Source Flux	3876 lm	Maximum value	1617.80 cd/klm	Position	C=0.00 G=0.00	CG	Double Symmetrical

Luminance



45.0°

Luminaire

Code 90726Q460

Name CORA /E L60W60 4 BOPTICS 840 LO

Measurem.

Code 28/7/2023

Name CORA /E L60W60 4 BOPTICS 840 LO

Luminaire Flux	3145 lm		Luminaire Power		23.1 W		Efficacy		136.134 lm/W		Efficiency		81.13%	
Source Flux	3876 lm		Maximum value		1617.80 cd/klm		Position		C=0.00 G=0.00		CG		Double Symmetrical	
Luminance cd/m2 Table 1/3														
	C 0.00	C 10.00	C 20.00	C 30.00	C 40.00	C 50.00	C 60.00	C 70.00	C 80.00	C 90.00	C 100.00	C 110.00	C 120.00	
G 0.0	25875	25875	25875	25875	25875	25875	25875	25875	25875	25875	25875	25875	25875	
G 5.0	25129	25129	25134	25142	25136	25140	25155	25162	25166	25171	25166	25162	25155	
G 10.0	23362	23372	23394	23420	23436	23472	23531	23585	23620	23638	23620	23585	23531	
G 15.0	19618	19563	19547	19566	19590	19640	19715	19780	19801	19803	19801	19780	19715	
G 20.0	15279	15281	15289	15304	15328	15363	15405	15440	15449	15432	15449	15440	15405	
G 25.0	10878	10896	10916	10943	10980	11001	11031	11118	11157	11116	11157	11118	11031	
G 30.0	4421	4437	4492	4578	4561	4575	4611	4523	4473	4469	4473	4523	4611	
G 35.0	1460	1473	1487	1507	1543	1579	1609	1634	1645	1640	1645	1634	1609	
G 40.0	150	183	230	282	312	324	324	314	293	263	293	314	324	
G 45.0	32	33	38	50	63	65	57	50	45	41	45	50	57	
G 50.0	17	17	18	20	27	30	27	24	22	22	22	24	27	
G 55.0	11	11	11	11	11	11	11	11	11	11	11	11	11	
G 60.0	0	0	3	10	12	13	13	11	7	0	7	11	13	
G 65.0	0	0	0	0	0	0	0	0	0	0	0	0	0	
G 70.0	0	0	0	0	0	0	0	0	0	0	0	0	0	
G 75.0	0	0	0	0	0	0	0	0	0	0	0	0	0	
G 80.0	0	0	0	0	0	0	0	0	0	0	0	0	0	
G 85.0	0	0	0	0	0	0	0	0	0	0	0	0	0	
G 90.0	0	0	0	0	0	0	0	0	0	0	0	0	0	

Luminaire

Code 90726Q460
Name CORA /E L60W60 4 BOPTICS 840 LO

Measurement

Code 28/7/2023
Name CORA /E L60W60 4 BOPTICS 840 LO

Luminaire Flux	3145 lm		Luminaire Power		23.1 W		Efficacy		136.134 lm/W		Efficiency		81.13%	
Source Flux	3876 lm		Maximum value		1617.80 cd/klm		Position		C=0.00 G=0.00		CG		Double Symmetrical	
Luminance cd/m2														
Table 2/3														
	C 130.00	C 140.00	C 150.00	C 160.00	C 170.00	C 180.00	C 190.00	C 200.00	C 210.00	C 220.00	C 230.00	C 240.00	C 250.00	
G 0.0	25875	25875	25875	25875	25875	25875	25875	25875	25875	25875	25875	25875	25875	
G 5.0	25140	25136	25142	25134	25129	25129	25129	25134	25142	25136	25140	25155	25162	
G 10.0	23472	23436	23420	23394	23372	23362	23372	23394	23420	23436	23472	23531	23585	
G 15.0	19640	19590	19566	19547	19563	19618	19563	19547	19566	19590	19640	19715	19780	
G 20.0	15363	15328	15304	15289	15281	15279	15281	15289	15304	15328	15363	15405	15440	
G 25.0	11001	10980	10943	10916	10896	10878	10896	10916	10943	10980	11001	11031	11118	
G 30.0	4575	4561	4578	4492	4437	4421	4437	4492	4578	4561	4575	4611	4523	
G 35.0	1579	1543	1507	1487	1473	1460	1473	1487	1507	1543	1579	1609	1634	
G 40.0	324	312	282	230	183	150	183	230	282	312	324	324	314	
G 45.0	65	63	50	38	33	32	33	38	50	63	65	57	50	
G 50.0	30	27	20	18	17	17	17	18	20	27	30	27	24	
G 55.0	11	11	11	11	11	11	11	11	11	11	11	11	11	
G 60.0	13	12	10	3	0	0	0	3	10	12	13	13	11	
G 65.0	0	0	0	0	0	0	0	0	0	0	0	0	0	
G 70.0	0	0	0	0	0	0	0	0	0	0	0	0	0	
G 75.0	0	0	0	0	0	0	0	0	0	0	0	0	0	
G 80.0	0	0	0	0	0	0	0	0	0	0	0	0	0	
G 85.0	0	0	0	0	0	0	0	0	0	0	0	0	0	
G 90.0	0	0	0	0	0	0	0	0	0	0	0	0	0	

Luminaire

Code 90726Q460

Name CORA /E L60W60 4 BOPTICS 840 LO

Measurem.

Code 28/7/2023

Name CORA /E L60W60 4 BOPTICS 840 LO

Luminaire Flux	3145 lm	Luminaire Power	23.1 W	Efficacy	136.134 lm/W	Efficiency	81.13%
Source Flux	3876 lm	Maximum value	1617.80 cd/klm	Position	C=0.00 G=0.00	CG	Double Symmetrical

Luminance cd/m2 Table 3/3

	C 260.00	C 270.00	C 280.00	C 290.00	C 300.00	C 310.00	C 320.00	C 330.00	C 340.00	C 350.00
G 0.0	25875	25875	25875	25875	25875	25875	25875	25875	25875	25875
G 5.0	25166	25171	25166	25162	25155	25140	25136	25142	25134	25129
G 10.0	23620	23638	23620	23585	23531	23472	23436	23420	23394	23372
G 15.0	19801	19803	19801	19780	19715	19640	19590	19566	19547	19563
G 20.0	15449	15432	15449	15440	15405	15363	15328	15304	15289	15281
G 25.0	11157	11116	11157	11118	11031	11001	10980	10943	10916	10896
G 30.0	4473	4469	4473	4523	4611	4575	4561	4578	4492	4437
G 35.0	1645	1640	1645	1634	1609	1579	1543	1507	1487	1473
G 40.0	293	263	293	314	324	324	312	282	230	183
G 45.0	45	41	45	50	57	65	63	50	38	33
G 50.0	22	22	22	24	27	30	27	20	18	17
G 55.0	11	11	11	11	11	11	11	11	11	11
G 60.0	7	0	7	11	13	13	12	10	3	0
G 65.0	0	0	0	0	0	0	0	0	0	0
G 70.0	0	0	0	0	0	0	0	0	0	0
G 75.0	0	0	0	0	0	0	0	0	0	0
G 80.0	0	0	0	0	0	0	0	0	0	0
G 85.0	0	0	0	0	0	0	0	0	0	0
G 90.0	0	0	0	0	0	0	0	0	0	0