

Luminaire

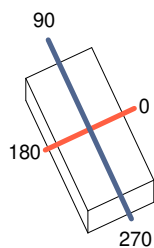
Code 90728L260
Name CORA /C L60W30 2 BOPTICS K3 830 HO

Measurem.

Code 28/7/2023
Name CORA /C L60W30 2 BOPTICS K3 830 HO

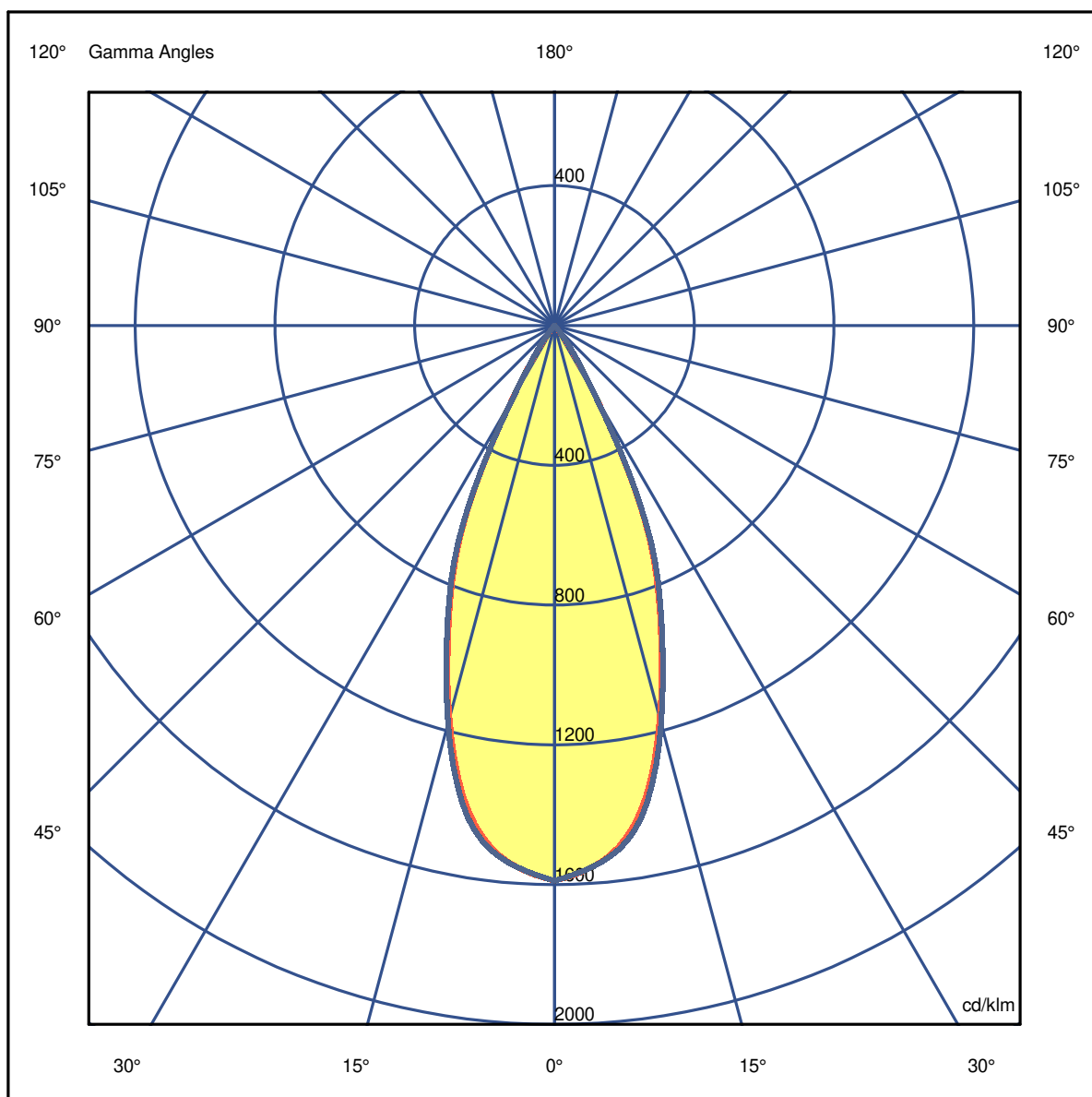
Luminaire Flux	2178 lm	Luminaire Power	18.2 W	Efficacy	119.909 lm/W	Efficiency	79.76%
Source Flux	2730 lm	Maximum value	1588.50 cd/klm	Position	C=0.00 G=0.00	CG	Double Symmetrical

597mm x 297mm



C Halfplanes

180.0 ——— 0.0
270.0 ——— 90.0



Luminaire

Code 90728L260
Name CORA /C L60W30 2 BOPTICS K3 830 HO

Measurem.

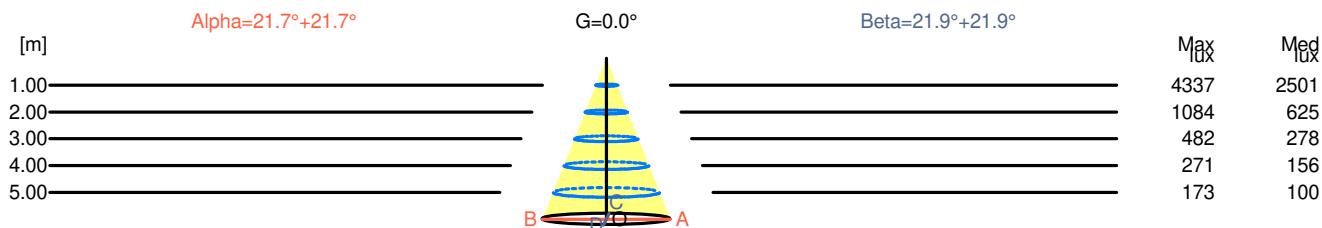
Code 28/7/2023
Name CORA /C L60W30 2 BOPTICS K3 830 HO

Luminaire Flux	2178 lm	Luminaire Power	18.2 W	Efficacy	119.909 lm/W	Efficiency	79.76%
Source Flux	2730 lm	Maximum value	1588.50 cd/klm	Position	C=0.00 G=0.00	CG	Double Symmetrical

Width at 50.00 % of Max Intensity

H[m]	1.00	2.00	3.00	4.00	5.00	H[m]	1.00	2.00	3.00	4.00	5.00
OA	0.40	0.80	1.19	1.59	1.99	OC	0.40	0.81	1.21	1.61	2.01
OB	0.40	0.80	1.19	1.59	1.99	OD	0.40	0.81	1.21	1.61	2.01

	0	5	15	25	35	45	55	65	75	85
OA	4336.61	4203.38	3173.35	1642.37	202.29	3.28	0.00	0.00	0.00	0.00
OB	4336.61	4203.38	3173.35	1642.37	202.29	3.28	0.00	0.00	0.00	0.00
OC	4336.61	4206.93	3216.21	1672.94	222.50	5.19	0.00	0.00	0.00	0.00
OD	4336.61	4206.93	3216.21	1672.94	222.50	5.19	0.00	0.00	0.00	0.00



H[m]	D[m]	Max lux	Med lux	Alpha=21.7°+21.7°	G=0.0	
1.00	0.80	4337	2501			
2.00	1.59	1084	625			
3.00	2.39	482	278			
4.00	3.18	271	156			
5.00	3.98	173	100			

H[m]	D[m]	Max lux	Med lux	Beta=21.9°+21.9°	G=0.0	
1.00	0.81	4337	2501			
2.00	1.61	1084	625			
3.00	2.42	482	278			
4.00	3.22	271	156			
5.00	4.03	173	100			

Luminaire

Code 90728L260

Name CORA /C L60W30 2 BOPTICS K3 830 HO

Measurem.

Code 28/7/2023

Name CORA /C L60W30 2 BOPTICS K3 830 HO

Luminaire Flux	2178 lm	Luminaire Power	18.2 W	Efficacy	119.909 lm/W	Efficiency	79.76%
Source Flux	2730 lm	Maximum value	1588.50 cd/klm	Position	C=0.00 G=0.00	CG	Double Symmetrical

UGR
S = 0.250

Reflectancies										
Ceiling/Cavity	0.7	0.7	0.5	0.5	0.3	0.7	0.7	0.5	0.5	0.3
Walls	0.5	0.3	0.5	0.3	0.3	0.5	0.3	0.5	0.3	0.3
Working Plane	0.2	0.2	0.2	0.2	0.2	0.2	0.2	0.2	0.2	0.2
Room Dimensions										
Room Dimensions	Lateral View					Viewed Endwise				
x=2H y=2H	2.8	3.4	3.1	3.6	3.8	2.9	3.6	3.2	3.8	4.0
x=2H y=3H	2.7	3.2	2.9	3.5	3.7	2.8	3.4	3.1	3.6	3.8
x=2H y=4H	2.6	3.2	2.9	3.4	3.7	2.7	3.3	3.0	3.5	3.8
x=2H y=6H	2.5	3.0	2.9	3.3	3.6	2.7	3.2	3.0	3.5	3.7
x=2H y=8H	2.5	3.0	2.8	3.3	3.5	2.6	3.1	3.0	3.4	3.7
x=2H y=12H	2.5	2.9	2.8	3.2	3.5	2.6	3.0	2.9	3.4	3.6
x=4H y=2H	2.6	3.2	2.9	3.4	3.7	2.7	3.3	3.0	3.5	3.8
x=4H y=3H	2.5	2.9	2.8	3.2	3.5	2.6	3.0	2.9	3.4	3.6
x=4H y=4H	2.4	2.8	2.8	3.1	3.5	2.5	2.9	2.9	3.2	3.6
x=4H y=6H	2.3	2.6	2.7	3.0	3.4	2.5	2.8	2.9	3.1	3.5
x=4H y=8H	2.3	2.6	2.7	2.9	3.3	2.4	2.7	2.8	3.1	3.5
x=4H y=12H	2.2	2.5	2.7	2.9	3.3	2.4	2.6	2.8	3.0	3.4
x=8H y=4H	2.3	2.6	2.7	2.9	3.3	2.4	2.7	2.8	3.1	3.5
x=8H y=6H	2.2	2.4	2.6	2.8	3.3	2.3	2.5	2.8	3.0	3.4
x=8H y=8H	2.1	2.3	2.6	2.7	3.2	2.3	2.4	2.7	2.9	3.4
x=8H y=12H	2.1	2.2	2.6	2.7	3.2	2.2	2.4	2.7	2.8	3.3
x=12H y=4H	2.2	2.5	2.7	2.9	3.3	2.4	2.6	2.8	3.0	3.4
x=12H y=6H	2.1	2.3	2.6	2.7	3.2	2.3	2.4	2.7	2.9	3.4
x=12H y=8H	2.1	2.2	2.6	2.7	3.2	2.2	2.4	2.7	2.8	3.3

Luminaire

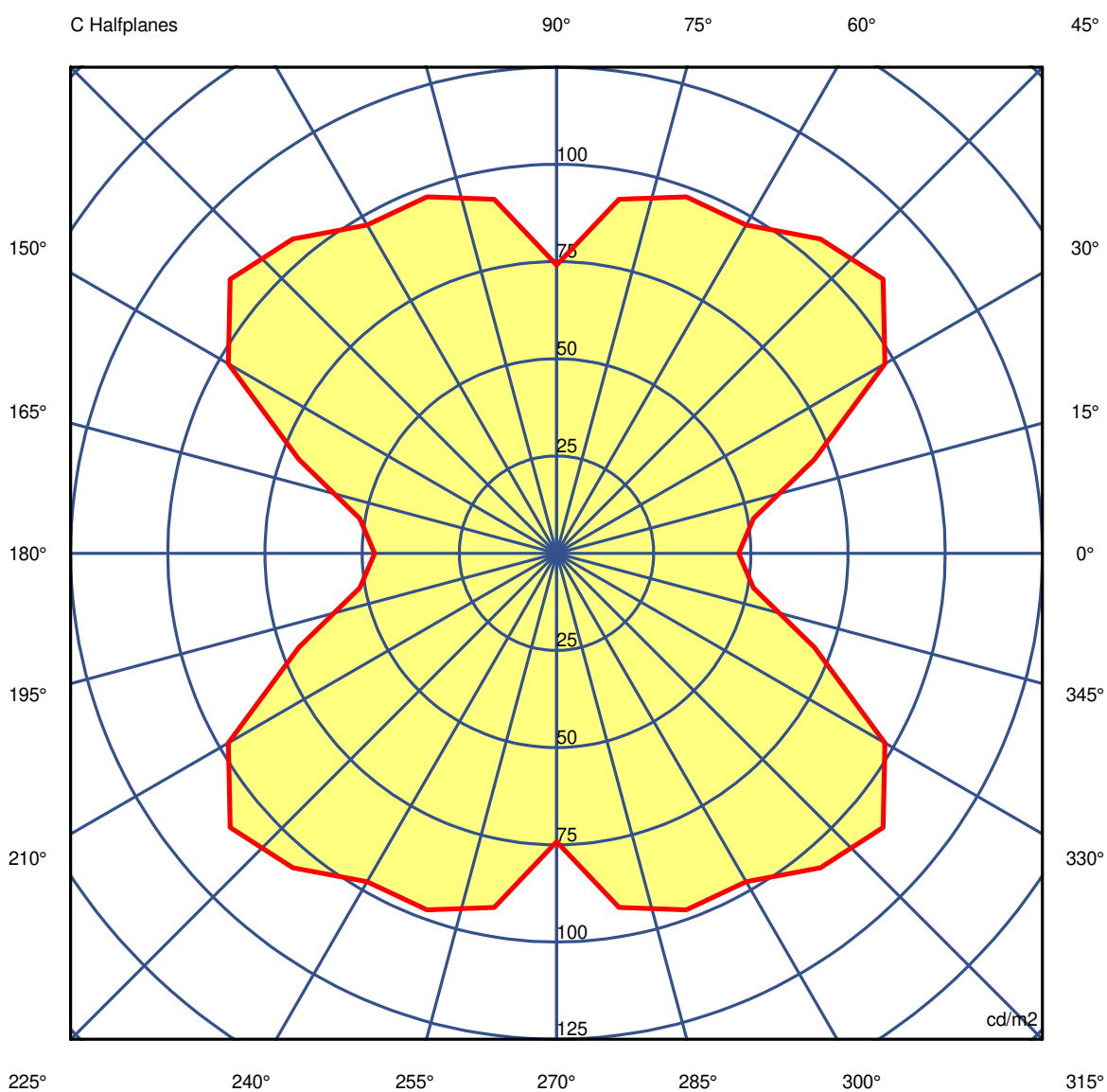
Code 90728L260
Name CORA /C L60W30 2 BOPTICS K3 830 HO

Measurem.

Code 28/7/2023
Name CORA /C L60W30 2 BOPTICS K3 830 HO

Luminaire Flux	2178 lm	Luminaire Power	18.2 W	Efficacy	119.909 lm/W	Efficiency	79.76%
Source Flux	2730 lm	Maximum value	1588.50 cd/klm	Position	C=0.00 G=0.00	CG Double Symmetrical	

Luminance



45.0°

Luminaire

Code 90728L260

Name CORA /C L60W30 2 BOPTICS K3 830 HO

Measurem.

Code 28/7/2023

Name CORA /C L60W30 2 BOPTICS K3 830 HO

Luminaire Flux	2178 lm		Luminaire Power		18.2 W		Efficacy		119.909 lm/W		Efficiency		79.76%	
Source Flux	2730 lm		Maximum value		1588.50 cd/klm		Position		C=0.00 G=0.00		CG		Double Symmetrical	
Luminance cd/m2 Table 1/3														
	C 0.00	C 10.00	C 20.00	C 30.00	C 40.00	C 50.00	C 60.00	C 70.00	C 80.00	C 90.00	C 100.00	C 110.00	C 120.00	
G 0.0	43828	43828	43828	43828	43828	43828	43828	43828	43828	43828	43828	43828	43828	
G 5.0	42644	42613	42621	42644	42631	42637	42672	42677	42680	42680	42680	42677	42672	
G 10.0	39590	39611	39647	39694	39742	39817	39912	39990	40031	40044	40031	39990	39912	
G 15.0	33203	33261	33281	33291	33353	33401	33457	33601	33682	33651	33682	33601	33457	
G 20.0	25879	25898	25904	25906	25933	26020	26141	26221	26247	26237	26247	26221	26141	
G 25.0	18315	18290	18295	18351	18454	18539	18595	18659	18683	18656	18683	18659	18595	
G 30.0	7656	7690	7760	7821	7798	7804	7821	7722	7631	7608	7631	7722	7821	
G 35.0	2496	2527	2569	2620	2674	2709	2725	2740	2745	2745	2745	2740	2725	
G 40.0	335	361	432	522	561	567	555	514	466	421	466	514	555	
G 45.0	47	51	71	98	110	106	98	98	92	74	92	98	98	
G 50.0	52	52	52	52	52	52	52	52	52	52	52	52	52	
G 55.0	0	0	0	0	39	66	58	39	19	0	19	39	58	
G 60.0	0	0	0	0	0	0	0	0	0	0	0	0	0	
G 65.0	0	0	0	0	0	0	0	0	0	0	0	0	0	
G 70.0	0	0	0	0	0	0	0	0	0	0	0	0	0	
G 75.0	0	0	0	0	0	0	0	0	0	0	0	0	0	
G 80.0	0	0	0	0	0	0	0	0	0	0	0	0	0	
G 85.0	0	0	0	0	0	0	0	0	0	0	0	0	0	
G 90.0	0	0	0	0	0	0	0	0	0	0	0	0	0	

Luminaire

Code 90728L260

Name CORA /C L60W30 2 BOPTICS K3 830 HO

Measurem.

Code 28/7/2023

Name CORA /C L60W30 2 BOPTICS K3 830 HO

Luminaire Flux	2178 lm		Luminaire Power		18.2 W		Efficacy		119.909 lm/W		Efficiency		79.76%	
Source Flux	2730 lm		Maximum value		1588.50 cd/klm		Position		C=0.00 G=0.00		CG		Double Symmetrical	
Luminance cd/m2														
Table 2/3														
	C 130.00	C 140.00	C 150.00	C 160.00	C 170.00	C 180.00	C 190.00	C 200.00	C 210.00	C 220.00	C 230.00	C 240.00	C 250.00	
G 0.0	43828	43828	43828	43828	43828	43828	43828	43828	43828	43828	43828	43828	43828	
G 5.0	42637	42631	42644	42621	42613	42644	42613	42621	42644	42631	42637	42672	42677	
G 10.0	39817	39742	39694	39647	39611	39590	39611	39647	39694	39742	39817	39912	39990	
G 15.0	33401	33353	33291	33281	33261	33203	33261	33281	33291	33353	33401	33457	33601	
G 20.0	26020	25933	25906	25904	25898	25879	25898	25904	25906	25933	26020	26141	26221	
G 25.0	18539	18454	18351	18295	18290	18315	18290	18295	18351	18454	18539	18595	18659	
G 30.0	7804	7798	7821	7760	7690	7656	7690	7760	7821	7798	7804	7821	7722	
G 35.0	2709	2674	2620	2569	2527	2496	2527	2569	2620	2674	2709	2725	2740	
G 40.0	567	561	522	432	361	335	361	432	522	561	567	555	514	
G 45.0	106	110	98	71	51	47	51	71	98	110	106	98	98	
G 50.0	52	52	52	52	52	52	52	52	52	52	52	52	52	
G 55.0	66	39	0	0	0	0	0	0	0	39	66	58	39	
G 60.0	0	0	0	0	0	0	0	0	0	0	0	0	0	
G 65.0	0	0	0	0	0	0	0	0	0	0	0	0	0	
G 70.0	0	0	0	0	0	0	0	0	0	0	0	0	0	
G 75.0	0	0	0	0	0	0	0	0	0	0	0	0	0	
G 80.0	0	0	0	0	0	0	0	0	0	0	0	0	0	
G 85.0	0	0	0	0	0	0	0	0	0	0	0	0	0	
G 90.0	0	0	0	0	0	0	0	0	0	0	0	0	0	

Luminaire

Code 90728L260

Name CORA /C L60W30 2 BOPTICS K3 830 HO

Measurem.

Code 28/7/2023

Name CORA /C L60W30 2 BOPTICS K3 830 HO

Luminaire Flux	2178 lm	Luminaire Power	18.2 W	Efficacy	119.909 lm/W	Efficiency	79.76%
Source Flux	2730 lm	Maximum value	1588.50 cd/klm	Position	C=0.00 G=0.00	CG	Double Symmetrical

Luminance cd/m2 Table 3/3

	C 260.00	C 270.00	C 280.00	C 290.00	C 300.00	C 310.00	C 320.00	C 330.00	C 340.00	C 350.00
G 0.0	43828	43828	43828	43828	43828	43828	43828	43828	43828	43828
G 5.0	42680	42680	42680	42677	42672	42637	42631	42644	42621	42613
G 10.0	40031	40044	40031	39990	39912	39817	39742	39694	39647	39611
G 15.0	33682	33651	33682	33601	33457	33401	33353	33291	33281	33261
G 20.0	26247	26237	26247	26221	26141	26020	25933	25906	25904	25898
G 25.0	18683	18656	18683	18659	18595	18539	18454	18351	18295	18290
G 30.0	7631	7608	7631	7722	7821	7804	7798	7821	7760	7690
G 35.0	2745	2745	2745	2740	2725	2709	2674	2620	2569	2527
G 40.0	466	421	466	514	555	567	561	522	432	361
G 45.0	92	74	92	98	98	106	110	98	71	51
G 50.0	52	52	52	52	52	52	52	52	52	52
G 55.0	19	0	19	39	58	66	39	0	0	0
G 60.0	0	0	0	0	0	0	0	0	0	0
G 65.0	0	0	0	0	0	0	0	0	0	0
G 70.0	0	0	0	0	0	0	0	0	0	0
G 75.0	0	0	0	0	0	0	0	0	0	0
G 80.0	0	0	0	0	0	0	0	0	0	0
G 85.0	0	0	0	0	0	0	0	0	0	0
G 90.0	0	0	0	0	0	0	0	0	0	0