

**Luminaire**

Code 90280L016

Name 6TH ELEMENT D/I D140 930 80°/80°

**Measurem.**

Code 31/1/2023

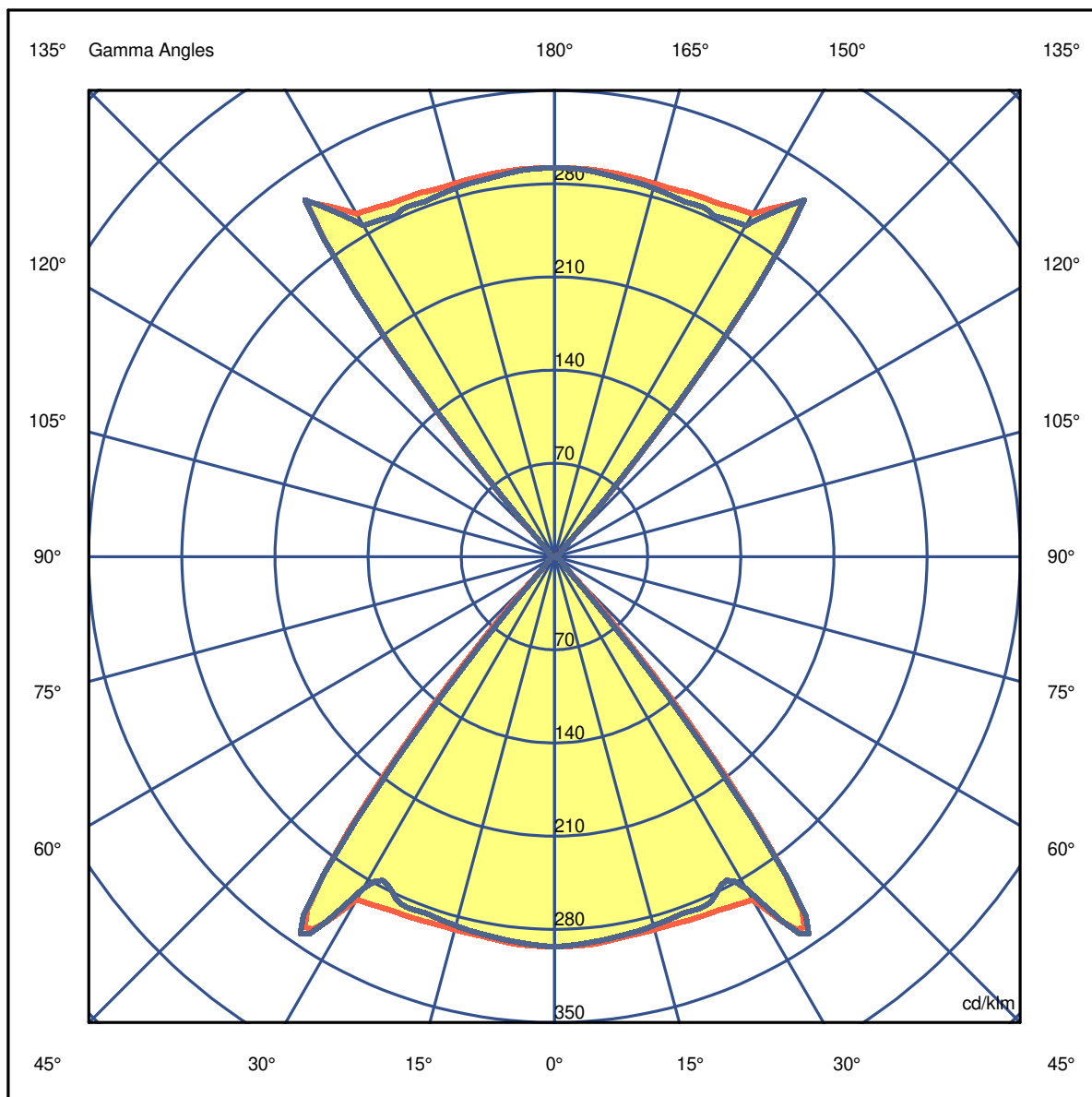
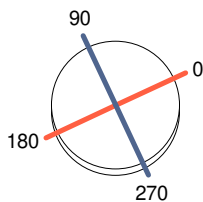
Name 6TH ELEMENT D/I D140 930 80°/80°

Luminaire Flux	2047 lm	Luminaire Power	17.2 W	Efficacy	119.027 lm/W	Efficiency	87.49%
Source Flux	2340 lm	Maximum value	328.90 cd/klm	Position	C=90.00 G=35.00	CG	Double Symmetrical

Diam=140mm

C Halfplanes

180.0 ——— 0.0  
270.0 ——— 90.0



**Luminaire**

Code 90280L016

Name 6TH ELEMENT D/I D140 930 80°/80°

**Measurem.**

Code 31/1/2023

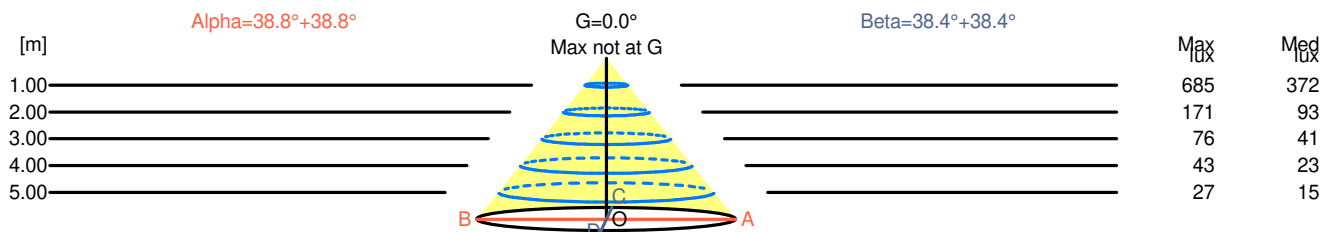
Name 6TH ELEMENT D/I D140 930 80°/80°

Luminaire Flux	2047 lm	Luminaire Power	17.2 W	Efficacy	119.027 lm/W	Efficiency	87.49%
Source Flux	2340 lm	Maximum value	328.90 cd/klm	Position	C=90.00 G=35.00	CG	Double Symmetrical

Width at 50.00 % of Max Intensity

H[m]	1.00	2.00	3.00	4.00	5.00	H[m]	1.00	2.00	3.00	4.00	5.00
OA	0.80	1.61	2.41	3.22	4.02	OC	0.79	1.59	2.38	3.17	3.97
OB	0.80	1.61	2.41	3.22	4.02	OD	0.79	1.59	2.38	3.17	3.97

	0	5	15	25	35	45	55	65	75	85
OA	685.39	684.92	678.60	684.92	757.93	29.72	12.17	5.85	2.34	0.94
OB	685.39	684.92	678.60	684.92	757.93	29.72	12.17	5.85	2.34	0.94
OC	685.39	681.17	671.35	661.99	769.63	32.29	14.51	7.72	2.11	0.70
OD	685.39	681.17	671.35	661.99	769.63	32.29	14.51	7.72	2.11	0.70



H[m]	D[m]	Max lux	Med lux	Alpha=38.8°+38.8°	G=0.0 Max not at G
1.00	1.61	685	372		
2.00	3.22	171	93		
3.00	4.83	76	41		
4.00	6.44	43	23		
5.00	8.04	27	15		

H[m]	D[m]	Max lux	Med lux	Beta=38.4°+38.4°	G=0.0 Max not at G
1.00	1.59	685	372		
2.00	3.17	171	93		
3.00	4.76	76	41		
4.00	6.35	43	23		
5.00	7.94	27	15		

**Luminaire**

Code 90280L016

Name 6TH ELEMENT D/I D140 930 80°/80°

**Measurem.**

Code 31/1/2023

Name 6TH ELEMENT D/I D140 930 80°/80°

Luminaire Flux	2047 lm	Luminaire Power	17.2 W	Efficacy	119.027 lm/W	Efficiency	87.49%
Source Flux	2340 lm	Maximum value	328.90 cd/klm	Position	C=90.00 G=35.00	CG	Double Symmetrical

**UGR**  
S = 0.250

Reflectancies										
Ceiling/Cavity	0.7	0.7	0.5	0.5	0.3	0.7	0.7	0.5	0.5	0.3
Walls	0.5	0.3	0.5	0.3	0.3	0.5	0.3	0.5	0.3	0.3
Working Plane	0.2	0.2	0.2	0.2	0.2	0.2	0.2	0.2	0.2	0.2
Room Dimensions	Lateral View					Viewed Endwise				
x=2H y=2H	19.0	19.6	19.9	20.4	21.5	18.8	19.4	19.7	20.3	21.3
x=2H y=3H	18.7	19.3	19.6	20.1	21.2	18.6	19.1	19.5	20.0	21.1
x=2H y=4H	18.6	19.1	19.5	20.0	21.1	18.4	18.9	19.3	19.8	20.9
x=2H y=6H	18.4	18.9	19.4	19.8	21.0	18.3	18.7	19.2	19.6	20.8
x=2H y=8H	18.4	18.8	19.3	19.7	20.9	18.2	18.6	19.2	19.5	20.7
x=2H y=12H	18.3	18.7	19.3	19.6	20.8	18.1	18.5	19.1	19.5	20.6
x=4H y=2H	18.6	19.1	19.5	20.0	21.1	18.4	18.9	19.3	19.8	20.9
x=4H y=3H	18.3	18.7	19.3	19.6	20.8	18.1	18.5	19.1	19.5	20.6
x=4H y=4H	18.1	18.5	19.1	19.4	20.7	18.0	18.3	19.0	19.3	20.5
x=4H y=6H	18.0	18.3	19.0	19.3	20.5	17.8	18.1	18.8	19.1	20.4
x=4H y=8H	17.9	18.2	18.9	19.2	20.4	17.8	18.0	18.8	19.0	20.3
x=4H y=12H	17.8	18.1	18.9	19.1	20.4	17.7	17.9	18.7	18.9	20.2
x=8H y=4H	17.9	18.2	18.9	19.2	20.4	17.8	18.0	18.8	19.0	20.3
x=8H y=6H	17.8	18.0	18.8	19.0	20.3	17.6	17.8	18.6	18.8	20.1
x=8H y=8H	17.7	17.9	18.7	18.9	20.2	17.5	17.7	18.6	18.7	20.0
x=8H y=12H	17.6	17.7	18.6	18.8	20.1	17.4	17.6	18.5	18.6	19.9
x=12H y=4H	17.8	18.1	18.9	19.1	20.4	17.7	17.9	18.7	18.9	20.2
x=12H y=6H	17.7	17.9	18.7	18.9	20.2	17.5	17.7	18.6	18.7	20.0
x=12H y=8H	17.6	17.7	18.6	18.8	20.1	17.4	17.6	18.5	18.6	19.9

**Luminaire**

Code 90280L016

Name 6TH ELEMENT D/I D140 930 80°/80°

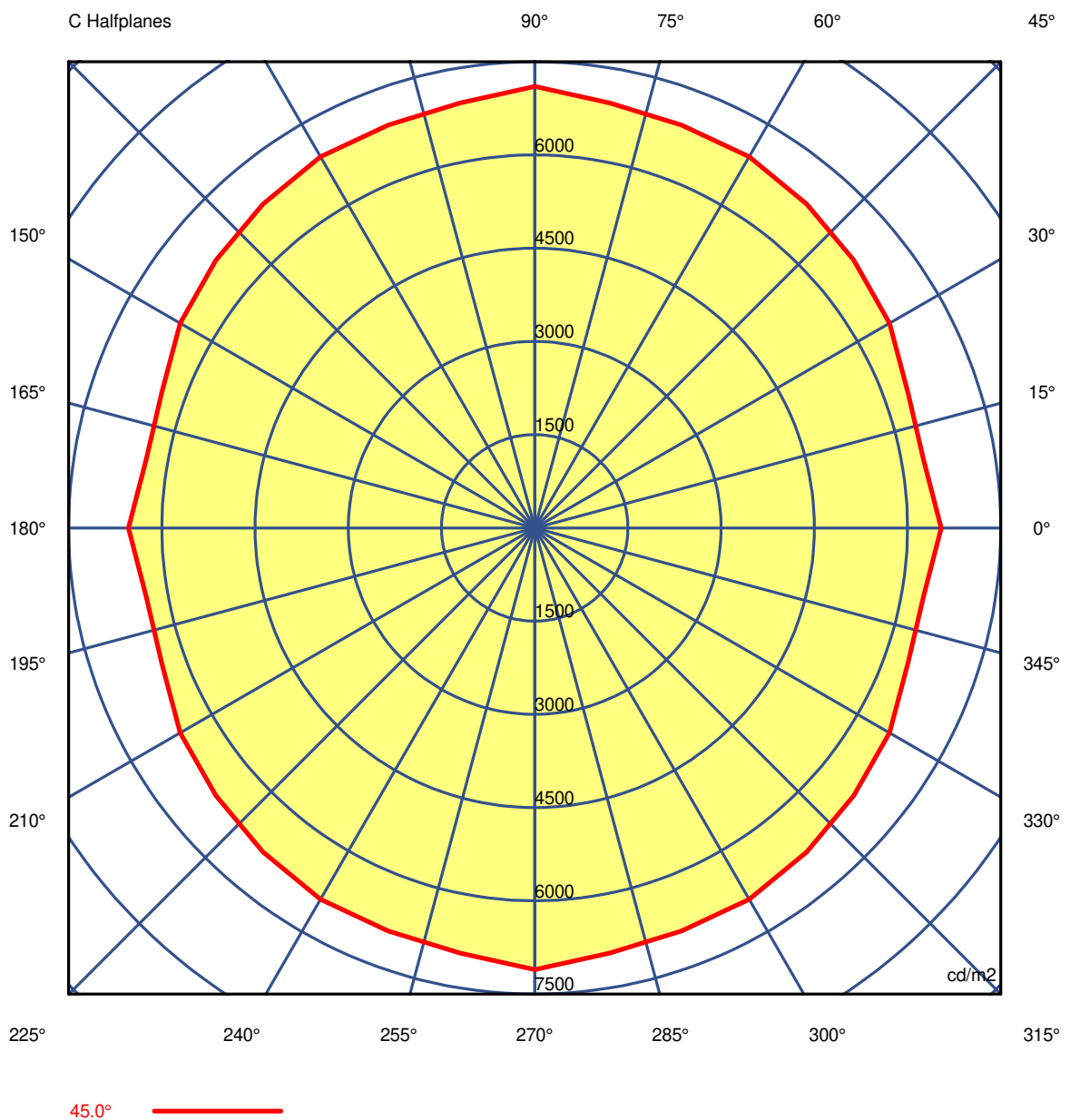
**Measurem.**

Code 31/1/2023

Name 6TH ELEMENT D/I D140 930 80°/80°

Luminaire Flux	2047 lm	Luminaire Power	17.2 W	Efficacy	119.027 lm/W	Efficiency	87.49%
Source Flux	2340 lm	Maximum value	328.90 cd/klm	Position	C=90.00 G=35.00	CG Double Symmetrical	

Luminance



**Luminaire**

Code 90280L016

Name 6TH ELEMENT D/I D140 930 80°/80°

**Measur.**

Code 31/1/2023

Name 6TH ELEMENT D/I D140 930 80°/80°

Luminaire Flux		2047 lm		Luminaire Power		17.2 W		Efficacy		119.027 lm/W		Efficiency		87.49%	
Source Flux		2340 lm		Maximum value		328.90 cd/klm		Position		C=90.00 G=35.00		CG		Double Symmetrical	
Luminance cd/m2														Table 1/3	
	C 0.00	C 10.00	C 20.00	C 30.00	C 40.00	C 50.00	C 60.00	C 70.00	C 80.00	C 90.00	C 100.00	C 110.00	C 120.00		
G 0.0	242406	242406	242406	242406	242406	242406	242406	242406	242406	242406	242406	242406	242406	242406	242406
G 5.0	218793	218694	218261	217448	217389	217868	218120	217563	217251	217597	217251	217563	218120	218793	218694
G 10.0	199369	199277	198682	197447	197148	197358	197516	197561	197763	198339	197763	197561	197358	199369	199277
G 15.0	185266	184857	183991	182966	182711	182562	182519	181869	182017	183286	182017	181869	182519	185266	184857
G 20.0	175190	174921	174223	172904	171247	170449	170015	168569	168760	171279	168760	168569	170015	175190	174921
G 25.0	167710	167595	166973	165074	162726	161062	159803	158088	158694	162095	158694	158088	161062	167710	167595
G 30.0	163798	165124	165388	163908	160801	157809	155977	155357	156396	158731	156396	155357	155977	163798	165124
G 35.0	173004	172933	172636	172577	173834	173699	171776	170694	172115	175675	172115	170694	171776	173004	172933
G 40.0	59806	56154	58342	60903	53631	51235	54635	50158	47009	46487	47009	50158	54635	59806	56154
G 45.0	6539	6352	6389	6590	6701	6803	6899	6899	6943	7105	6943	6899	6899	6539	6352
G 50.0	3836	3926	4067	4143	3999	3942	3989	3877	3861	4040	3861	3877	3989	3836	3926
G 55.0	2662	2595	2526	2509	2618	2822	2969	2929	2965	3174	2965	2929	2969	2662	2595
G 60.0	2685	2294	1963	1756	1736	1932	2221	2421	2677	3047	2677	2421	2221	2685	2294
G 65.0	1312	1888	1755	1102	839	1199	1680	1568	1481	1732	1481	1568	1680	1312	1888
G 70.0	807	703	584	484	468	507	538	538	574	699	574	538	538	807	703
G 75.0	556	529	456	334	205	160	222	335	433	500	433	335	222	556	529
G 80.0	522	458	334	174	71	75	174	299	379	406	379	299	174	522	458
G 85.0	244	192	183	183	62	0	0	129	183	183	183	129	0	244	192
G 90.0	195	195	195	195	66	0	0	148	187	65	187	148	0	195	195

**Luminaire**

Code 90280L016

Name 6TH ELEMENT D/I D140 930 80°/80°

**Measurment.**

Code 31/1/2023

Name 6TH ELEMENT D/I D140 930 80°/80°

Luminaire Flux		2047 lm		Luminaire Power		17.2 W		Efficacy		119.027 lm/W		Efficiency		87.49%											
Source Flux		2340 lm		Maximum value		328.90 cd/klm		Position		C=90.00 G=35.00		CG		Double Symmetrical											
Luminance cd/m2														Table 2/3											
C 130.00		C 140.00		C 150.00		C 160.00		C 170.00		C 180.00		C 190.00		C 200.00		C 210.00		C 220.00		C 230.00		C 240.00		C 250.00	
G 0.0	242406	242406	242406	242406	242406	242406	242406	242406	242406	242406	242406	242406	242406	242406	242406	242406	242406	242406	242406	242406	242406	242406	242406	242406	242406
G 5.0	217868	217389	217448	218261	218694	218793	218694	218261	217448	217389	217868	218120	217563												
G 10.0	197358	197148	197447	198682	199277	199369	199277	198682	197447	197148	197358	197516	197561												
G 15.0	182562	182711	182966	183991	184857	185266	184857	183991	182966	182711	182562	182519	181869												
G 20.0	170449	171247	172904	174223	174921	175190	174921	174223	172904	171247	170449	170015	168569												
G 25.0	161062	162726	165074	166973	167595	167710	167595	166973	165074	162726	161062	159803	158088												
G 30.0	157809	160801	163908	165388	165124	163798	165124	165388	163908	160801	157809	155977	155357												
G 35.0	173699	173834	172577	172636	172933	173004	172933	172636	172577	173834	173699	171776	170694												
G 40.0	51235	53631	60903	58342	56154	59806	56154	58342	60903	53631	51235	54635	50158												
G 45.0	6803	6701	6590	6389	6352	6539	6352	6389	6590	6701	6803	6899	6899												
G 50.0	3942	3999	4143	4067	3926	3836	3926	4067	4143	3999	3942	3989	3877												
G 55.0	2822	2618	2509	2526	2595	2662	2595	2526	2509	2618	2822	2969	2929												
G 60.0	1932	1736	1756	1963	2294	2685	2294	1963	1756	1736	1932	2221	2421												
G 65.0	1199	839	1102	1755	1888	1312	1888	1755	1102	839	1199	1680	1568												
G 70.0	507	468	484	584	703	807	703	584	484	468	507	538	538												
G 75.0	160	205	334	456	529	556	529	456	334	205	160	222	335												
G 80.0	75	71	174	334	458	522	458	334	174	71	75	174	299												
G 85.0	0	62	183	183	192	244	192	183	183	62	0	0	129												
G 90.0	0	66	195	195	195	195	195	195	195	66	0	0	148												

**Luminaire**

Code 90280L016

Name 6TH ELEMENT D/I D140 930 80°/80°

**Measurem.**

Code 31/1/2023

Name 6TH ELEMENT D/I D140 930 80°/80°

Luminaire Flux	2047 lm	Luminaire Power	17.2 W	Efficacy	119.027 lm/W	Efficiency	87.49%
Source Flux	2340 lm	Maximum value	328.90 cd/klm	Position	C=90.00 G=35.00	CG	Double Symmetrical

**Luminance cd/m2 Table 3/3**

	C 260.00	C 270.00	C 280.00	C 290.00	C 300.00	C 310.00	C 320.00	C 330.00	C 340.00	C 350.00
G 0.0	242406	242406	242406	242406	242406	242406	242406	242406	242406	242406
G 5.0	217251	217597	217251	217563	218120	217868	217389	217448	218261	218694
G 10.0	197763	198339	197763	197561	197516	197358	197148	197447	198682	199277
G 15.0	182017	183286	182017	181869	182519	182562	182711	182966	183991	184857
G 20.0	168760	171279	168760	168569	170015	170449	171247	172904	174223	174921
G 25.0	158694	162095	158694	158088	159803	161062	162726	165074	166973	167595
G 30.0	156396	158731	156396	155357	155977	157809	160801	163908	165388	165124
G 35.0	172115	175675	172115	170694	171776	173699	173834	172577	172636	172933
G 40.0	47009	46487	47009	50158	54635	51235	53631	60903	58342	56154
G 45.0	6943	7105	6943	6899	6899	6803	6701	6590	6389	6352
G 50.0	3861	4040	3861	3877	3989	3942	3999	4143	4067	3926
G 55.0	2965	3174	2965	2929	2969	2822	2618	2509	2526	2595
G 60.0	2677	3047	2677	2421	2221	1932	1736	1756	1963	2294
G 65.0	1481	1732	1481	1568	1680	1199	839	1102	1755	1888
G 70.0	574	699	574	538	538	507	468	484	584	703
G 75.0	433	500	433	335	222	160	205	334	456	529
G 80.0	379	406	379	299	174	75	71	174	334	458
G 85.0	183	183	183	129	0	0	62	183	183	192
G 90.0	187	65	187	148	0	0	66	195	195	195