

Luminaire

Code 90347L200
Name ELI /C L200 PB 940 35° LO

Measurem.

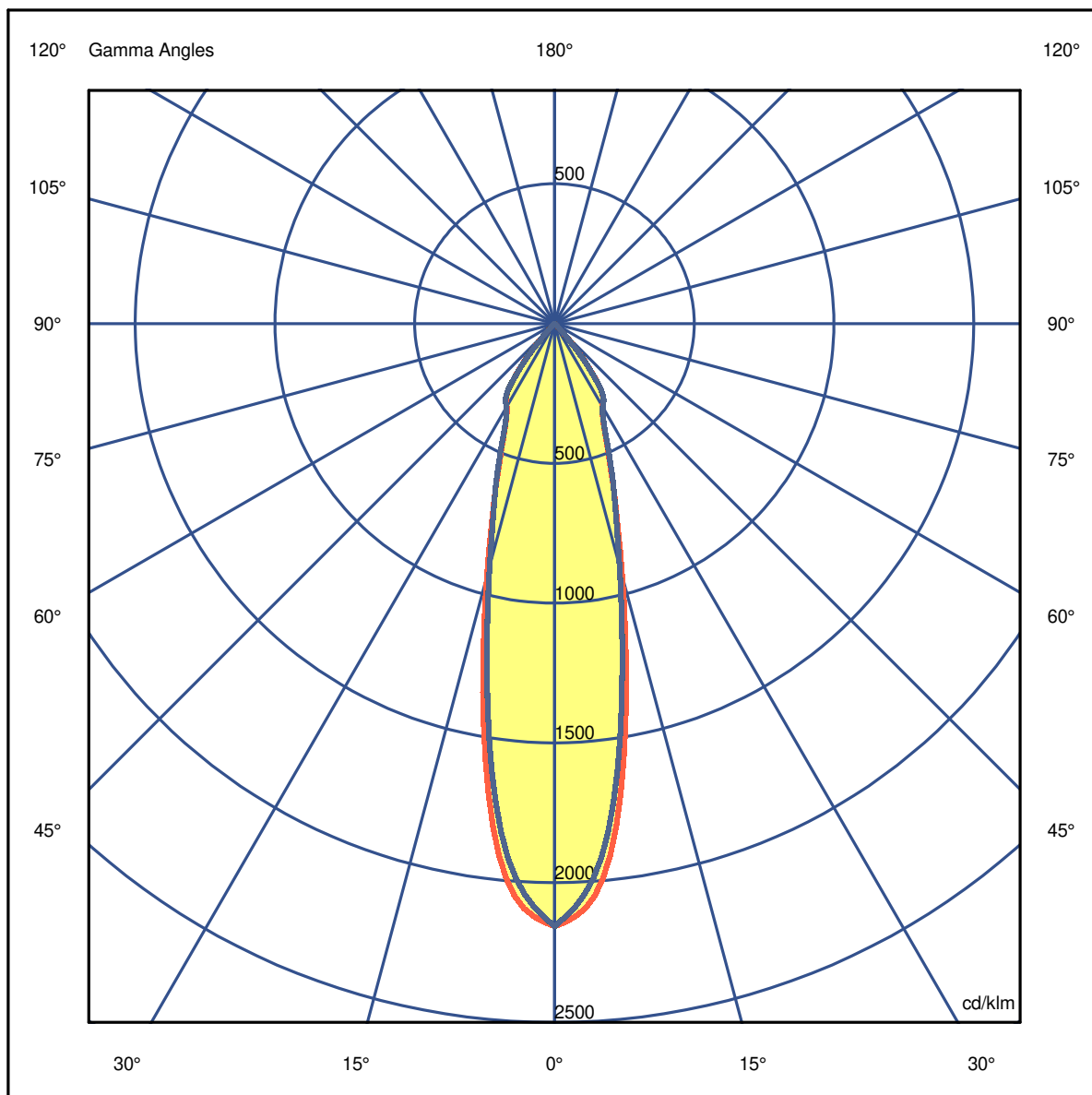
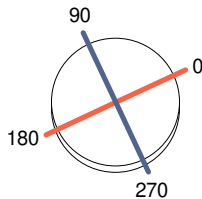
Code 5/9/2023
Name ELI /C L200 PB 940 35° LO

| | | | | | | | |
|----------------|--------|-----------------|----------------|----------|---------------|------------|--------------------|
| Luminaire Flux | 703 lm | Luminaire Power | 6.5 W | Efficacy | 108.588 lm/W | Efficiency | 83.64% |
| Source Flux | 840 lm | Maximum value | 2155.60 cd/klm | Position | C=0.00 G=0.00 | CG | Double Symmetrical |

Diam=80mm

C Halfplanes

180.0 ——— 0.0
270.0 ——— 90.0



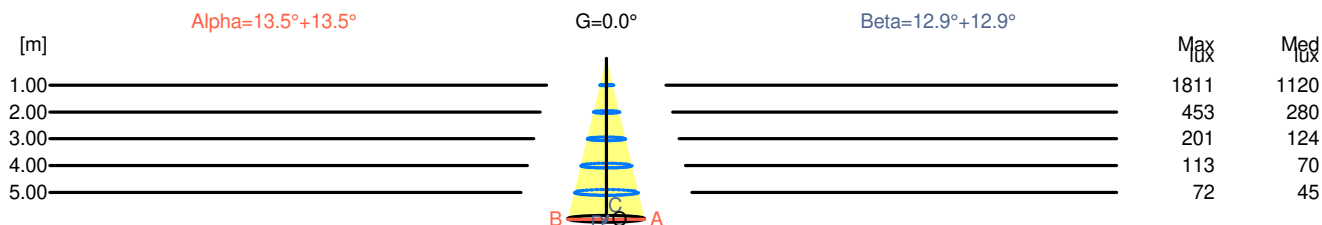
LuminaireCode 90347L200
Name ELI /C L200 PB 940 35° LO**Measurem.**Code 5/9/2023
Name ELI /C L200 PB 940 35° LO

| | | | | | | | |
|----------------|--------|-----------------|----------------|----------|---------------|------------|--------------------|
| Luminaire Flux | 703 lm | Luminaire Power | 6.5 W | Efficacy | 108.588 lm/W | Efficiency | 83.64% |
| Source Flux | 840 lm | Maximum value | 2155.60 cd/klm | Position | C=0.00 G=0.00 | CG | Double Symmetrical |

Width at 50.00 % of Max Intensity

| | | | | | | | | | | | |
|------|------|------|------|------|------|------|------|------|------|------|------|
| H[m] | 1.00 | 2.00 | 3.00 | 4.00 | 5.00 | H[m] | 1.00 | 2.00 | 3.00 | 4.00 | 5.00 |
| OA | 0.24 | 0.48 | 0.72 | 0.96 | 1.20 | OC | 0.23 | 0.46 | 0.69 | 0.91 | 1.14 |
| OB | 0.24 | 0.48 | 0.72 | 0.96 | 1.20 | OD | 0.23 | 0.46 | 0.69 | 0.91 | 1.14 |

| | 0 | 5 | 15 | 25 | 35 | 45 | 55 | 65 | 75 | 85 |
|----|---------|---------|--------|--------|--------|-------|------|------|------|------|
| OA | 1810.70 | 1673.11 | 784.31 | 356.58 | 242.09 | 16.55 | 2.10 | 0.34 | 0.00 | 0.00 |
| OB | 1810.70 | 1673.11 | 784.31 | 356.58 | 242.09 | 16.55 | 2.10 | 0.34 | 0.00 | 0.00 |
| OC | 1810.70 | 1611.96 | 752.64 | 362.12 | 243.94 | 15.54 | 2.10 | 0.67 | 0.00 | 0.00 |
| OD | 1810.70 | 1611.96 | 752.64 | 362.12 | 243.94 | 15.54 | 2.10 | 0.67 | 0.00 | 0.00 |



| H[m] | D[m] | Max lux | Med lux | Alpha=13.5°+13.5° | G=0.0 |
|------|------|---------|---------|-------------------|-------|
| 1.00 | 0.48 | 1811 | 1120 | | |
| 2.00 | 0.96 | 453 | 280 | | |
| 3.00 | 1.44 | 201 | 124 | | |
| 4.00 | 1.91 | 113 | 70 | | |
| 5.00 | 2.39 | 72 | 45 | | |

| H[m] | D[m] | Max lux | Med lux | Beta=12.9°+12.9° | G=0.0 |
|------|------|---------|---------|------------------|-------|
| 1.00 | 0.46 | 1811 | 1120 | | |
| 2.00 | 0.91 | 453 | 280 | | |
| 3.00 | 1.37 | 201 | 124 | | |
| 4.00 | 1.83 | 113 | 70 | | |
| 5.00 | 2.29 | 72 | 45 | | |

LuminaireCode 90347L200
Name ELI /C L200 PB 940 35° LO**Measurem.**Code 5/9/2023
Name ELI /C L200 PB 940 35° LO

| | | | | | | | |
|----------------|--------|-----------------|----------------|----------|---------------|------------|--------------------|
| Luminaire Flux | 703 lm | Luminaire Power | 6.5 W | Efficacy | 108.588 lm/W | Efficiency | 83.64% |
| Source Flux | 840 lm | Maximum value | 2155.60 cd/klm | Position | C=0.00 G=0.00 | CG | Double Symmetrical |

UGR
S = 0.250

| Reflectancies | | | | | | | | | | |
|-----------------|--------------|------|------|------|------|----------------|------|------|------|------|
| Ceiling/Cavity | 0.7 | 0.7 | 0.5 | 0.5 | 0.3 | 0.7 | 0.7 | 0.5 | 0.5 | 0.3 |
| Walls | 0.5 | 0.3 | 0.5 | 0.3 | 0.3 | 0.5 | 0.3 | 0.5 | 0.3 | 0.3 |
| Working Plane | 0.2 | 0.2 | 0.2 | 0.2 | 0.2 | 0.2 | 0.2 | 0.2 | 0.2 | 0.2 |
| Room Dimensions | Lateral View | | | | | Viewed Endwise | | | | |
| x=2H y=2H | 14.5 | 15.2 | 14.7 | 15.3 | 15.6 | 14.5 | 15.1 | 14.7 | 15.3 | 15.5 |
| x=2H y=3H | 14.4 | 15.0 | 14.6 | 15.2 | 15.4 | 14.3 | 14.9 | 14.6 | 15.2 | 15.4 |
| x=2H y=4H | 14.3 | 14.9 | 14.6 | 15.1 | 15.4 | 14.3 | 14.9 | 14.6 | 15.1 | 15.4 |
| x=2H y=6H | 14.2 | 14.7 | 14.5 | 15.0 | 15.3 | 14.2 | 14.7 | 14.5 | 15.0 | 15.3 |
| x=2H y=8H | 14.2 | 14.7 | 14.5 | 15.0 | 15.3 | 14.2 | 14.7 | 14.5 | 15.0 | 15.2 |
| x=2H y=12H | 14.1 | 14.6 | 14.5 | 14.9 | 15.2 | 14.1 | 14.6 | 14.5 | 14.9 | 15.2 |
| x=4H y=2H | 14.3 | 14.9 | 14.6 | 15.1 | 15.4 | 14.3 | 14.9 | 14.6 | 15.1 | 15.4 |
| x=4H y=3H | 14.1 | 14.6 | 14.5 | 14.9 | 15.2 | 14.1 | 14.6 | 14.5 | 14.9 | 15.2 |
| x=4H y=4H | 14.1 | 14.5 | 14.4 | 14.8 | 15.2 | 14.1 | 14.5 | 14.4 | 14.8 | 15.1 |
| x=4H y=6H | 14.0 | 14.3 | 14.4 | 14.7 | 15.1 | 14.0 | 14.3 | 14.4 | 14.7 | 15.1 |
| x=4H y=8H | 14.0 | 14.2 | 14.4 | 14.6 | 15.0 | 13.9 | 14.2 | 14.4 | 14.6 | 15.0 |
| x=4H y=12H | 13.9 | 14.2 | 14.4 | 14.6 | 15.0 | 13.9 | 14.2 | 14.3 | 14.6 | 15.0 |
| x=8H y=4H | 14.0 | 14.2 | 14.4 | 14.6 | 15.0 | 13.9 | 14.2 | 14.4 | 14.6 | 15.0 |
| x=8H y=6H | 13.9 | 14.1 | 14.3 | 14.5 | 15.0 | 13.9 | 14.1 | 14.3 | 14.5 | 14.9 |
| x=8H y=8H | 13.8 | 14.0 | 14.3 | 14.5 | 14.9 | 13.8 | 14.0 | 14.3 | 14.4 | 14.9 |
| x=8H y=12H | 13.8 | 13.9 | 14.3 | 14.4 | 14.9 | 13.8 | 13.9 | 14.2 | 14.4 | 14.9 |
| x=12H y=4H | 13.9 | 14.2 | 14.4 | 14.6 | 15.0 | 13.9 | 14.2 | 14.3 | 14.6 | 15.0 |
| x=12H y=6H | 13.8 | 14.0 | 14.3 | 14.5 | 14.9 | 13.8 | 14.0 | 14.3 | 14.4 | 14.9 |
| x=12H y=8H | 13.8 | 13.9 | 14.3 | 14.4 | 14.9 | 13.8 | 13.9 | 14.2 | 14.4 | 14.9 |

Luminaire

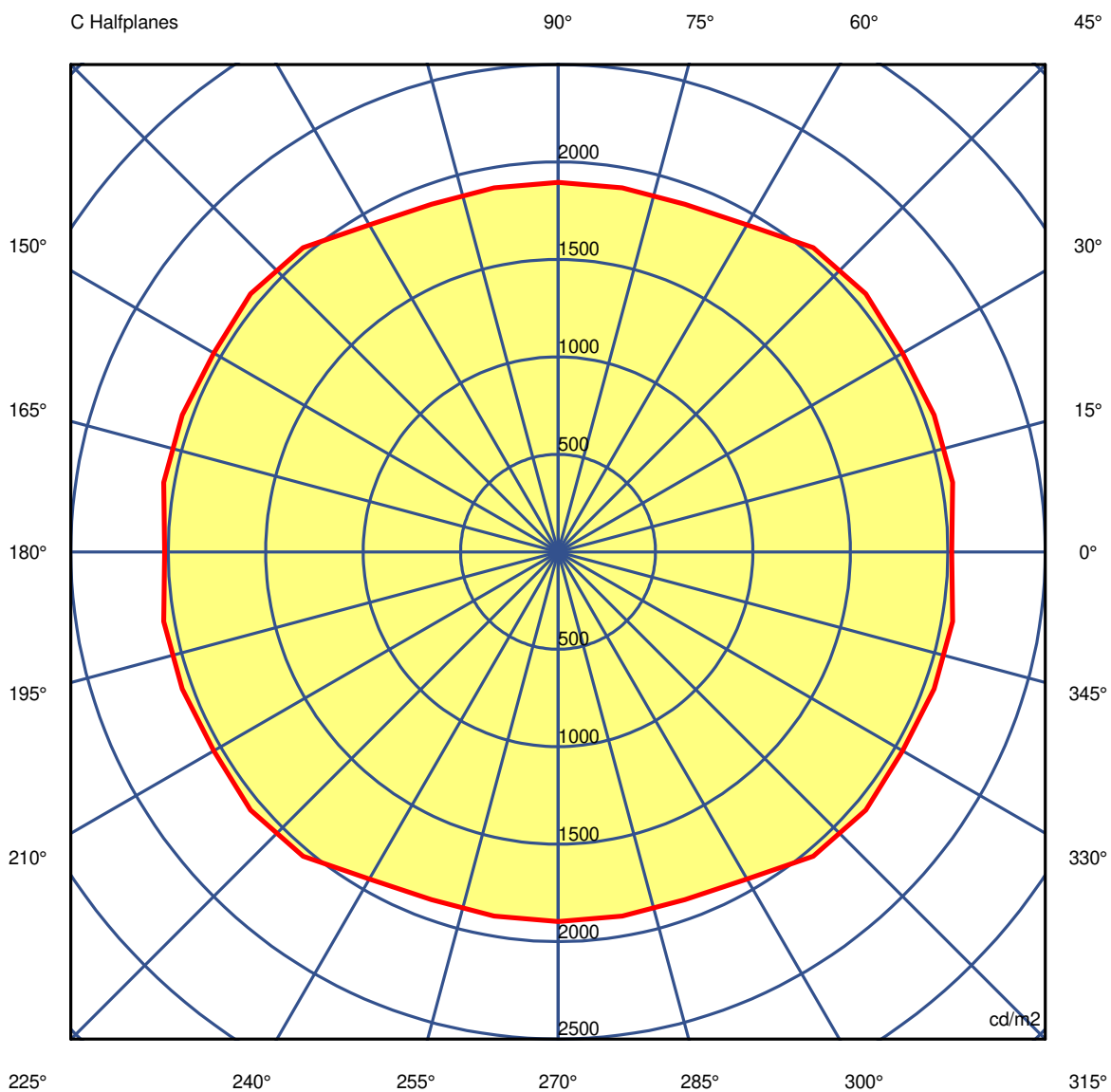
Code 90347L200
Name ELI /C L200 PB 940 35° LO

Measurem.

Code 5/9/2023
Name ELI /C L200 PB 940 35° LO

| | | | | | | | |
|----------------|--------|-----------------|----------------|----------|---------------|-----------------------|--------|
| Luminaire Flux | 703 lm | Luminaire Power | 6.5 W | Efficacy | 108.588 lm/W | Efficiency | 83.64% |
| Source Flux | 840 lm | Maximum value | 2155.60 cd/klm | Position | C=0.00 G=0.00 | CG Double Symmetrical | |

Luminance



45.0°

Luminaire

Code 90347L200
Name ELI /C L200 PB 940 35° LO

Measur.

Code 5/9/2023
Name ELI /C L200 PB 940 35° LO

| | | | | | | | | | | | | | | |
|---------------------------|--------|---------|-----------------|---------|----------------|---------|----------|---------|---------------|---------|------------|----------|--------------------|--|
| Luminaire Flux | 703 lm | | Luminaire Power | | 6.5 W | | Efficacy | | 108.588 lm/W | | Efficiency | | 83.64% | |
| Source Flux | 840 lm | | Maximum value | | 2155.60 cd/klm | | Position | | C=0.00 G=0.00 | | CG | | Double Symmetrical | |
| Luminance cd/m2 Table 1/3 | | | | | | | | | | | | | | |
| | C 0.00 | C 10.00 | C 20.00 | C 30.00 | C 40.00 | C 50.00 | C 60.00 | C 70.00 | C 80.00 | C 90.00 | C 100.00 | C 110.00 | C 120.00 | |
| G 0.0 | 388845 | 388845 | 388845 | 388845 | 388845 | 388845 | 388845 | 388845 | 388845 | 388845 | 388845 | 388845 | 388845 | |
| G 5.0 | 319120 | 317833 | 317171 | 316252 | 313728 | 312210 | 311830 | 310169 | 308461 | 307456 | 308461 | 310169 | 311830 | |
| G 10.0 | 211913 | 211526 | 210123 | 207865 | 205708 | 203195 | 201031 | 200886 | 200687 | 200436 | 200687 | 200886 | 201031 | |
| G 15.0 | 124660 | 124536 | 123775 | 122297 | 121935 | 120738 | 119146 | 119697 | 120232 | 119627 | 120232 | 119697 | 119146 | |
| G 20.0 | 76018 | 76470 | 76350 | 76068 | 76469 | 76336 | 75782 | 76181 | 76471 | 76479 | 76471 | 76181 | 75782 | |
| G 25.0 | 49878 | 50074 | 50136 | 50160 | 50391 | 50442 | 50348 | 50534 | 50645 | 50653 | 50645 | 50534 | 50348 | |
| G 30.0 | 38405 | 38460 | 38403 | 38282 | 38229 | 38094 | 37991 | 38215 | 38463 | 38573 | 38463 | 38215 | 37991 | |
| G 35.0 | 31079 | 30964 | 31010 | 31112 | 31048 | 31157 | 31392 | 31320 | 31266 | 31317 | 31266 | 31320 | 31392 | |
| G 40.0 | 13456 | 13379 | 13241 | 13121 | 13079 | 12902 | 12566 | 12587 | 12593 | 12493 | 12593 | 12587 | 12566 | |
| G 45.0 | 2020 | 2056 | 2053 | 2040 | 2061 | 2037 | 1938 | 1899 | 1897 | 1897 | 1897 | 1899 | 1938 | |
| G 50.0 | 536 | 591 | 607 | 607 | 623 | 622 | 597 | 576 | 557 | 536 | 557 | 576 | 597 | |
| G 55.0 | 252 | 252 | 252 | 252 | 252 | 252 | 252 | 252 | 252 | 252 | 252 | 252 | 252 | |
| G 60.0 | 81 | 97 | 101 | 101 | 117 | 117 | 101 | 101 | 97 | 81 | 97 | 101 | 101 | |
| G 65.0 | 41 | 41 | 48 | 61 | 61 | 67 | 81 | 81 | 81 | 81 | 81 | 81 | 81 | |
| G 70.0 | 0 | 0 | 0 | 0 | 0 | 0 | 0 | 0 | 0 | 0 | 0 | 0 | 0 | |
| G 75.0 | 0 | 0 | 0 | 0 | 0 | 0 | 0 | 0 | 0 | 0 | 0 | 0 | 0 | |
| G 80.0 | 0 | 0 | 0 | 0 | 0 | 0 | 0 | 0 | 0 | 0 | 0 | 0 | 0 | |
| G 85.0 | 0 | 0 | 0 | 0 | 0 | 0 | 0 | 0 | 0 | 0 | 0 | 0 | 0 | |
| G 90.0 | 0 | 0 | 0 | 0 | 0 | 0 | 0 | 0 | 0 | 0 | 0 | 0 | 0 | |

Luminaire

Code 90347L200
Name ELI /C L200 PB 940 35° LO

Measurem.

Code 5/9/2023
Name ELI /C L200 PB 940 35° LO

| | | | | | | | | | | | | | | | |
|-----------------|----------|----------|-----------------|----------|----------------|----------|----------|----------|---------------|----------|------------|----------|--------------------|-----------|--|
| Luminaire Flux | 703 lm | | Luminaire Power | | 6.5 W | | Efficacy | | 108.588 lm/W | | Efficiency | | 83.64% | | |
| Source Flux | 840 lm | | Maximum value | | 2155.60 cd/klm | | Position | | C=0.00 G=0.00 | | CG | | Double Symmetrical | | |
| Luminance cd/m2 | | | | | | | | | | | | | | Table 2/3 | |
| | C 130.00 | C 140.00 | C 150.00 | C 160.00 | C 170.00 | C 180.00 | C 190.00 | C 200.00 | C 210.00 | C 220.00 | C 230.00 | C 240.00 | C 250.00 | | |
| G 0.0 | 388845 | 388845 | 388845 | 388845 | 388845 | 388845 | 388845 | 388845 | 388845 | 388845 | 388845 | 388845 | 388845 | 388845 | |
| G 5.0 | 312210 | 313728 | 316252 | 317171 | 317833 | 319120 | 317833 | 317171 | 316252 | 313728 | 312210 | 311830 | 310169 | | |
| G 10.0 | 203195 | 205708 | 207865 | 210123 | 211526 | 211913 | 211526 | 210123 | 207865 | 205708 | 203195 | 201031 | 200886 | | |
| G 15.0 | 120738 | 121935 | 122297 | 123775 | 124536 | 124660 | 124536 | 123775 | 122297 | 121935 | 120738 | 119146 | 119697 | | |
| G 20.0 | 76336 | 76469 | 76068 | 76350 | 76470 | 76018 | 76470 | 76350 | 76068 | 76469 | 76336 | 75782 | 76181 | | |
| G 25.0 | 50442 | 50391 | 50160 | 50136 | 50074 | 49878 | 50074 | 50136 | 50160 | 50391 | 50442 | 50348 | 50534 | | |
| G 30.0 | 38094 | 38229 | 38282 | 38403 | 38460 | 38405 | 38460 | 38403 | 38282 | 38229 | 38094 | 37991 | 38215 | | |
| G 35.0 | 31157 | 31048 | 31112 | 31010 | 30964 | 31079 | 30964 | 31010 | 31112 | 31048 | 31157 | 31392 | 31320 | | |
| G 40.0 | 12902 | 13079 | 13121 | 13241 | 13379 | 13456 | 13379 | 13241 | 13121 | 13079 | 12902 | 12566 | 12587 | | |
| G 45.0 | 2037 | 2061 | 2040 | 2053 | 2056 | 2020 | 2056 | 2053 | 2040 | 2061 | 2037 | 1938 | 1899 | | |
| G 50.0 | 622 | 623 | 607 | 607 | 591 | 536 | 591 | 607 | 607 | 623 | 622 | 597 | 576 | | |
| G 55.0 | 252 | 252 | 252 | 252 | 252 | 252 | 252 | 252 | 252 | 252 | 252 | 252 | 252 | | |
| G 60.0 | 117 | 117 | 101 | 101 | 97 | 81 | 97 | 101 | 101 | 117 | 117 | 101 | 101 | | |
| G 65.0 | 67 | 61 | 61 | 48 | 41 | 41 | 41 | 48 | 61 | 61 | 67 | 81 | 81 | | |
| G 70.0 | 0 | 0 | 0 | 0 | 0 | 0 | 0 | 0 | 0 | 0 | 0 | 0 | 0 | | |
| G 75.0 | 0 | 0 | 0 | 0 | 0 | 0 | 0 | 0 | 0 | 0 | 0 | 0 | 0 | | |
| G 80.0 | 0 | 0 | 0 | 0 | 0 | 0 | 0 | 0 | 0 | 0 | 0 | 0 | 0 | | |
| G 85.0 | 0 | 0 | 0 | 0 | 0 | 0 | 0 | 0 | 0 | 0 | 0 | 0 | 0 | | |
| G 90.0 | 0 | 0 | 0 | 0 | 0 | 0 | 0 | 0 | 0 | 0 | 0 | 0 | 0 | | |

Luminaire

Code 90347L200
Name ELI /C L200 PB 940 35° LO

Measurem.

Code 5/9/2023
Name ELI /C L200 PB 940 35° LO

| | | | | | | | |
|----------------|--------|-----------------|----------------|----------|---------------|-----------------------|--------|
| Luminaire Flux | 703 lm | Luminaire Power | 6.5 W | Efficacy | 108.588 lm/W | Efficiency | 83.64% |
| Source Flux | 840 lm | Maximum value | 2155.60 cd/klm | Position | C=0.00 G=0.00 | CG Double Symmetrical | |

Luminance cd/m2 Table 3/3

| | C 260.00 | C 270.00 | C 280.00 | C 290.00 | C 300.00 | C 310.00 | C 320.00 | C 330.00 | C 340.00 | C 350.00 |
|--------|----------|----------|----------|----------|----------|----------|----------|----------|----------|----------|
| G 0.0 | 388845 | 388845 | 388845 | 388845 | 388845 | 388845 | 388845 | 388845 | 388845 | 388845 |
| G 5.0 | 308461 | 307456 | 308461 | 310169 | 311830 | 312210 | 313728 | 316252 | 317171 | 317833 |
| G 10.0 | 200687 | 200436 | 200687 | 200886 | 201031 | 203195 | 205708 | 207865 | 210123 | 211526 |
| G 15.0 | 120232 | 119627 | 120232 | 119697 | 119146 | 120738 | 121935 | 122297 | 123775 | 124536 |
| G 20.0 | 76471 | 76479 | 76471 | 76181 | 75782 | 76336 | 76469 | 76068 | 76350 | 76470 |
| G 25.0 | 50645 | 50653 | 50645 | 50534 | 50348 | 50442 | 50391 | 50160 | 50136 | 50074 |
| G 30.0 | 38463 | 38573 | 38463 | 38215 | 37991 | 38094 | 38229 | 38282 | 38403 | 38460 |
| G 35.0 | 31266 | 31317 | 31266 | 31320 | 31392 | 31157 | 31048 | 31112 | 31010 | 30964 |
| G 40.0 | 12593 | 12493 | 12593 | 12587 | 12566 | 12902 | 13079 | 13121 | 13241 | 13379 |
| G 45.0 | 1897 | 1897 | 1897 | 1899 | 1938 | 2037 | 2061 | 2040 | 2053 | 2056 |
| G 50.0 | 557 | 536 | 557 | 576 | 597 | 622 | 623 | 607 | 607 | 591 |
| G 55.0 | 252 | 252 | 252 | 252 | 252 | 252 | 252 | 252 | 252 | 252 |
| G 60.0 | 97 | 81 | 97 | 101 | 101 | 117 | 117 | 101 | 101 | 97 |
| G 65.0 | 81 | 81 | 81 | 81 | 81 | 67 | 61 | 61 | 48 | 41 |
| G 70.0 | 0 | 0 | 0 | 0 | 0 | 0 | 0 | 0 | 0 | 0 |
| G 75.0 | 0 | 0 | 0 | 0 | 0 | 0 | 0 | 0 | 0 | 0 |
| G 80.0 | 0 | 0 | 0 | 0 | 0 | 0 | 0 | 0 | 0 | 0 |
| G 85.0 | 0 | 0 | 0 | 0 | 0 | 0 | 0 | 0 | 0 | 0 |
| G 90.0 | 0 | 0 | 0 | 0 | 0 | 0 | 0 | 0 | 0 | 0 |