

Luminaire

Code 90400L195
Name OREO IN D1955 BLINE 930

Measurem.

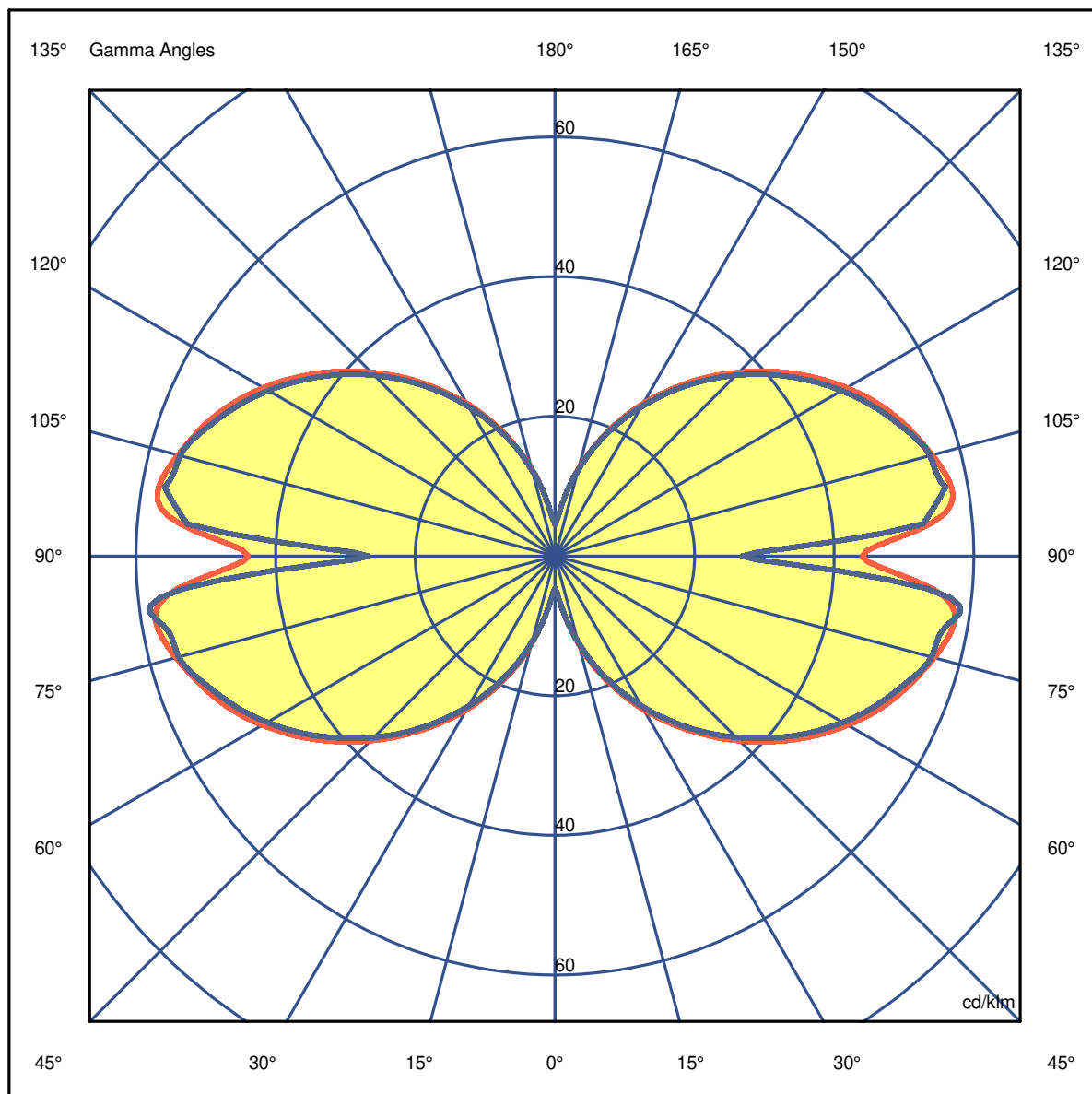
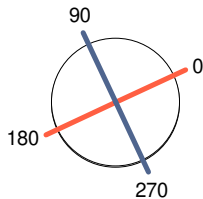
Code 30/6/2023
Name OREO IN D1955 BLINE 930

Luminaire Flux	4157 lm	Luminaire Power	78.0 W	Efficacy	53.290 lm/W	Efficiency	53.24%
Source Flux	7808 lm	Maximum value	57.90 cd/klm	Position	C=0.00 G=80.00	CG Double Symmetrical	

Diam=1955mm

C Halfplanes

180.0 ——— 0.0
270.0 ——— 90.0



Luminaire

Code 90400L195
Name OREO IN D1955 BLINE 930

Measurem.

Code 30/6/2023
Name OREO IN D1955 BLINE 930

Luminaire Flux	4157 lm	Luminaire Power	78.0 W	Efficacy	53.290 lm/W	Efficiency	53.24%
Source Flux	7808 lm	Maximum value	57.90 cd/klm	Position	C=0.00 G=80.00	CG	Double Symmetrical

Right beam angle not found, gamma = 81

Right beam angle not found, gamma = 81

Right beam angle not found, gamma = 81

Luminaire

Code 90400L195
Name OREO IN D1955 BLINE 930

Measurem.

Code 30/6/2023
Name OREO IN D1955 BLINE 930

Luminaire Flux	4157 lm	Luminaire Power	78.0 W	Efficacy	53.290 lm/W	Efficiency	53.24%
Source Flux	7808 lm	Maximum value	57.90 cd/klm	Position	C=0.00 G=80.00	CG	Double Symmetrical

UGR
S = 0.250

Reflectancies										
Ceiling/Cavity	0.7	0.7	0.5	0.5	0.3	0.7	0.7	0.5	0.5	0.3
Walls	0.5	0.3	0.5	0.3	0.3	0.5	0.3	0.5	0.3	0.3
Working Plane	0.2	0.2	0.2	0.2	0.2	0.2	0.2	0.2	0.2	0.2
Room Dimensions	Lateral View					Viewed Endwise				
x=2H y=2H	4.2	5.3	5.1	6.2	7.4	4.2	5.2	5.1	6.1	7.3
x=2H y=3H	8.0	9.0	8.9	9.9	11.1	8.0	8.9	8.9	9.8	11.1
x=2H y=4H	10.1	11.0	11.0	11.9	13.1	10.0	10.9	11.0	11.9	13.1
x=2H y=6H	12.3	13.1	13.3	14.1	15.3	12.2	13.0	13.2	14.0	15.3
x=2H y=8H	13.5	14.3	14.4	15.3	16.5	13.5	14.2	14.4	15.2	16.5
x=2H y=12H	14.7	15.5	15.7	16.4	17.7	14.7	15.5	15.7	16.4	17.7
x=4H y=2H	5.5	6.3	6.4	7.3	8.5	5.4	6.3	6.4	7.2	8.5
x=4H y=3H	9.3	10.1	10.3	11.0	12.3	9.3	10.0	10.2	11.0	12.3
x=4H y=4H	11.5	12.2	12.5	13.2	14.5	11.4	12.1	12.4	13.1	14.4
x=4H y=6H	13.9	14.4	14.8	15.4	16.8	13.8	14.4	14.7	15.4	16.7
x=4H y=8H	15.1	15.7	16.1	16.7	18.0	15.1	15.6	16.1	16.7	18.0
x=4H y=12H	16.4	16.9	17.4	18.0	19.3	16.4	17.0	17.4	18.0	19.3
x=8H y=4H	12.3	12.9	13.3	13.9	15.2	12.3	12.8	13.3	13.8	15.2
x=8H y=6H	14.9	15.4	15.9	16.4	17.7	14.8	15.3	15.8	16.3	17.7
x=8H y=8H	16.3	16.7	17.3	17.8	19.1	16.3	16.7	17.3	17.8	19.1
x=8H y=12H	17.8	18.2	18.8	19.2	20.6	17.8	18.2	18.9	19.3	20.6
x=12H y=4H	12.5	13.1	13.5	14.1	15.4	12.5	13.0	13.5	14.0	15.4
x=12H y=6H	15.2	15.7	16.2	16.7	18.1	15.2	15.6	16.2	16.6	18.0
x=12H y=8H	16.7	17.1	17.8	18.2	19.5	16.8	17.1	17.8	18.2	19.6

Luminaire

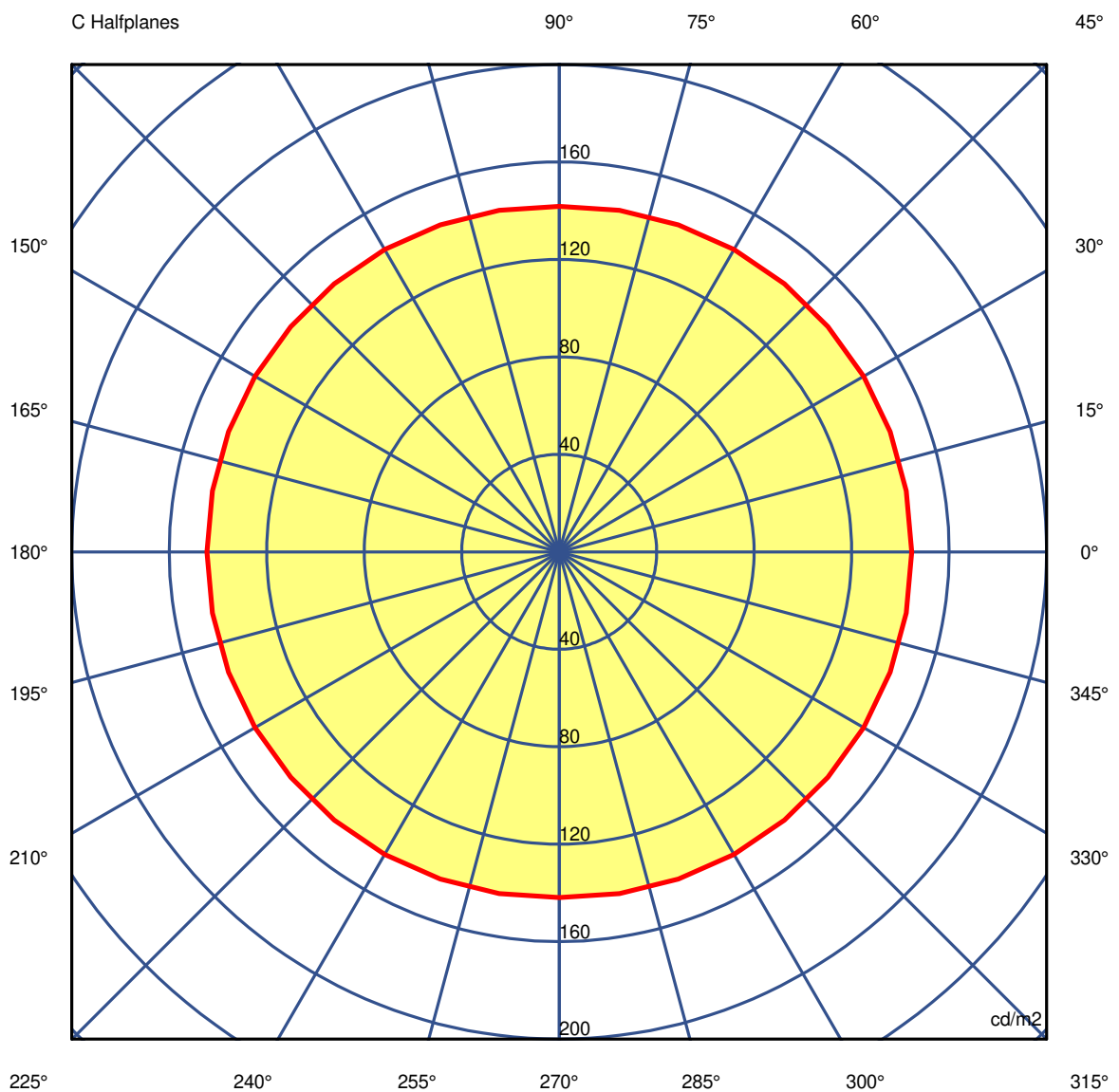
Code 90400L195
Name OREO IN D1955 BLINE 930

Measurem.

Code 30/6/2023
Name OREO IN D1955 BLINE 930

Luminaire Flux	4157 lm	Luminaire Power	78.0 W	Efficacy	53.290 lm/W	Efficiency	53.24%
Source Flux	7808 lm	Maximum value	57.90 cd/klm	Position	C=0.00 G=80.00	CG Double Symmetrical	

Luminance



45.0° ———

Luminaire

Code 90400L195
Name OREO IN D1955 BLINE 930

Measurem.

Code 30/6/2023
Name OREO IN D1955 BLINE 930

Luminaire Flux	4157 lm		Luminaire Power		78.0 W		Efficacy		53.290 lm/W		Efficiency		53.24%		
Source Flux	7808 lm		Maximum value		57.90 cd/klm		Position		C=0.00 G=80.00		CG		Double Symmetrical		
Luminance cd/m2														Table 1/3	
	C 0.00	C 10.00	C 20.00	C 30.00	C 40.00	C 50.00	C 60.00	C 70.00	C 80.00	C 90.00	C 100.00	C 110.00	C 120.00		
G 0.0	13	12	12	13	12	12	13	12	12	13	12	12	13		
G 5.0	17	17	17	17	17	17	17	16	16	17	16	16	17		
G 10.0	26	26	26	26	26	26	26	26	25	26	25	26	26		
G 15.0	37	37	37	37	37	37	37	37	37	37	37	37	37		
G 20.0	50	50	50	50	50	50	50	49	49	49	49	49	50		
G 25.0	65	65	65	64	64	64	64	64	63	63	63	64	64		
G 30.0	81	81	80	80	80	80	80	79	79	79	79	79	80		
G 35.0	99	99	99	98	98	98	98	97	97	97	97	97	98		
G 40.0	120	120	119	119	119	119	119	118	118	117	118	118	119		
G 45.0	145	145	144	144	144	144	143	143	142	142	142	143	143		
G 50.0	175	175	174	174	174	174	173	173	172	171	172	173	173		
G 55.0	212	212	212	211	211	211	210	210	209	209	209	210	210		
G 60.0	260	260	259	259	259	258	257	257	257	256	257	257	257		
G 65.0	324	324	323	322	322	322	321	321	320	319	320	321	321		
G 70.0	415	415	414	413	413	412	412	412	411	410	411	412	412		
G 75.0	558	560	560	558	558	557	556	556	556	554	556	556	556		
G 80.0	823	822	820	817	817	816	813	811	811	810	811	811	813		
G 85.0	1375	1411	1383	1345	1399	1404	1352	1380	1395	1350	1395	1380	1352		
G 90.0	5207	5039	5227	5456	4469	4226	4509	3322	2598	3172	2598	3322	4509		

Luminaire

Code 90400L195
Name OREO IN D1955 BLINE 930

Measurem.

Code 30/6/2023
Name OREO IN D1955 BLINE 930

Luminaire Flux		4157 lm		Luminaire Power		78.0 W		Efficacy		53.290 lm/W		Efficiency		53.24%											
Source Flux		7808 lm		Maximum value		57.90 cd/klm		Position		C=0.00 G=80.00		CG		Double Symmetrical											
Luminance cd/m2														Table 2/3											
C 130.00		C 140.00		C 150.00		C 160.00		C 170.00		C 180.00		C 190.00		C 200.00		C 210.00		C 220.00		C 230.00		C 240.00		C 250.00	
G 0.0	12	12	13	12	12	13	12	12	13	12	12	13	12	12	13	12	12	13	12	12	13	12	12	13	12
G 5.0	17	17	17	17	17	17	17	17	17	17	17	17	17	17	17	17	17	17	17	17	17	17	17	17	16
G 10.0	26	26	26	26	26	26	26	26	26	26	26	26	26	26	26	26	26	26	26	26	26	26	26	26	26
G 15.0	37	37	37	37	37	37	37	37	37	37	37	37	37	37	37	37	37	37	37	37	37	37	37	37	37
G 20.0	50	50	50	50	50	50	50	50	50	50	50	50	50	50	50	50	50	50	50	50	50	50	50	49	49
G 25.0	64	64	64	65	65	65	65	65	65	65	65	64	64	64	64	64	64	64	64	64	64	64	64	64	64
G 30.0	80	80	80	80	81	81	81	81	81	80	80	80	80	80	80	80	80	80	80	80	80	80	80	79	79
G 35.0	98	98	98	99	99	99	99	99	99	99	99	98	98	98	98	98	98	98	98	98	98	98	98	97	97
G 40.0	119	119	119	119	120	120	120	120	119	119	119	119	119	119	119	119	119	119	119	119	119	119	118	118	118
G 45.0	144	144	144	144	145	145	145	145	144	144	144	144	144	144	144	144	144	144	144	144	144	143	143	143	143
G 50.0	174	174	174	174	175	175	175	175	174	174	174	174	174	174	174	174	174	174	174	174	174	173	173	173	173
G 55.0	211	211	211	212	212	212	212	212	212	212	212	211	211	211	211	211	211	211	211	211	211	210	210	210	210
G 60.0	258	259	259	259	260	260	260	260	259	259	259	259	259	259	259	258	258	258	258	258	257	257	257	257	257
G 65.0	322	322	322	323	324	324	324	324	323	322	322	322	322	322	322	322	322	322	322	322	321	321	321	321	321
G 70.0	412	413	413	414	415	415	415	415	414	413	413	413	413	413	413	412	412	412	412	412	412	412	412	412	412
G 75.0	557	558	558	560	560	558	560	560	558	558	558	558	558	558	558	557	557	557	557	557	556	556	556	556	556
G 80.0	816	817	817	820	822	823	822	822	820	817	817	817	817	817	817	816	816	816	816	816	813	813	811	811	811
G 85.0	1404	1399	1345	1383	1411	1375	1411	1383	1345	1399	1404	1352	1380	1380	1380	1352	1380	1380	1380	1380	1352	1380	1380	1380	1380
G 90.0	4226	4469	5456	5227	5039	5207	5039	5227	5456	4469	4226	4509	3322	3322	3322	4509	3322	3322	3322	3322	4509	3322	3322	3322	3322

Luminaire

Code 90400L195
Name OREO IN D1955 BLINE 930

Measurem.

Code 30/6/2023
Name OREO IN D1955 BLINE 930

Luminaire Flux	4157 lm	Luminaire Power	78.0 W	Efficacy	53.290 lm/W	Efficiency	53.24%
Source Flux	7808 lm	Maximum value	57.90 cd/klm	Position	C=0.00 G=80.00	CG	Double Symmetrical

Luminance cd/m2 Table 3/3

	C 260.00	C 270.00	C 280.00	C 290.00	C 300.00	C 310.00	C 320.00	C 330.00	C 340.00	C 350.00
G 0.0	12	13	12	12	13	12	12	13	12	12
G 5.0	16	17	16	16	17	17	17	17	17	17
G 10.0	25	26	25	26	26	26	26	26	26	26
G 15.0	37	37	37	37	37	37	37	37	37	37
G 20.0	49	49	49	49	50	50	50	50	50	50
G 25.0	63	63	63	64	64	64	64	64	65	65
G 30.0	79	79	79	79	80	80	80	80	80	81
G 35.0	97	97	97	97	98	98	98	98	99	99
G 40.0	118	117	118	118	119	119	119	119	119	120
G 45.0	142	142	142	143	143	144	144	144	144	145
G 50.0	172	171	172	173	173	174	174	174	174	175
G 55.0	209	209	209	210	210	211	211	211	212	212
G 60.0	257	256	257	257	257	258	259	259	259	260
G 65.0	320	319	320	321	321	322	322	322	323	324
G 70.0	411	410	411	412	412	412	413	413	414	415
G 75.0	556	554	556	556	556	557	558	558	560	560
G 80.0	811	810	811	811	813	816	817	817	820	822
G 85.0	1395	1350	1395	1380	1352	1404	1399	1345	1383	1411
G 90.0	2598	3172	2598	3322	4509	4226	4469	5456	5227	5039