

**Luminaire**

Code 90425L154  
Name OREO V IN D1540 BLINE 930

**Measurem.**

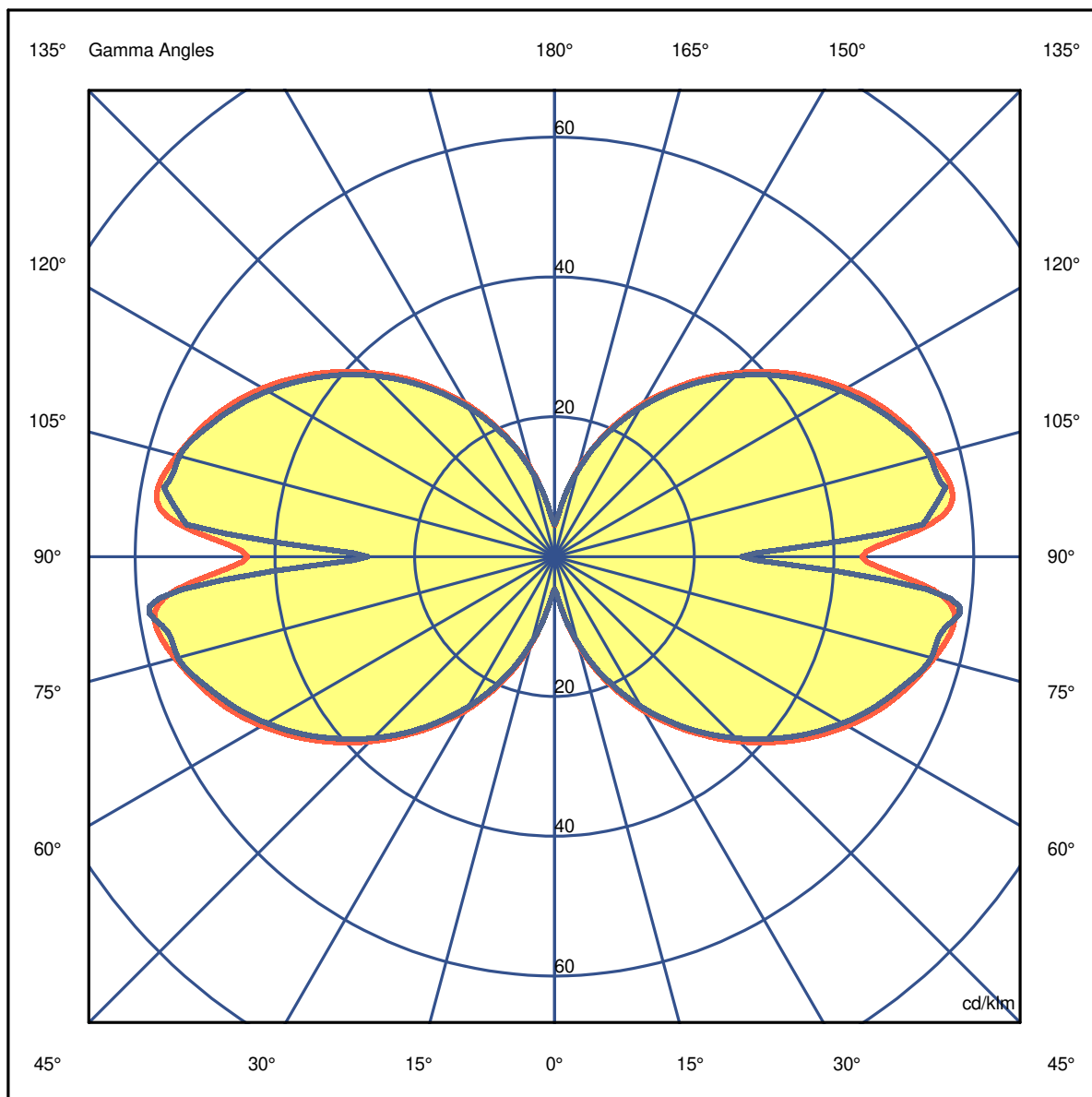
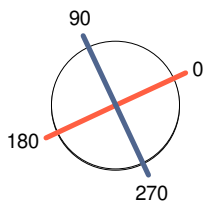
Code 30/6/2023  
Name OREO V IN D1540 BLINE 930

Luminaire Flux	3271 lm	Luminaire Power	61.0 W	Efficacy	53.620 lm/W	Efficiency	53.24%
Source Flux	6144 lm	Maximum value	57.90 cd/klm	Position	C=0.00 G=80.00	CG Double Symmetrical	

Diam=1540mm

C Halfplanes

180.0 ——— 0.0  
270.0 ——— 90.0



**Luminaire**

Code 90425L154  
Name OREO V IN D1540 BLINE 930

**Measurem.**

Code 30/6/2023  
Name OREO V IN D1540 BLINE 930

Luminaire Flux	3271 lm	Luminaire Power	61.0 W	Efficacy	53.620 lm/W	Efficiency	53.24%
Source Flux	6144 lm	Maximum value	57.90 cd/klm	Position	C=0.00 G=80.00	CG	Double Symmetrical

Right beam angle not found, gamma = 81

Right beam angle not found, gamma = 81

Right beam angle not found, gamma = 81

**Luminaire**

Code 90425L154  
Name OREO V IN D1540 BLINE 930

**Measurem.**

Code 30/6/2023  
Name OREO V IN D1540 BLINE 930

Luminaire Flux	3271 lm	Luminaire Power	61.0 W	Efficacy	53.620 lm/W	Efficiency	53.24%
Source Flux	6144 lm	Maximum value	57.90 cd/klm	Position	C=0.00 G=80.00	CG	Double Symmetrical

**UGR**  
S = 0.250

Reflectancies										
Ceiling/Cavity	0.7	0.7	0.5	0.5	0.3	0.7	0.7	0.5	0.5	0.3
Walls	0.5	0.3	0.5	0.3	0.3	0.5	0.3	0.5	0.3	0.3
Working Plane	0.2	0.2	0.2	0.2	0.2	0.2	0.2	0.2	0.2	0.2
Room Dimensions	Lateral View					Viewed Endwise				
x=2H y=2H	5.1	6.1	6.0	7.0	8.3	5.0	6.0	5.9	7.0	8.2
x=2H y=3H	8.9	9.8	9.8	10.7	12.0	8.8	9.7	9.7	10.7	11.9
x=2H y=4H	10.9	11.8	11.9	12.7	14.0	10.9	11.7	11.8	12.7	13.9
x=2H y=6H	13.1	13.9	14.1	14.9	16.2	13.0	13.8	14.0	14.8	16.1
x=2H y=8H	14.3	15.1	15.2	16.1	17.3	14.3	15.0	15.2	16.0	17.3
x=2H y=12H	15.5	16.2	16.4	17.2	18.5	15.5	16.2	16.4	17.2	18.5
x=4H y=2H	6.3	7.2	7.2	8.1	9.4	6.3	7.1	7.2	8.1	9.3
x=4H y=3H	10.2	10.9	11.1	11.9	13.2	10.1	10.9	11.1	11.8	13.1
x=4H y=4H	12.3	13.0	13.3	14.0	15.3	12.3	13.0	13.2	14.0	15.3
x=4H y=6H	14.7	15.2	15.6	16.3	17.6	14.6	15.2	15.6	16.2	17.5
x=4H y=8H	15.9	16.5	16.9	17.5	18.8	15.9	16.4	16.9	17.5	18.8
x=4H y=12H	17.2	17.7	18.2	18.7	20.1	17.2	17.7	18.2	18.7	20.1
x=8H y=4H	13.1	13.7	14.1	14.7	16.0	13.1	13.6	14.1	14.7	16.0
x=8H y=6H	15.7	16.2	16.7	17.2	18.5	15.6	16.1	16.6	17.1	18.5
x=8H y=8H	17.1	17.5	18.1	18.6	19.9	17.1	17.5	18.1	18.6	19.9
x=8H y=12H	18.6	18.9	19.6	20.0	21.4	18.6	19.0	19.6	20.0	21.4
x=12H y=4H	13.4	13.9	14.4	14.9	16.2	13.3	13.8	14.3	14.9	16.2
x=12H y=6H	16.0	16.5	17.0	17.5	18.9	16.0	16.4	17.0	17.4	18.8
x=12H y=8H	17.5	17.9	18.6	19.0	20.3	17.5	17.9	18.6	19.0	20.3

**Luminaire**

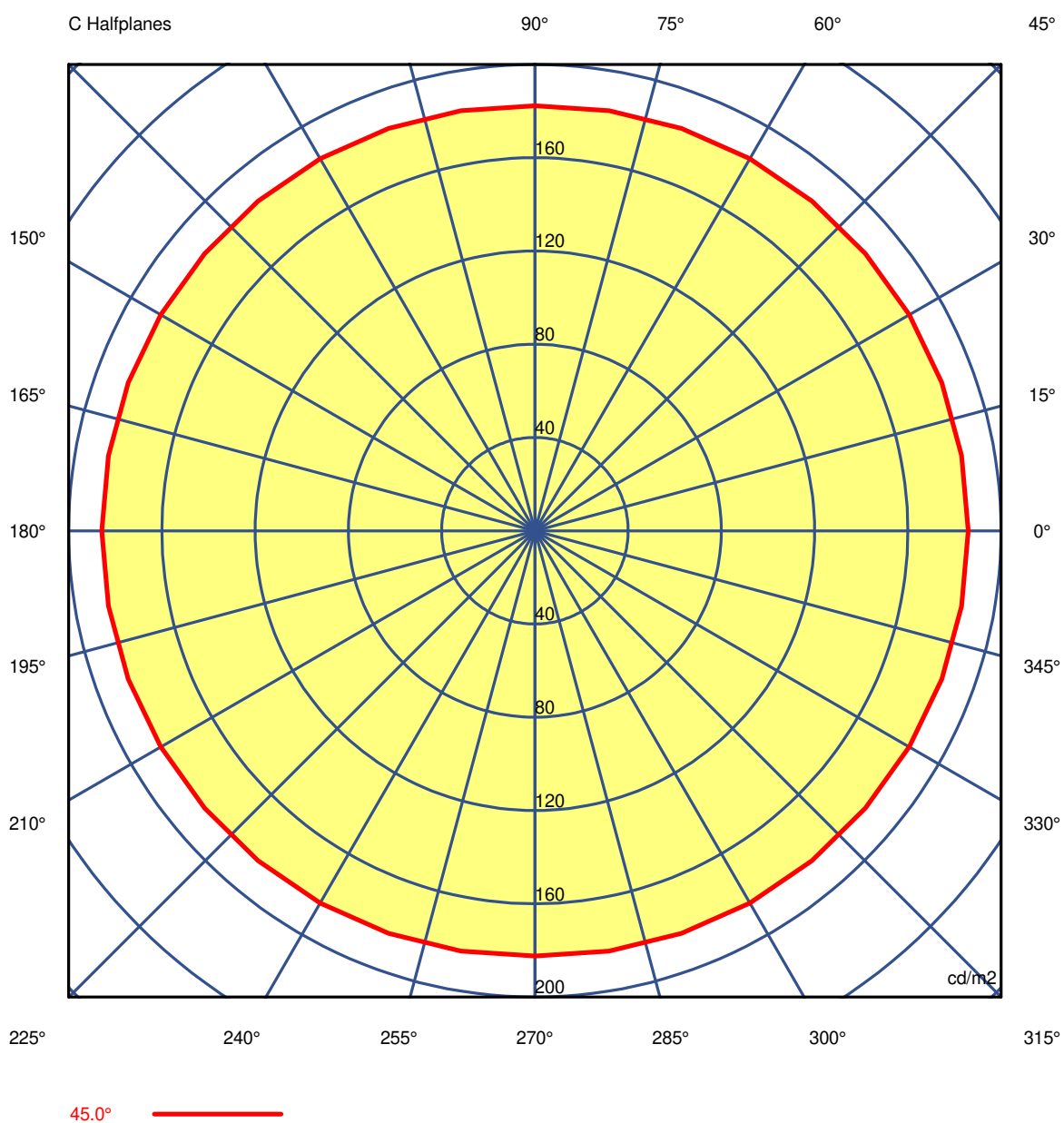
Code 90425L154  
Name OREO V IN D1540 BLINE 930

**Measurem.**

Code 30/6/2023  
Name OREO V IN D1540 BLINE 930

Luminaire Flux	3271 lm	Luminaire Power	61.0 W	Efficacy	53.620 lm/W	Efficiency	53.24%
Source Flux	6144 lm	Maximum value	57.90 cd/klm	Position	C=0.00 G=80.00	CG Double Symmetrical	

Luminance



**Luminaire**

Code 90425L154  
Name OREO V IN D1540 BLINE 930

**Measurem.**

Code 30/6/2023  
Name OREO V IN D1540 BLINE 930

Luminaire Flux	3271 lm		Luminaire Power		61.0 W		Efficacy		53.620 lm/W		Efficiency		53.24%	
Source Flux	6144 lm		Maximum value		57.90 cd/klm		Position		C=0.00 G=80.00		CG		Double Symmetrical	
Luminance cd/m2      Table 1/3														
	C 0.00	C 10.00	C 20.00	C 30.00	C 40.00	C 50.00	C 60.00	C 70.00	C 80.00	C 90.00	C 100.00	C 110.00	C 120.00	
G 0.0	17	16	16	17	16	16	16	16	16	17	16	16	16	
G 5.0	22	21	21	22	22	21	21	21	21	22	21	21	21	
G 10.0	34	34	34	34	33	33	33	33	33	33	33	33	33	
G 15.0	48	48	48	48	48	48	48	47	47	47	47	47	48	
G 20.0	65	65	65	65	65	64	64	64	64	64	64	64	64	
G 25.0	84	84	83	83	83	83	82	82	82	82	82	82	82	
G 30.0	104	104	104	104	104	103	103	102	102	102	102	102	103	
G 35.0	127	127	127	127	127	127	126	125	125	125	125	125	126	
G 40.0	154	154	154	153	153	153	153	152	152	151	152	152	153	
G 45.0	186	186	186	185	185	185	184	184	183	182	183	184	184	
G 50.0	224	224	224	223	223	223	222	222	221	220	221	222	222	
G 55.0	272	272	271	271	271	270	270	269	268	267	268	269	270	
G 60.0	333	333	332	331	331	331	330	329	328	327	328	329	330	
G 65.0	414	413	412	411	411	411	410	410	409	408	409	410	410	
G 70.0	528	528	527	526	525	525	525	524	523	522	523	524	525	
G 75.0	706	708	708	706	705	704	704	704	703	701	703	704	704	
G 80.0	1030	1029	1026	1023	1023	1021	1018	1016	1015	1014	1015	1016	1018	
G 85.0	1678	1722	1689	1641	1708	1713	1650	1685	1703	1647	1703	1685	1650	
G 90.0	5254	5085	5274	5505	4510	4264	4550	3352	2621	3200	2621	3352	4550	

**Luminaire**

Code 90425L154  
Name OREO V IN D1540 BLINE 930

**Measurem.**

Code 30/6/2023  
Name OREO V IN D1540 BLINE 930

Luminaire Flux	3271 lm		Luminaire Power		61.0 W		Efficacy		53.620 lm/W		Efficiency		53.24%	
Source Flux	6144 lm		Maximum value		57.90 cd/klm		Position		C=0.00 G=80.00		CG		Double Symmetrical	
Luminance cd/m2 Table 2/3														
	C 130.00	C 140.00	C 150.00	C 160.00	C 170.00	C 180.00	C 190.00	C 200.00	C 210.00	C 220.00	C 230.00	C 240.00	C 250.00	
G 0.0	16	16	17	16	16	17	16	16	17	16	16	16	16	
G 5.0	21	22	22	21	21	22	21	21	22	22	21	21	21	
G 10.0	33	33	34	34	34	34	34	34	34	33	33	33	33	
G 15.0	48	48	48	48	48	48	48	48	48	48	48	48	47	
G 20.0	64	65	65	65	65	65	65	65	65	65	64	64	64	
G 25.0	83	83	83	83	84	84	84	83	83	83	83	82	82	
G 30.0	103	104	104	104	104	104	104	104	104	104	103	103	102	
G 35.0	127	127	127	127	127	127	127	127	127	127	127	126	125	
G 40.0	153	153	153	154	154	154	154	154	153	153	153	153	152	
G 45.0	185	185	185	186	186	186	186	186	185	185	185	184	184	
G 50.0	223	223	223	224	224	224	224	224	223	223	223	222	222	
G 55.0	270	271	271	271	272	272	272	271	271	271	270	270	269	
G 60.0	331	331	331	332	333	333	333	332	331	331	331	330	329	
G 65.0	411	411	411	412	413	414	413	412	411	411	411	410	410	
G 70.0	525	525	526	527	528	528	528	527	526	525	525	525	524	
G 75.0	704	705	706	708	708	706	708	708	706	705	704	704	704	
G 80.0	1021	1023	1023	1026	1029	1030	1029	1026	1023	1023	1021	1018	1016	
G 85.0	1713	1708	1641	1689	1722	1678	1722	1689	1641	1708	1713	1650	1685	
G 90.0	4264	4510	5505	5274	5085	5254	5085	5274	5505	4510	4264	4550	3352	

**Luminaire**

Code 90425L154  
Name OREO V IN D1540 BLINE 930

**Measurem.**

Code 30/6/2023  
Name OREO V IN D1540 BLINE 930

Luminaire Flux	3271 lm	Luminaire Power	61.0 W	Efficacy	53.620 lm/W	Efficiency	53.24%
Source Flux	6144 lm	Maximum value	57.90 cd/klm	Position	C=0.00 G=80.00	CG	Double Symmetrical

**Luminance cd/m2 Table 3/3**

	C 260.00	C 270.00	C 280.00	C 290.00	C 300.00	C 310.00	C 320.00	C 330.00	C 340.00	C 350.00
G 0.0	16	17	16	16	16	16	16	17	16	16
G 5.0	21	22	21	21	21	21	22	22	21	21
G 10.0	33	33	33	33	33	33	33	34	34	34
G 15.0	47	47	47	47	48	48	48	48	48	48
G 20.0	64	64	64	64	64	64	65	65	65	65
G 25.0	82	82	82	82	82	83	83	83	83	84
G 30.0	102	102	102	102	103	103	104	104	104	104
G 35.0	125	125	125	125	126	127	127	127	127	127
G 40.0	152	151	152	152	153	153	153	153	154	154
G 45.0	183	182	183	184	184	185	185	185	186	186
G 50.0	221	220	221	222	222	223	223	223	224	224
G 55.0	268	267	268	269	270	270	271	271	271	272
G 60.0	328	327	328	329	330	331	331	331	332	333
G 65.0	409	408	409	410	410	411	411	411	412	413
G 70.0	523	522	523	524	525	525	525	526	527	528
G 75.0	703	701	703	704	704	704	705	706	708	708
G 80.0	1015	1014	1015	1016	1018	1021	1023	1023	1026	1029
G 85.0	1703	1647	1703	1685	1650	1713	1708	1641	1689	1722
G 90.0	2621	3200	2621	3352	4550	4264	4510	5505	5274	5085