

Luminaire

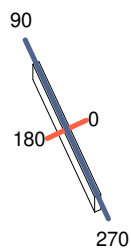
Code 90428L180
Name TALEA GLARE L2278 BLINE 830

Measur.

Code 28/6/2023
Name TALEA GLARE L2278 BLINE 830

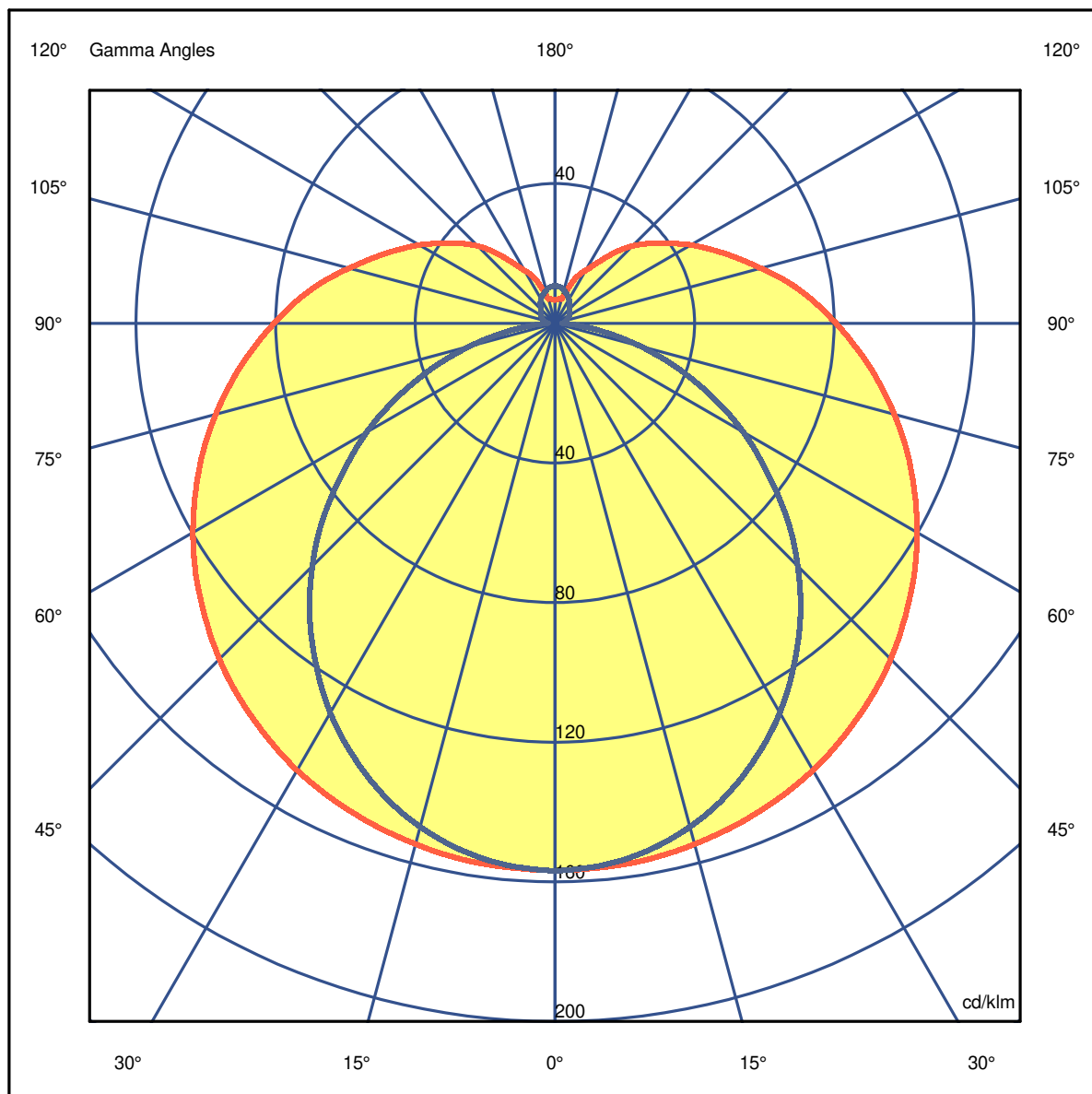
Luminaire Flux	4439 lm	Luminaire Power	35.1 W	Efficacy	126.280 lm/W	Efficiency	77.06%
Source Flux	5760 lm	Maximum value	156.80 cd/klm	Position	C=0.00 G=0.00	CG	Double Symmetrical

2278mm x 100mm



C Halfplanes

180.0 — 0.0
270.0 — 90.0



Luminaire

Code 90428L180
Name TALEA GLARE L2278 BLINE 830

Measurem.

Code 28/6/2023
Name TALEA GLARE L2278 BLINE 830

Luminaire Flux	4439 lm	Luminaire Power	35.1 W	Efficacy	126.280 lm/W	Efficiency	77.06%
Source Flux	5760 lm	Maximum value	156.80 cd/klm	Position	C=0.00 G=0.00	CG	Double Symmetrical

Right beam angle not found, gamma = 0

Right beam angle not found, gamma = 0

Right beam angle not found, gamma = 0

Luminaire

Code 90428L180
Name TALEA GLARE L2278 BLINE 830

Measurem.

Code 28/6/2023
Name TALEA GLARE L2278 BLINE 830

Luminaire Flux	4439 lm	Luminaire Power	35.1 W	Efficacy	126.280 lm/W	Efficiency	77.06%
Source Flux	5760 lm	Maximum value	156.80 cd/klm	Position	C=0.00 G=0.00	CG	Double Symmetrical

UGR
S = 0.250

Reflectancies										
Ceiling/Cavity	0.7	0.7	0.5	0.5	0.3	0.7	0.7	0.5	0.5	0.3
Walls	0.5	0.3	0.5	0.3	0.3	0.5	0.3	0.5	0.3	0.3
Working Plane	0.2	0.2	0.2	0.2	0.2	0.2	0.2	0.2	0.2	0.2
Room Dimensions										
Room Dimensions	Lateral View					Viewed Endwise				
x=2H y=2H	14.6	15.8	15.2	16.4	17.1	13.5	14.7	14.1	15.3	16.0
x=2H y=3H	16.8	17.9	17.4	18.5	19.2	15.0	16.0	15.6	16.6	17.4
x=2H y=4H	17.9	18.9	18.5	19.5	20.3	15.5	16.5	16.1	17.1	17.8
x=2H y=6H	19.0	19.9	19.6	20.6	21.3	15.8	16.8	16.5	17.4	18.2
x=2H y=8H	19.5	20.4	20.1	21.0	21.8	16.0	16.9	16.6	17.5	18.3
x=2H y=12H	19.9	20.8	20.6	21.5	22.3	16.0	16.9	16.7	17.5	18.3
x=4H y=2H	15.2	16.2	15.8	16.9	17.6	14.4	15.4	15.0	16.0	16.7
x=4H y=3H	17.6	18.5	18.3	19.1	19.9	16.0	16.9	16.7	17.5	18.3
x=4H y=4H	18.9	19.7	19.6	20.4	21.2	16.7	17.5	17.4	18.2	19.0
x=4H y=6H	20.1	20.8	20.8	21.5	22.4	17.2	17.9	17.9	18.6	19.5
x=4H y=8H	20.7	21.4	21.5	22.1	23.0	17.4	18.0	18.1	18.8	19.6
x=4H y=12H	21.3	21.9	22.1	22.7	23.5	17.5	18.1	18.2	18.8	19.7
x=8H y=4H	19.2	19.8	19.9	20.6	21.4	17.4	18.0	18.1	18.7	19.6
x=8H y=6H	20.7	21.2	21.4	22.0	22.9	18.2	18.7	18.9	19.5	20.3
x=8H y=8H	21.5	22.0	22.2	22.7	23.6	18.5	19.0	19.2	19.7	20.6
x=8H y=12H	22.3	22.7	23.0	23.5	24.4	18.7	19.2	19.5	19.9	20.8
x=12H y=4H	19.2	19.8	19.9	20.5	21.4	17.5	18.1	18.2	18.9	19.7
x=12H y=6H	20.8	21.3	21.5	22.0	22.9	18.5	18.9	19.2	19.7	20.6
x=12H y=8H	21.6	22.1	22.4	22.8	23.8	18.9	19.3	19.7	20.1	21.0

Luminaire

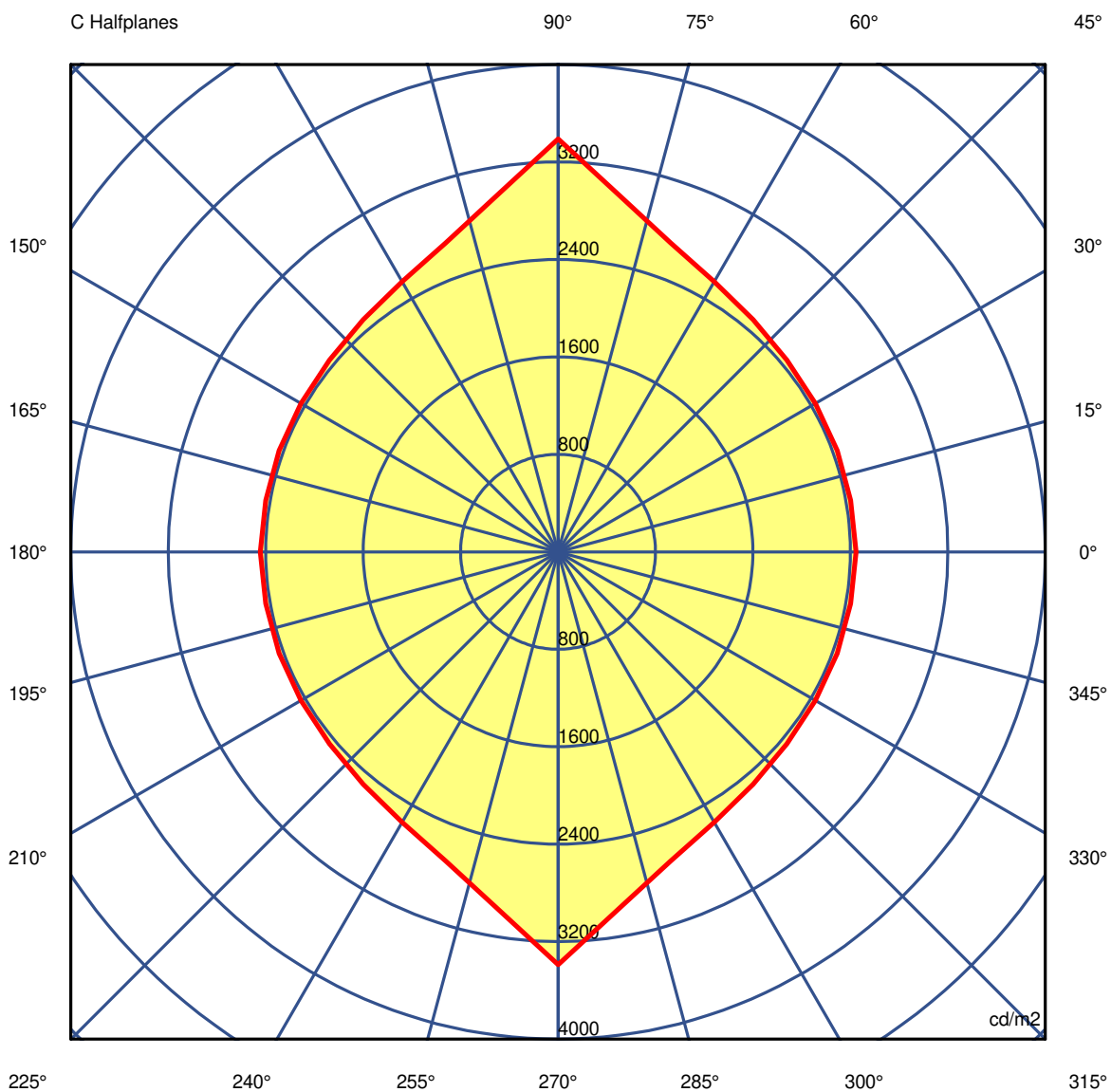
Code 90428L180
Name TALEA GLARE L2278 BLINE 830

Measurem.

Code 28/6/2023
Name TALEA GLARE L2278 BLINE 830

Luminaire Flux	4439 lm	Luminaire Power	35.1 W	Efficacy	126.280 lm/W	Efficiency	77.06%
Source Flux	5760 lm	Maximum value	156.80 cd/klm	Position	C=0.00 G=0.00	CG	Double Symmetrical

Luminance



45.0°

Luminaire

Code 90428L180
Name TALEA GLARE L2278 BLINE 830

Measurem.

Code 28/6/2023
Name TALEA GLARE L2278 BLINE 830

Luminaire Flux	4439 lm		Luminaire Power		35.1 W		Efficacy		126.280 lm/W		Efficiency		77.06%	
Source Flux	5760 lm		Maximum value		156.80 cd/klm		Position		C=0.00 G=0.00		CG		Double Symmetrical	
Luminance cd/m2														
Table 1/3														
	C 0.00	C 10.00	C 20.00	C 30.00	C 40.00	C 50.00	C 60.00	C 70.00	C 80.00	C 90.00	C 100.00	C 110.00	C 120.00	
G 0.0	3987	3987	3987	3987	3987	3987	3987	3987	3987	3987	3987	3987	3987	
G 5.0	3671	3677	3689	3707	3732	3766	3808	3855	3906	3962	3906	3855	3808	
G 10.0	3420	3423	3438	3465	3506	3563	3634	3721	3819	3928	3819	3721	3634	
G 15.0	3206	3210	3230	3260	3309	3378	3470	3585	3724	3885	3724	3585	3470	
G 20.0	3030	3031	3048	3078	3130	3206	3308	3444	3618	3830	3618	3444	3308	
G 25.0	2880	2879	2894	2923	2972	3047	3154	3302	3503	3761	3503	3302	3154	
G 30.0	2752	2747	2759	2782	2823	2893	3002	3155	3379	3688	3379	3155	3002	
G 35.0	2635	2632	2641	2657	2690	2750	2850	3006	3249	3596	3249	3006	2850	
G 40.0	2534	2528	2532	2541	2566	2615	2703	2855	3112	3502	3112	2855	2703	
G 45.0	2446	2437	2437	2438	2451	2488	2562	2700	2960	3389	2960	2700	2562	
G 50.0	2363	2353	2350	2345	2346	2367	2422	2541	2798	3259	2798	2541	2422	
G 55.0	2293	2280	2273	2260	2249	2254	2289	2378	2615	3090	2615	2378	2289	
G 60.0	2230	2214	2202	2180	2159	2149	2158	2214	2433	2944	2433	2214	2158	
G 65.0	2174	2157	2141	2111	2079	2050	2031	2052	2235	2726	2235	2052	2031	
G 70.0	2129	2109	2090	2053	2008	1965	1920	1875	1987	2467	1987	1875	1920	
G 75.0	2089	2069	2047	2004	1954	1894	1809	1702	1732	2134	1732	1702	1809	
G 80.0	2061	2041	2017	1970	1911	1839	1731	1558	1470	1698	1470	1558	1731	
G 85.0	2045	2024	2002	1955	1890	1807	1677	1459	1270	1260	1270	1459	1677	
G 90.0	2047	2026	2005	1959	1895	1811	1677	1443	1226	1267	1226	1443	1677	

Luminaire

Code 90428L180

Name TALEA GLARE L2278 BLINE 830

Measurem.

Code 28/6/2023

Name TALEA GLARE L2278 BLINE 830

Luminaire Flux	4439 lm	Luminaire Power		35.1 W		Efficacy		126.280 lm/W		Efficiency		77.06%	
Source Flux	5760 lm	Maximum value		156.80 cd/klm		Position		C=0.00 G=0.00		CG		Double Symmetrical	
Luminance cd/m2 Table 2/3													
	C 130.00	C 140.00	C 150.00	C 160.00	C 170.00	C 180.00	C 190.00	C 200.00	C 210.00	C 220.00	C 230.00	C 240.00	C 250.00
G 0.0	3987	3987	3987	3987	3987	3987	3987	3987	3987	3987	3987	3987	3987
G 5.0	3766	3732	3707	3689	3677	3671	3677	3689	3707	3732	3766	3808	3855
G 10.0	3563	3506	3465	3438	3423	3420	3423	3438	3465	3506	3563	3634	3721
G 15.0	3378	3309	3260	3230	3210	3206	3210	3230	3260	3309	3378	3470	3585
G 20.0	3206	3130	3078	3048	3031	3030	3031	3048	3078	3130	3206	3308	3444
G 25.0	3047	2972	2923	2894	2879	2880	2879	2894	2923	2972	3047	3154	3302
G 30.0	2893	2823	2782	2759	2747	2752	2747	2759	2782	2823	2893	3002	3155
G 35.0	2750	2690	2657	2641	2632	2635	2632	2641	2657	2690	2750	2850	3006
G 40.0	2615	2566	2541	2532	2528	2534	2528	2532	2541	2566	2615	2703	2855
G 45.0	2488	2451	2438	2437	2437	2446	2437	2437	2438	2451	2488	2562	2700
G 50.0	2367	2346	2345	2350	2353	2363	2353	2350	2345	2346	2367	2422	2541
G 55.0	2254	2249	2260	2273	2280	2293	2280	2273	2260	2249	2254	2289	2378
G 60.0	2149	2159	2180	2202	2214	2230	2214	2202	2180	2159	2149	2158	2214
G 65.0	2050	2079	2111	2141	2157	2174	2157	2141	2111	2079	2050	2031	2052
G 70.0	1965	2008	2053	2090	2109	2129	2109	2090	2053	2008	1965	1920	1875
G 75.0	1894	1954	2004	2047	2069	2089	2069	2047	2004	1954	1894	1809	1702
G 80.0	1839	1911	1970	2017	2041	2061	2041	2017	1970	1911	1839	1731	1558
G 85.0	1807	1890	1955	2002	2024	2045	2024	2002	1955	1890	1807	1677	1459
G 90.0	1811	1895	1959	2005	2026	2047	2026	2005	1959	1895	1811	1677	1443

Luminaire

Code 90428L180

Name TALEA GLARE L2278 BLINE 830

Measurem.

Code 28/6/2023

Name TALEA GLARE L2278 BLINE 830

Luminaire Flux	4439 lm	Luminaire Power	35.1 W	Efficacy	126.280 lm/W	Efficiency	77.06%
Source Flux	5760 lm	Maximum value	156.80 cd/klm	Position	C=0.00 G=0.00	CG	Double Symmetrical

Luminance cd/m2 Table 3/3

	C 260.00	C 270.00	C 280.00	C 290.00	C 300.00	C 310.00	C 320.00	C 330.00	C 340.00	C 350.00
G 0.0	3987	3987	3987	3987	3987	3987	3987	3987	3987	3987
G 5.0	3906	3962	3906	3855	3808	3766	3732	3707	3689	3677
G 10.0	3819	3928	3819	3721	3634	3563	3506	3465	3438	3423
G 15.0	3724	3885	3724	3585	3470	3378	3309	3260	3230	3210
G 20.0	3618	3830	3618	3444	3308	3206	3130	3078	3048	3031
G 25.0	3503	3761	3503	3302	3154	3047	2972	2923	2894	2879
G 30.0	3379	3688	3379	3155	3002	2893	2823	2782	2759	2747
G 35.0	3249	3596	3249	3006	2850	2750	2690	2657	2641	2632
G 40.0	3112	3502	3112	2855	2703	2615	2566	2541	2532	2528
G 45.0	2960	3389	2960	2700	2562	2488	2451	2438	2437	2437
G 50.0	2798	3259	2798	2541	2422	2367	2346	2345	2350	2353
G 55.0	2615	3090	2615	2378	2289	2254	2249	2260	2273	2280
G 60.0	2433	2944	2433	2214	2158	2149	2159	2180	2202	2214
G 65.0	2235	2726	2235	2052	2031	2050	2079	2111	2141	2157
G 70.0	1987	2467	1987	1875	1920	1965	2008	2053	2090	2109
G 75.0	1732	2134	1732	1702	1809	1894	1954	2004	2047	2069
G 80.0	1470	1698	1470	1558	1731	1839	1911	1970	2017	2041
G 85.0	1270	1260	1270	1459	1677	1807	1890	1955	2002	2024
G 90.0	1226	1267	1226	1443	1677	1811	1895	1959	2005	2026