

Luminaire

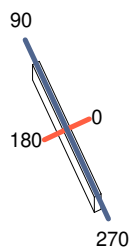
Code 90438L270
Name TALEA L1998 BLINE K3 840

Measurem.

Code 29/6/2023
Name TALEA L1998 BLINE K3 840

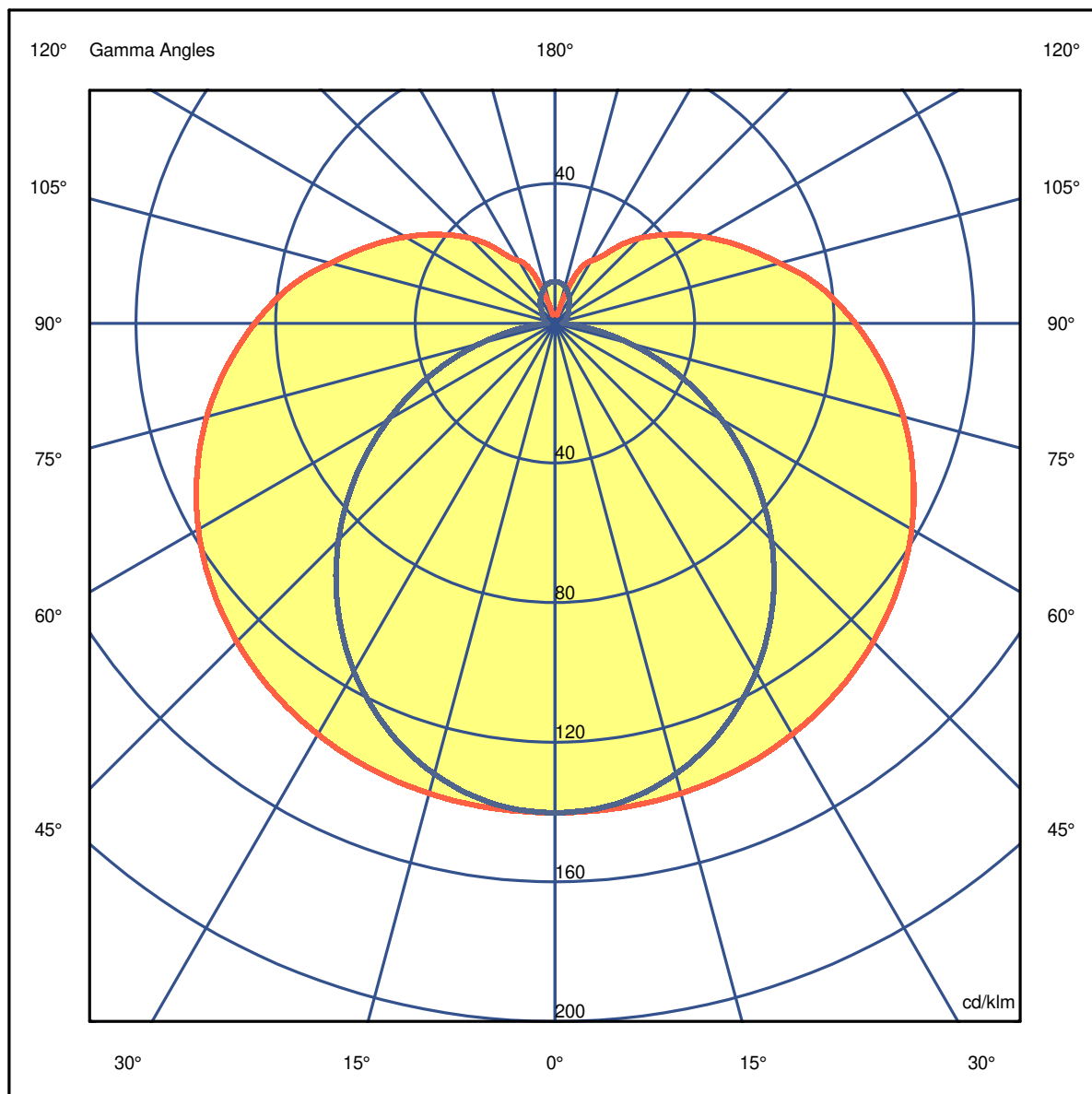
Luminaire Flux	8222 lm	Luminaire Power	62.3 W	Efficacy	131.930 lm/W	Efficiency	75.29%
Source Flux	10920 lm	Maximum value	140.20 cd/klm	Position	C=0.00 G=0.00	CG	Double Symmetrical

1998mm x 100mm



C Halfplanes

180.0 — 0.0
270.0 — 90.0



Luminaire

Code 90438L270
Name TALEA L1998 BLINE K3 840

Measurem.

Code 29/6/2023
Name TALEA L1998 BLINE K3 840

Luminaire Flux	8222 lm	Luminaire Power	62.3 W	Efficacy	131.930 lm/W	Efficiency	75.29%
Source Flux	10920 lm	Maximum value	140.20 cd/klm	Position	C=0.00 G=0.00	CG	Double Symmetrical

Right beam angle not found, gamma = 0

Right beam angle not found, gamma = 0

Right beam angle not found, gamma = 0

Luminaire

Code 90438L270
Name TALEA L1998 BLINE K3 840

Measurem.

Code 29/6/2023
Name TALEA L1998 BLINE K3 840

Luminaire Flux	8222 lm	Luminaire Power	62.3 W	Efficacy	131.930 lm/W	Efficiency	75.29%
Source Flux	10920 lm	Maximum value	140.20 cd/klm	Position	C=0.00 G=0.00	CG	Double Symmetrical

UGR
S = 0.250

Reflectancies										
Ceiling/Cavity	0.7	0.7	0.5	0.5	0.3	0.7	0.7	0.5	0.5	0.3
Walls	0.5	0.3	0.5	0.3	0.3	0.5	0.3	0.5	0.3	0.3
Working Plane	0.2	0.2	0.2	0.2	0.2	0.2	0.2	0.2	0.2	0.2
Room Dimensions	Lateral View					Viewed Endwise				
x=2H y=2H	17.1	18.3	17.7	18.9	19.6	15.6	16.8	16.2	17.4	18.1
x=2H y=3H	19.4	20.5	20.1	21.1	21.9	17.0	18.1	17.6	18.7	19.5
x=2H y=4H	20.6	21.6	21.2	22.2	23.0	17.5	18.5	18.2	19.2	20.0
x=2H y=6H	21.7	22.7	22.4	23.3	24.1	17.9	18.8	18.6	19.5	20.3
x=2H y=8H	22.3	23.2	22.9	23.8	24.7	18.0	18.9	18.7	19.6	20.4
x=2H y=12H	22.8	23.7	23.5	24.4	25.2	18.1	18.9	18.8	19.6	20.5
x=4H y=2H	17.7	18.7	18.4	19.4	20.1	16.6	17.6	17.2	18.2	19.0
x=4H y=3H	20.2	21.1	20.9	21.8	22.6	18.2	19.1	18.9	19.8	20.6
x=4H y=4H	21.6	22.3	22.3	23.1	23.9	18.9	19.7	19.6	20.4	21.2
x=4H y=6H	22.9	23.6	23.6	24.3	25.2	19.4	20.2	20.2	20.9	21.8
x=4H y=8H	23.5	24.2	24.3	24.9	25.8	19.6	20.3	20.4	21.0	21.9
x=4H y=12H	24.2	24.8	24.9	25.5	26.4	19.7	20.3	20.5	21.1	22.0
x=8H y=4H	21.9	22.5	22.6	23.3	24.2	19.7	20.3	20.4	21.1	22.0
x=8H y=6H	23.5	24.0	24.2	24.8	25.7	20.5	21.1	21.3	21.9	22.8
x=8H y=8H	24.3	24.8	25.1	25.6	26.5	20.9	21.4	21.7	22.2	23.1
x=8H y=12H	25.1	25.6	25.9	26.4	27.3	21.1	21.6	22.0	22.4	23.3
x=12H y=4H	21.9	22.5	22.6	23.2	24.1	19.9	20.5	20.6	21.2	22.1
x=12H y=6H	23.6	24.0	24.3	24.8	25.8	20.9	21.4	21.7	22.2	23.1
x=12H y=8H	24.5	24.9	25.3	25.7	26.7	21.4	21.8	22.2	22.6	23.6

Luminaire

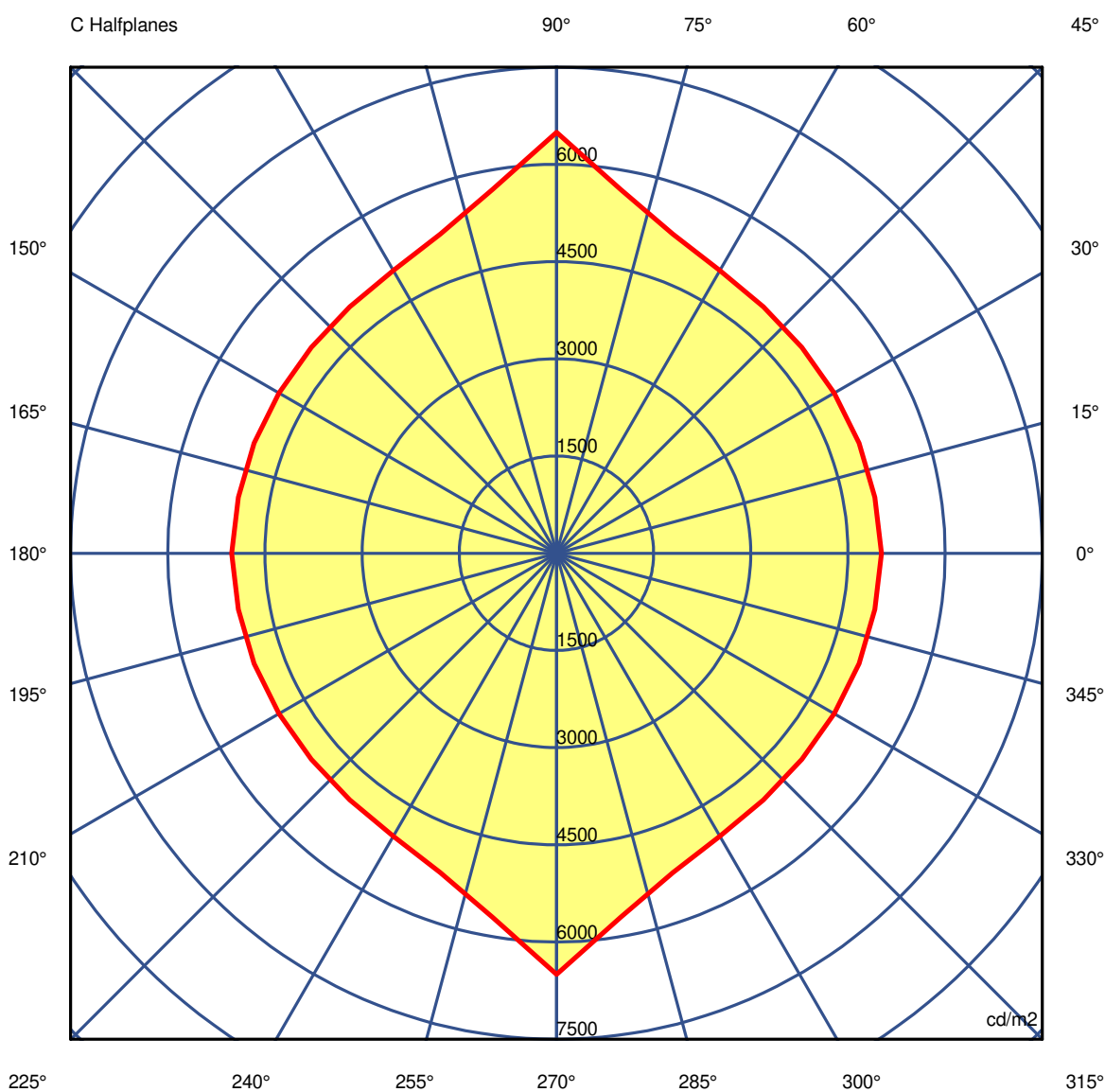
Code 90438L270
Name TALEA L1998 BLINE K3 840

Measurem.

Code 29/6/2023
Name TALEA L1998 BLINE K3 840

Luminaire Flux	8222 lm	Luminaire Power	62.3 W	Efficacy	131.930 lm/W	Efficiency	75.29%
Source Flux	10920 lm	Maximum value	140.20 cd/klm	Position	C=0.00 G=0.00	CG Double Symmetrical	

Luminance



Luminaire

Code 90438L270
Name TALEA L1998 BLINE K3 840

Measur.

Code 29/6/2023
Name TALEA L1998 BLINE K3 840

Luminaire Flux	8222 lm		Luminaire Power		62.3 W		Efficacy		131.930 lm/W		Efficiency		75.29%	
Source Flux	10920 lm		Maximum value		140.20 cd/klm		Position		C=0.00 G=0.00		CG		Double Symmetrical	
Luminance cd/m2														
Table 1/3														
	C 0.00	C 10.00	C 20.00	C 30.00	C 40.00	C 50.00	C 60.00	C 70.00	C 80.00	C 90.00	C 100.00	C 110.00	C 120.00	
G 0.0	7713	7713	7713	7713	7713	7713	7713	7713	7713	7713	7713	7713	7713	
G 5.0	7114	7115	7132	7167	7218	7283	7359	7451	7556	7670	7556	7451	7359	
G 10.0	6644	6645	6670	6720	6797	6900	7029	7193	7386	7602	7386	7193	7029	
G 15.0	6262	6256	6286	6344	6429	6548	6711	6928	7196	7508	7196	6928	6711	
G 20.0	5949	5942	5968	6021	6105	6229	6407	6658	6989	7399	6989	6658	6407	
G 25.0	5692	5685	5705	5746	5821	5941	6121	6384	6761	7259	6761	6384	6121	
G 30.0	5473	5461	5475	5503	5560	5667	5840	6105	6521	7111	6521	6105	5840	
G 35.0	5293	5277	5282	5293	5333	5416	5565	5824	6267	6928	6267	5824	5565	
G 40.0	5143	5120	5113	5107	5125	5176	5292	5535	5995	6725	5995	5535	5292	
G 45.0	5014	4987	4971	4949	4944	4965	5040	5245	5702	6496	5702	5245	5040	
G 50.0	4908	4876	4850	4810	4784	4771	4799	4952	5392	6241	5392	4952	4799	
G 55.0	4823	4781	4746	4693	4644	4600	4579	4663	5059	5941	5059	4663	4579	
G 60.0	4752	4708	4661	4585	4515	4443	4375	4375	4694	5566	4694	4375	4375	
G 65.0	4694	4645	4590	4498	4403	4299	4177	4082	4306	5157	4306	4082	4177	
G 70.0	4657	4605	4543	4440	4337	4195	3993	3798	3898	4620	3898	3798	3993	
G 75.0	4640	4584	4518	4407	4289	4118	3853	3529	3438	3936	3438	3529	3853	
G 80.0	4640	4581	4511	4390	4262	4077	3771	3330	3018	3129	3018	3330	3771	
G 85.0	4667	4605	4532	4407	4270	4072	3736	3215	2707	2243	2707	3215	3736	
G 90.0	4731	4667	4598	4475	4343	4147	3805	3253	2713	2184	2713	3253	3805	

Luminaire

Code 90438L270
Name TALEA L1998 BLINE K3 840

Measurem.

Code 29/6/2023
Name TALEA L1998 BLINE K3 840

Luminaire Flux	8222 lm		Luminaire Power		62.3 W		Efficacy		131.930 lm/W		Efficiency		75.29%	
Source Flux	10920 lm		Maximum value		140.20 cd/klm		Position		C=0.00 G=0.00		CG		Double Symmetrical	
Luminance cd/m2														
Table 2/3														
	C 130.00	C 140.00	C 150.00	C 160.00	C 170.00	C 180.00	C 190.00	C 200.00	C 210.00	C 220.00	C 230.00	C 240.00	C 250.00	
G 0.0	7713	7713	7713	7713	7713	7713	7713	7713	7713	7713	7713	7713	7713	
G 5.0	7283	7218	7167	7132	7115	7114	7115	7132	7167	7218	7283	7359	7451	
G 10.0	6900	6797	6720	6670	6645	6644	6645	6670	6720	6797	6900	7029	7193	
G 15.0	6548	6429	6344	6286	6256	6262	6256	6286	6344	6429	6548	6711	6928	
G 20.0	6229	6105	6021	5968	5942	5949	5942	5968	6021	6105	6229	6407	6658	
G 25.0	5941	5821	5746	5705	5685	5692	5685	5705	5746	5821	5941	6121	6384	
G 30.0	5667	5560	5503	5475	5461	5473	5461	5475	5503	5560	5667	5840	6105	
G 35.0	5416	5333	5293	5282	5277	5293	5277	5282	5293	5333	5416	5565	5824	
G 40.0	5176	5125	5107	5113	5120	5143	5120	5113	5107	5125	5176	5292	5535	
G 45.0	4965	4944	4949	4971	4987	5014	4987	4971	4949	4944	4965	5040	5245	
G 50.0	4771	4784	4810	4850	4876	4908	4876	4850	4810	4784	4771	4799	4952	
G 55.0	4600	4644	4693	4746	4781	4823	4781	4746	4693	4644	4600	4579	4663	
G 60.0	4443	4515	4585	4661	4708	4752	4708	4661	4585	4515	4443	4375	4375	
G 65.0	4299	4403	4498	4590	4645	4694	4645	4590	4498	4403	4299	4177	4082	
G 70.0	4195	4337	4440	4543	4605	4657	4605	4543	4440	4337	4195	3993	3798	
G 75.0	4118	4289	4407	4518	4584	4640	4584	4518	4407	4289	4118	3853	3529	
G 80.0	4077	4262	4390	4511	4581	4640	4581	4511	4390	4262	4077	3771	3330	
G 85.0	4072	4270	4407	4532	4605	4667	4605	4532	4407	4270	4072	3736	3215	
G 90.0	4147	4343	4475	4598	4667	4731	4667	4598	4475	4343	4147	3805	3253	

Luminaire

Code 90438L270
Name TALEA L1998 BLINE K3 840

Measurem.

Code 29/6/2023
Name TALEA L1998 BLINE K3 840

Luminaire Flux	8222 lm	Luminaire Power	62.3 W	Efficacy	131.930 lm/W	Efficiency	75.29%
Source Flux	10920 lm	Maximum value	140.20 cd/klm	Position	C=0.00 G=0.00	CG	Double Symmetrical

Luminance cd/m2 Table 3/3

	C 260.00	C 270.00	C 280.00	C 290.00	C 300.00	C 310.00	C 320.00	C 330.00	C 340.00	C 350.00
G 0.0	7713	7713	7713	7713	7713	7713	7713	7713	7713	7713
G 5.0	7556	7670	7556	7451	7359	7283	7218	7167	7132	7115
G 10.0	7386	7602	7386	7193	7029	6900	6797	6720	6670	6645
G 15.0	7196	7508	7196	6928	6711	6548	6429	6344	6286	6256
G 20.0	6989	7399	6989	6658	6407	6229	6105	6021	5968	5942
G 25.0	6761	7259	6761	6384	6121	5941	5821	5746	5705	5685
G 30.0	6521	7111	6521	6105	5840	5667	5560	5503	5475	5461
G 35.0	6267	6928	6267	5824	5565	5416	5333	5293	5282	5277
G 40.0	5995	6725	5995	5535	5292	5176	5125	5107	5113	5120
G 45.0	5702	6496	5702	5245	5040	4965	4944	4949	4971	4987
G 50.0	5392	6241	5392	4952	4799	4771	4784	4810	4850	4876
G 55.0	5059	5941	5059	4663	4579	4600	4644	4693	4746	4781
G 60.0	4694	5566	4694	4375	4375	4443	4515	4585	4661	4708
G 65.0	4306	5157	4306	4082	4177	4299	4403	4498	4590	4645
G 70.0	3898	4620	3898	3798	3993	4195	4337	4440	4543	4605
G 75.0	3438	3936	3438	3529	3853	4118	4289	4407	4518	4584
G 80.0	3018	3129	3018	3330	3771	4077	4262	4390	4511	4581
G 85.0	2707	2243	2707	3215	3736	4072	4270	4407	4532	4605
G 90.0	2713	2184	2713	3253	3805	4147	4343	4475	4598	4667