

## Luminaire

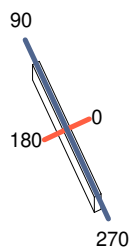
Code 90439L270-49  
Name TALEA LINE L1990 BLINE 830 SRT

**Measur.**

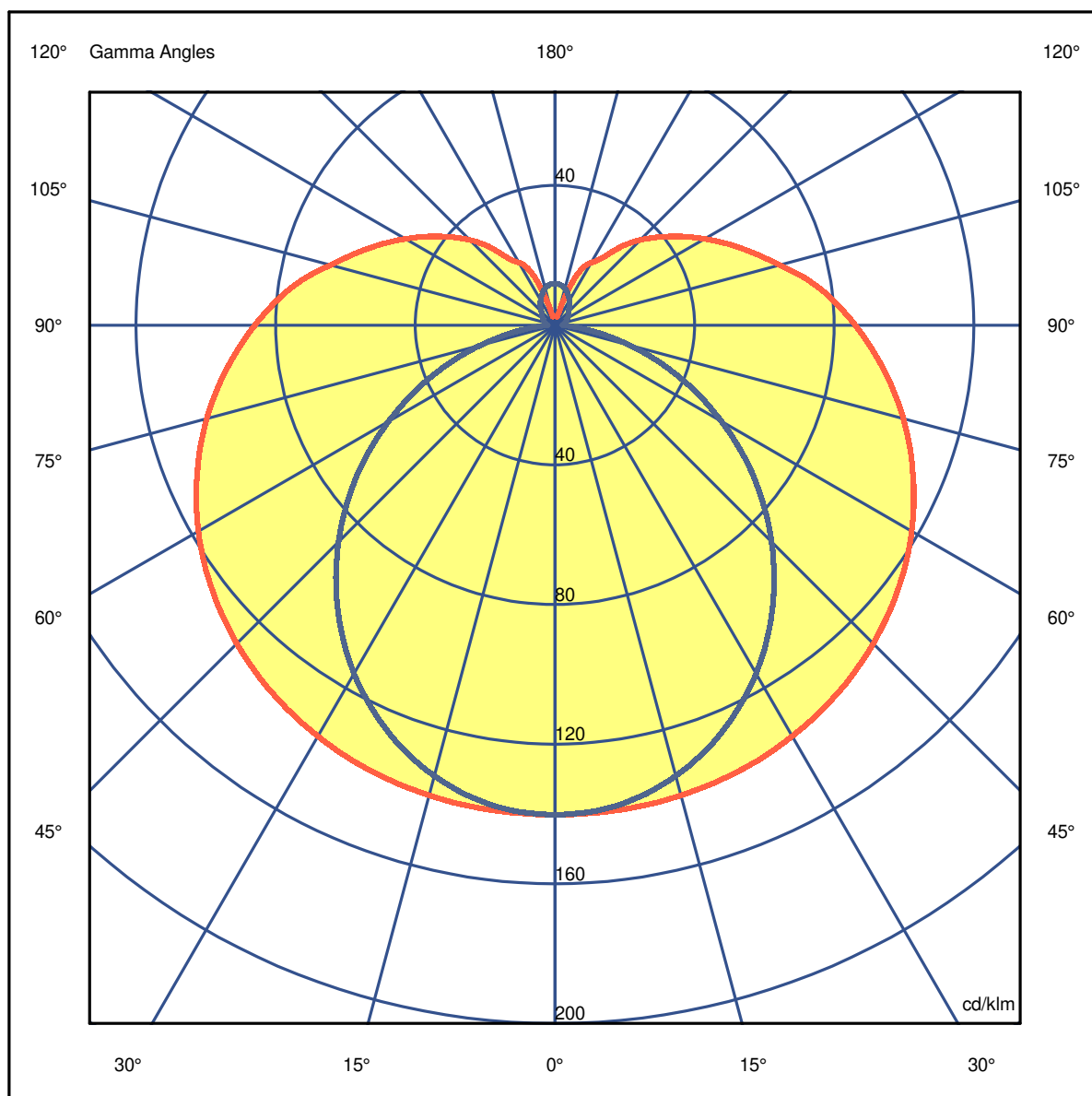
Code 29/6/2023  
Name TALEA LINE L1990 BLINE 830 SRT

Luminaire Flux	7589 lm	Luminaire Power	62.3 W	Efficacy	121.781 lm/W	Efficiency	75.29%
Source Flux	10080 lm	Maximum value	140.20 cd/klm	Position	C=0.00 G=0.00	CG	Double Symmetrical

1998mm x 100mm



## C Halfplanes



**Luminaire**

Code 90439L270-49  
Name TALEA LINE L1990 BLINE 830 SRT

**Measurem.**

Code 29/6/2023  
Name TALEA LINE L1990 BLINE 830 SRT

Luminaire Flux	7589 lm	Luminaire Power	62.3 W	Efficacy	121.781 lm/W	Efficiency	75.29%
Source Flux	10080 lm	Maximum value	140.20 cd/klm	Position	C=0.00 G=0.00	CG	Double Symmetrical

Right beam angle not found, gamma = 0

Right beam angle not found, gamma = 0

Right beam angle not found, gamma = 0

**Luminaire**

Code 90439L270-49  
Name TALEA LINE L1990 BLINE 830 SRT

**Measurem.**

Code 29/6/2023  
Name TALEA LINE L1990 BLINE 830 SRT

Luminaire Flux	7589 lm	Luminaire Power	62.3 W	Efficacy	121.781 lm/W	Efficiency	75.29%
Source Flux	10080 lm	Maximum value	140.20 cd/klm	Position	C=0.00 G=0.00	CG	Double Symmetrical

**UGR**  
S = 0.250

Reflectancies										
Ceiling/Cavity	0.7	0.7	0.5	0.5	0.3	0.7	0.7	0.5	0.5	0.3
Walls	0.5	0.3	0.5	0.3	0.3	0.5	0.3	0.5	0.3	0.3
Working Plane	0.2	0.2	0.2	0.2	0.2	0.2	0.2	0.2	0.2	0.2
Room Dimensions	Lateral View					Viewed Endwise				
x=2H y=2H	16.8	18.0	17.5	18.6	19.4	15.3	16.5	15.9	17.1	17.8
x=2H y=3H	19.1	20.2	19.8	20.9	21.6	16.7	17.8	17.4	18.4	19.2
x=2H y=4H	20.3	21.3	21.0	22.0	22.7	17.2	18.3	17.9	18.9	19.7
x=2H y=6H	21.4	22.4	22.1	23.1	23.9	17.6	18.6	18.3	19.2	20.0
x=2H y=8H	22.0	22.9	22.7	23.6	24.4	17.7	18.6	18.4	19.3	20.1
x=2H y=12H	22.5	23.4	23.2	24.1	24.9	17.8	18.7	18.5	19.4	20.2
x=4H y=2H	17.4	18.4	18.1	19.1	19.9	16.3	17.3	16.9	17.9	18.7
x=4H y=3H	19.9	20.8	20.6	21.5	22.3	17.9	18.8	18.6	19.5	20.3
x=4H y=4H	21.3	22.1	22.0	22.8	23.6	18.6	19.4	19.3	20.1	21.0
x=4H y=6H	22.6	23.3	23.4	24.1	24.9	19.2	19.9	19.9	20.6	21.5
x=4H y=8H	23.3	23.9	24.0	24.7	25.5	19.3	20.0	20.1	20.7	21.6
x=4H y=12H	23.9	24.5	24.7	25.3	26.2	19.5	20.1	20.2	20.8	21.7
x=8H y=4H	21.6	22.2	22.3	23.0	23.9	19.4	20.1	20.2	20.8	21.7
x=8H y=6H	23.2	23.7	24.0	24.5	25.4	20.3	20.8	21.0	21.6	22.5
x=8H y=8H	24.0	24.5	24.8	25.3	26.2	20.6	21.1	21.4	21.9	22.8
x=8H y=12H	24.8	25.3	25.6	26.1	27.0	20.9	21.3	21.7	22.1	23.1
x=12H y=4H	21.6	22.2	22.4	23.0	23.9	19.6	20.2	20.4	20.9	21.8
x=12H y=6H	23.3	23.8	24.1	24.6	25.5	20.6	21.1	21.4	21.9	22.8
x=12H y=8H	24.2	24.6	25.0	25.4	26.4	21.1	21.5	21.9	22.3	23.3

**Luminaire**

Code 90439L270-49

Name TALEA LINE L1990 BLINE 830 SRT

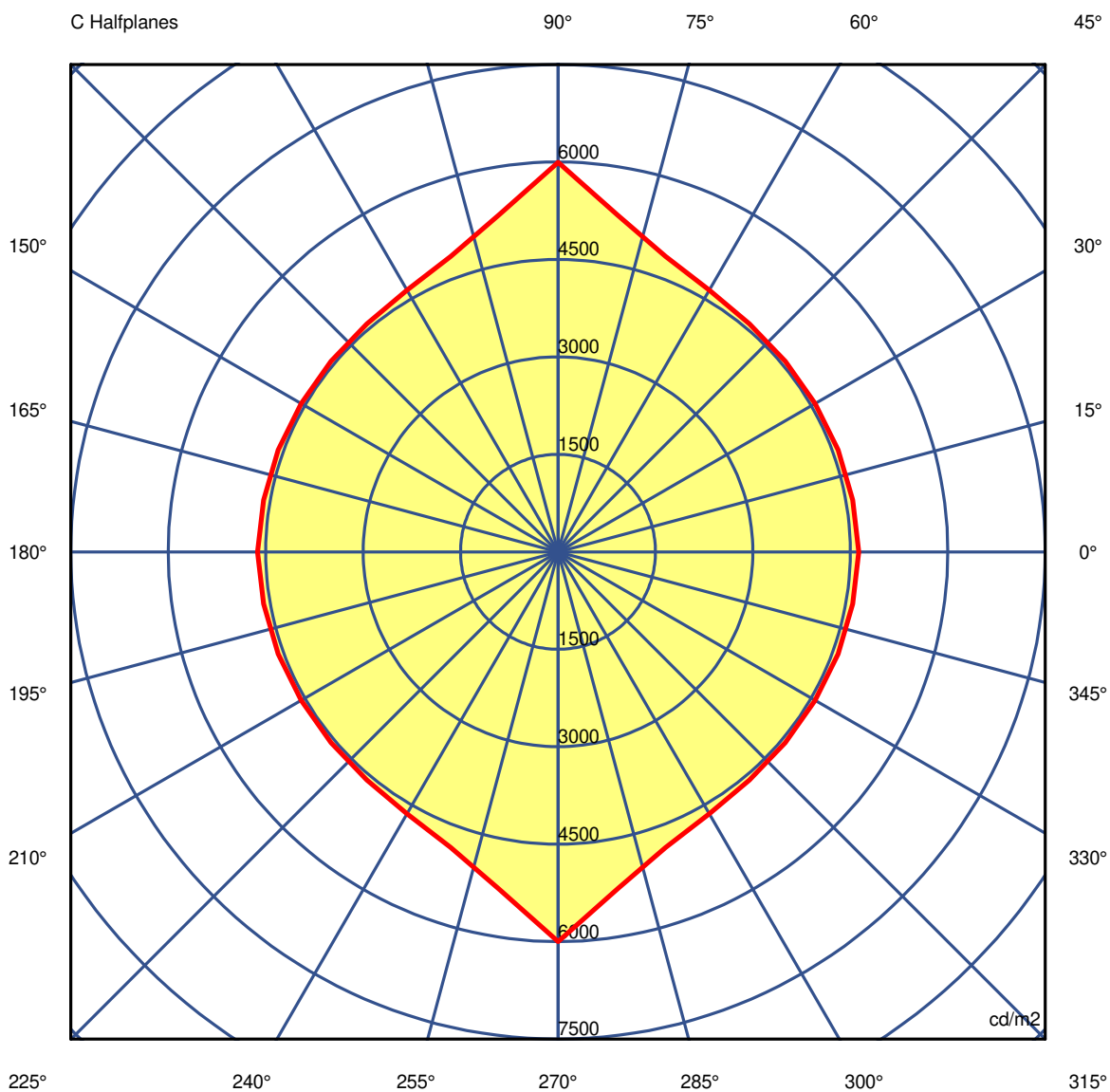
**Measurem.**

Code 29/6/2023

Name TALEA LINE L1990 BLINE 830 SRT

Luminaire Flux	7589 lm	Luminaire Power	62.3 W	Efficacy	121.781 lm/W	Efficiency	75.29%
Source Flux	10080 lm	Maximum value	140.20 cd/klm	Position	C=0.00 G=0.00	CG Double Symmetrical	

Luminance



**Luminaire**

Code 90439L270-49

Name TALEA LINE L1990 BLINE 830 SRT

**Measurem.**

Code 29/6/2023

Name TALEA LINE L1990 BLINE 830 SRT

Luminaire Flux	7589 lm		Luminaire Power		62.3 W		Efficacy		121.781 lm/W		Efficiency		75.29%	
Source Flux	10080 lm		Maximum value		140.20 cd/klm		Position		C=0.00 G=0.00		CG		Double Symmetrical	
Luminance cd/m2      Table 1/3														
	C 0.00	C 10.00	C 20.00	C 30.00	C 40.00	C 50.00	C 60.00	C 70.00	C 80.00	C 90.00	C 100.00	C 110.00	C 120.00	
G 0.0	7119	7119	7119	7119	7119	7119	7119	7119	7119	7119	7119	7119	7119	
G 5.0	6567	6567	6584	6616	6663	6722	6793	6878	6975	7080	6975	6878	6793	
G 10.0	6133	6134	6157	6203	6275	6369	6489	6639	6818	7017	6818	6639	6489	
G 15.0	5780	5775	5802	5856	5935	6044	6195	6395	6643	6930	6643	6395	6195	
G 20.0	5491	5485	5509	5558	5635	5750	5914	6145	6452	6830	6452	6145	5914	
G 25.0	5254	5247	5266	5304	5373	5484	5650	5893	6241	6701	6241	5893	5650	
G 30.0	5052	5041	5054	5080	5133	5231	5391	5636	6019	6564	6019	5636	5391	
G 35.0	4886	4871	4875	4886	4923	4999	5137	5376	5785	6395	5785	5376	5137	
G 40.0	4747	4726	4720	4714	4730	4778	4885	5109	5534	6207	5534	5109	4885	
G 45.0	4628	4603	4589	4568	4564	4583	4652	4841	5264	5996	5264	4841	4652	
G 50.0	4531	4501	4477	4440	4416	4404	4430	4571	4977	5761	4977	4571	4430	
G 55.0	4452	4414	4381	4332	4287	4246	4226	4304	4670	5484	4670	4304	4226	
G 60.0	4387	4346	4302	4232	4167	4102	4038	4038	4333	5138	4333	4038	4038	
G 65.0	4333	4288	4237	4152	4064	3968	3856	3768	3974	4761	3974	3768	3856	
G 70.0	4299	4251	4194	4099	4003	3872	3686	3506	3598	4265	3598	3506	3686	
G 75.0	4283	4231	4170	4068	3959	3802	3556	3257	3174	3633	3174	3257	3556	
G 80.0	4283	4229	4164	4053	3934	3763	3481	3074	2786	2889	2786	3074	3481	
G 85.0	4308	4250	4184	4068	3941	3758	3449	2968	2498	2071	2498	2968	3449	
G 90.0	4367	4308	4244	4131	4009	3828	3512	3003	2504	2016	2504	3003	3512	

**Luminaire**

Code 90439L270-49

Name TALEA LINE L1990 BLINE 830 SRT

**Measurem.**

Code 29/6/2023

Name TALEA LINE L1990 BLINE 830 SRT

Luminaire Flux	7589 lm		Luminaire Power		62.3 W		Efficacy		121.781 lm/W		Efficiency		75.29%	
Source Flux	10080 lm		Maximum value		140.20 cd/klm		Position		C=0.00 G=0.00		CG		Double Symmetrical	
Luminance cd/m2														
Table 2/3														
	C 130.00	C 140.00	C 150.00	C 160.00	C 170.00	C 180.00	C 190.00	C 200.00	C 210.00	C 220.00	C 230.00	C 240.00	C 250.00	
G 0.0	7119	7119	7119	7119	7119	7119	7119	7119	7119	7119	7119	7119	7119	
G 5.0	6722	6663	6616	6584	6567	6567	6567	6584	6616	6663	6722	6793	6878	
G 10.0	6369	6275	6203	6157	6134	6133	6134	6157	6203	6275	6369	6489	6639	
G 15.0	6044	5935	5856	5802	5775	5780	5775	5802	5856	5935	6044	6195	6395	
G 20.0	5750	5635	5558	5509	5485	5491	5485	5509	5558	5635	5750	5914	6145	
G 25.0	5484	5373	5304	5266	5247	5254	5247	5266	5304	5373	5484	5650	5893	
G 30.0	5231	5133	5080	5054	5041	5052	5041	5054	5080	5133	5231	5391	5636	
G 35.0	4999	4923	4886	4875	4871	4886	4871	4875	4886	4923	4999	5137	5376	
G 40.0	4778	4730	4714	4720	4726	4747	4726	4720	4714	4730	4778	4885	5109	
G 45.0	4583	4564	4568	4589	4603	4628	4603	4589	4568	4564	4583	4652	4841	
G 50.0	4404	4416	4440	4477	4501	4531	4501	4477	4440	4416	4404	4430	4571	
G 55.0	4246	4287	4332	4381	4414	4452	4414	4381	4332	4287	4246	4226	4304	
G 60.0	4102	4167	4232	4302	4346	4387	4346	4302	4232	4167	4102	4038	4038	
G 65.0	3968	4064	4152	4237	4288	4333	4288	4237	4152	4064	3968	3856	3768	
G 70.0	3872	4003	4099	4194	4251	4299	4251	4194	4099	4003	3872	3686	3506	
G 75.0	3802	3959	4068	4170	4231	4283	4231	4170	4068	3959	3802	3556	3257	
G 80.0	3763	3934	4053	4164	4229	4283	4229	4164	4053	3934	3763	3481	3074	
G 85.0	3758	3941	4068	4184	4250	4308	4250	4184	4068	3941	3758	3449	2968	
G 90.0	3828	4009	4131	4244	4308	4367	4308	4244	4131	4009	3828	3512	3003	

**Luminaire**

Code 90439L270-49

Name TALEA LINE L1990 BLINE 830 SRT

**Measurem.**

Code 29/6/2023

Name TALEA LINE L1990 BLINE 830 SRT

Luminaire Flux	7589 lm	Luminaire Power	62.3 W	Efficacy	121.781 lm/W	Efficiency	75.29%
Source Flux	10080 lm	Maximum value	140.20 cd/klm	Position	C=0.00 G=0.00	CG	Double Symmetrical

**Luminance cd/m2 Table 3/3**

	C 260.00	C 270.00	C 280.00	C 290.00	C 300.00	C 310.00	C 320.00	C 330.00	C 340.00	C 350.00
G 0.0	7119	7119	7119	7119	7119	7119	7119	7119	7119	7119
G 5.0	6975	7080	6975	6878	6793	6722	6663	6616	6584	6567
G 10.0	6818	7017	6818	6639	6489	6369	6275	6203	6157	6134
G 15.0	6643	6930	6643	6395	6195	6044	5935	5856	5802	5775
G 20.0	6452	6830	6452	6145	5914	5750	5635	5558	5509	5485
G 25.0	6241	6701	6241	5893	5650	5484	5373	5304	5266	5247
G 30.0	6019	6564	6019	5636	5391	5231	5133	5080	5054	5041
G 35.0	5785	6395	5785	5376	5137	4999	4923	4886	4875	4871
G 40.0	5534	6207	5534	5109	4885	4778	4730	4714	4720	4726
G 45.0	5264	5996	5264	4841	4652	4583	4564	4568	4589	4603
G 50.0	4977	5761	4977	4571	4430	4404	4416	4440	4477	4501
G 55.0	4670	5484	4670	4304	4226	4246	4287	4332	4381	4414
G 60.0	4333	5138	4333	4038	4038	4102	4167	4232	4302	4346
G 65.0	3974	4761	3974	3768	3856	3968	4064	4152	4237	4288
G 70.0	3598	4265	3598	3506	3686	3872	4003	4099	4194	4251
G 75.0	3174	3633	3174	3257	3556	3802	3959	4068	4170	4231
G 80.0	2786	2889	2786	3074	3481	3763	3934	4053	4164	4229
G 85.0	2498	2071	2498	2968	3449	3758	3941	4068	4184	4250
G 90.0	2504	2016	2504	3003	3512	3828	4009	4131	4244	4308