

Luminaire

Code 90486L150-58

Name TTP 70 LINE L1460 TOP 840 SRT/MID HO

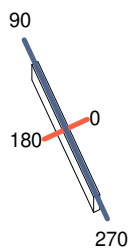
Measurem.

Code 3/7/2023

Name TTP 70 LINE L1460 TOP 840 SRT/MID HO

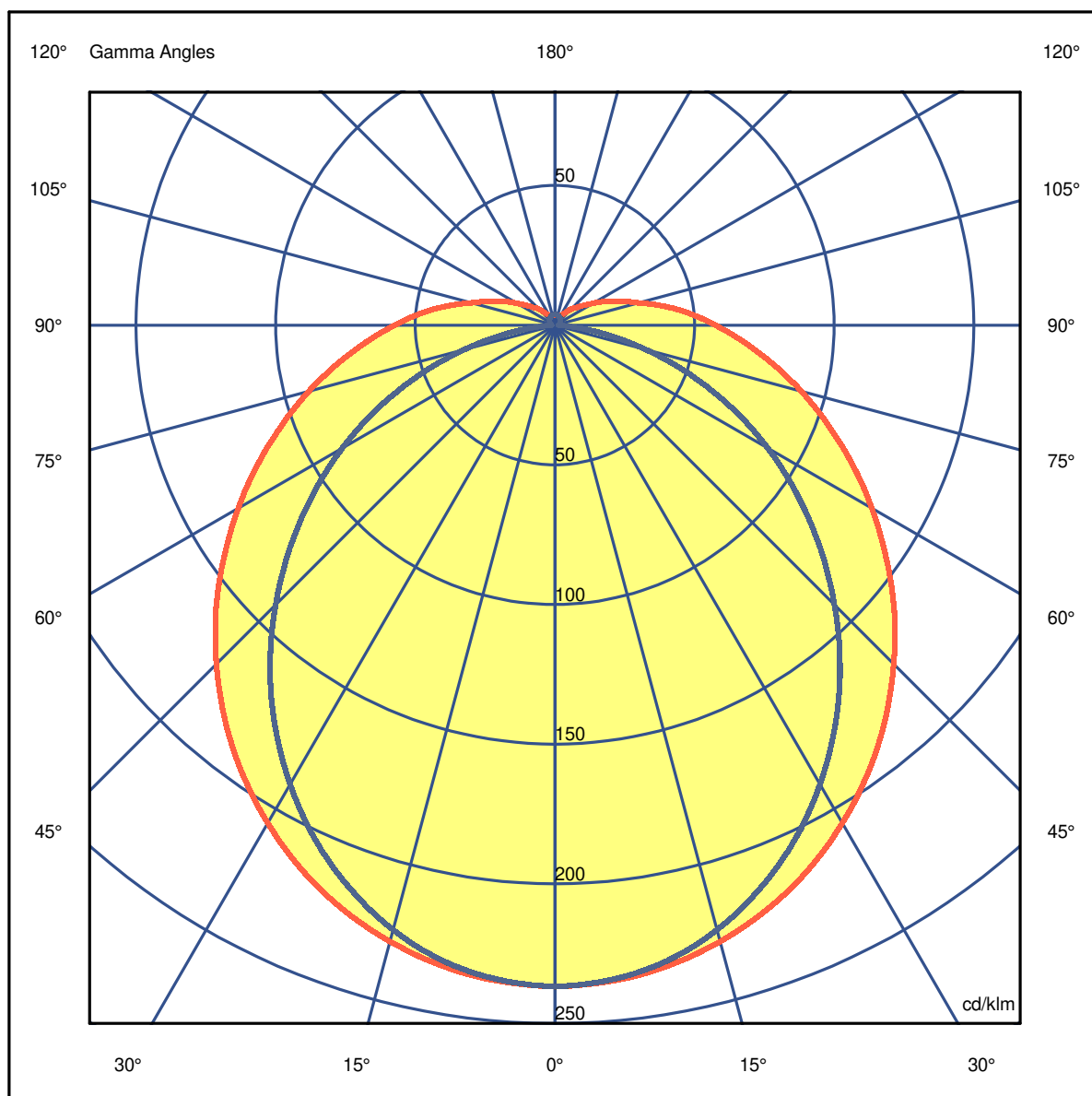
Luminaire Flux	8793 lm	Luminaire Power	62.9 W	Efficacy	139.813 lm/W	Efficiency	81.26%
Source Flux	10820 lm	Maximum value	236.80 cd/klm	Position	C=0.00 G=0.00	CG	Double Symmetrical

1460mm x 70mm



C Halfplanes

180.0 — 0.0
270.0 — 90.0



Luminaire

Code 90486L150-58
Name TTP 70 LINE L1460 TOP 840 SRT/MID HO

Measurem.

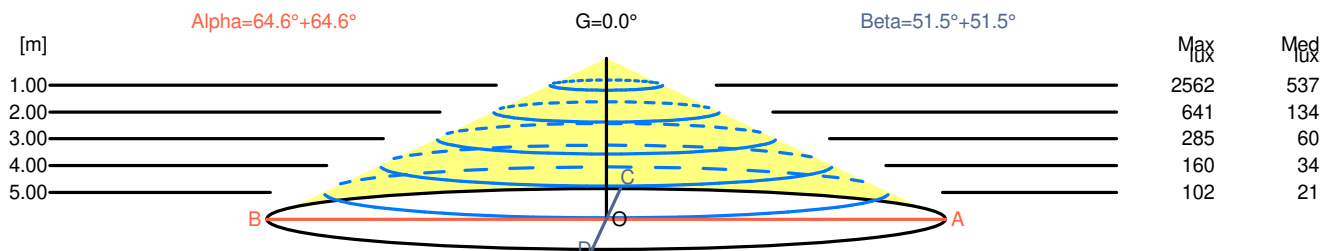
Code 3/7/2023
Name TTP 70 LINE L1460 TOP 840 SRT/MID HO

Luminaire Flux	8793 lm	Luminaire Power	62.9 W	Efficacy	139.813 lm/W	Efficiency	81.26%
Source Flux	10820 lm	Maximum value	236.80 cd/klm	Position	C=0.00 G=0.00	CG	Double Symmetrical

Width at 50.00 % of Max Intensity

H[m]	1.00	2.00	3.00	4.00	5.00	H[m]	1.00	2.00	3.00	4.00	5.00
OA	2.11	4.22	6.33	8.44	10.55	OC	1.26	2.52	3.78	5.04	6.30
OB	2.11	4.22	6.33	8.44	10.55	OD	1.26	2.52	3.78	5.04	6.30

	0	5	15	25	35	45	55	65	75	85
OA	2562.18	2549.19	2471.29	2325.22	2115.31	1855.63	1565.65	1270.27	987.87	732.51
OB	2562.18	2549.19	2471.29	2325.22	2115.31	1855.63	1565.65	1270.27	987.87	732.51
OC	2562.18	2543.78	2424.76	2198.62	1892.42	1531.03	1146.92	754.15	365.72	62.76
OD	2562.18	2543.78	2424.76	2198.62	1892.42	1531.03	1146.92	754.15	365.72	62.76



H[m]	D[m]	Max lux	Med lux	Alpha=64.6°+64.6°	G=0.0	
1.00	4.22	2562	537			
2.00	8.44	641	134			
3.00	12.65	285	60			
4.00	16.87	160	34			
5.00	21.09	102	21			

H[m]	D[m]	Max lux	Med lux	Beta=51.5°+51.5°	G=0.0	
1.00	2.52	2562	537			
2.00	5.04	641	134			
3.00	7.56	285	60			
4.00	10.07	160	34			
5.00	12.59	102	21			

Luminaire

Code 90486L150-58
Name TTP 70 LINE L1460 TOP 840 SRT/MID HO

Measurem.

Code 3/7/2023
Name TTP 70 LINE L1460 TOP 840 SRT/MID HO

Luminaire Flux	8793 lm	Luminaire Power	62.9 W	Efficacy	139.813 lm/W	Efficiency	81.26%
Source Flux	10820 lm	Maximum value	236.80 cd/klm	Position	C=0.00 G=0.00	CG	Double Symmetrical

UGR
S = 0.250

Reflectancies										
Ceiling/Cavity	0.7	0.7	0.5	0.5	0.3	0.7	0.7	0.5	0.5	0.3
Walls	0.5	0.3	0.5	0.3	0.3	0.5	0.3	0.5	0.3	0.3
Working Plane	0.2	0.2	0.2	0.2	0.2	0.2	0.2	0.2	0.2	0.2
Room Dimensions	Lateral View					Viewed Endwise				
x=2H y=2H	20.7	22.0	21.1	22.4	22.8	20.6	21.9	21.0	22.3	22.7
x=2H y=3H	22.4	23.6	22.9	24.0	24.5	21.9	23.1	22.4	23.5	24.0
x=2H y=4H	23.2	24.3	23.7	24.8	25.2	22.4	23.5	22.9	23.9	24.4
x=2H y=6H	24.0	25.0	24.5	25.5	26.0	22.7	23.7	23.2	24.2	24.6
x=2H y=8H	24.4	25.3	24.9	25.8	26.3	22.7	23.7	23.2	24.2	24.7
x=2H y=12H	24.7	25.6	25.2	26.1	26.6	22.7	23.7	23.2	24.2	24.7
x=4H y=2H	21.2	22.3	21.7	22.8	23.2	21.2	22.3	21.6	22.7	23.2
x=4H y=3H	23.2	24.1	23.7	24.6	25.1	22.6	23.6	23.1	24.1	24.6
x=4H y=4H	24.2	25.0	24.7	25.5	26.1	23.2	24.1	23.8	24.6	25.2
x=4H y=6H	25.1	25.9	25.7	26.4	27.0	23.6	24.4	24.2	24.9	25.5
x=4H y=8H	25.6	26.2	26.1	26.8	27.4	23.7	24.4	24.3	25.0	25.6
x=4H y=12H	26.0	26.6	26.6	27.2	27.8	23.8	24.4	24.4	25.0	25.6
x=8H y=4H	24.4	25.1	25.0	25.7	26.3	23.6	24.3	24.2	24.9	25.5
x=8H y=6H	25.6	26.1	26.2	26.7	27.4	24.2	24.8	24.8	25.3	26.0
x=8H y=8H	26.2	26.7	26.8	27.3	27.9	24.4	24.9	25.0	25.5	26.1
x=8H y=12H	26.8	27.2	27.4	27.8	28.5	24.5	25.0	25.1	25.6	26.3
x=12H y=4H	24.4	25.1	25.0	25.6	26.2	23.7	24.3	24.3	24.9	25.5
x=12H y=6H	25.6	26.2	26.2	26.7	27.4	24.3	24.9	24.9	25.4	26.1
x=12H y=8H	26.3	26.8	26.9	27.4	28.1	24.6	25.1	25.2	25.7	26.4

Luminaire

Code 90486L150-58

Name TTP 70 LINE L1460 TOP 840 SRT/MID HO

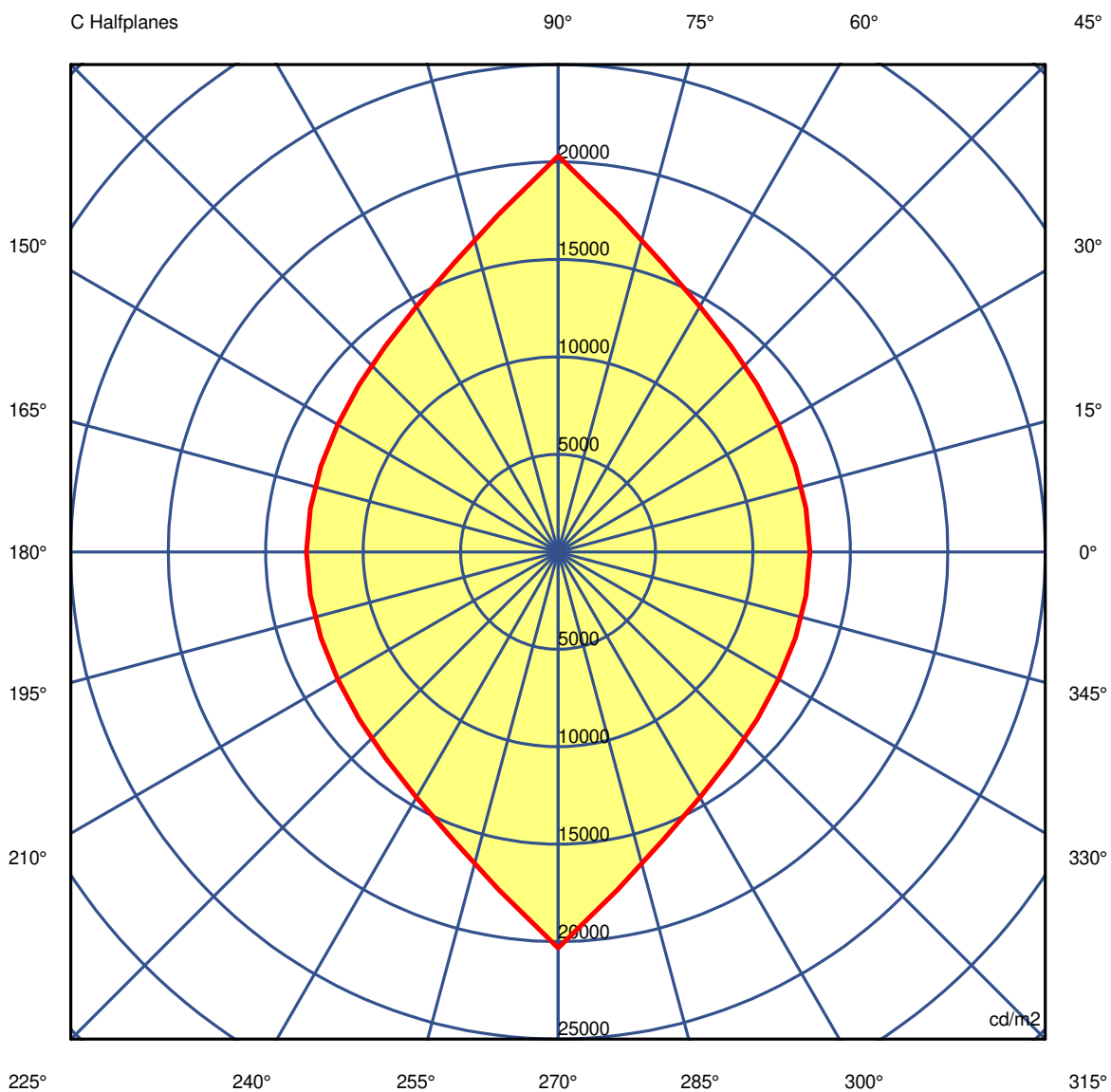
Measurement

Code 3/7/2023

Name TTP 70 LINE L1460 TOP 840 SRT/MID HO

Luminaire Flux	8793 lm	Luminaire Power	62.9 W	Efficacy	139.813 lm/W	Efficiency	81.26%
Source Flux	10820 lm	Maximum value	236.80 cd/klm	Position	C=0.00 G=0.00	CG Double Symmetrical	

Luminance



45.0°

Luminaire

Code 90486L150-58

Name TTP 70 LINE L1460 TOP 840 SRT/MID HO

Measurem.

Code 3/7/2023

Name TTP 70 LINE L1460 TOP 840 SRT/MID HO

Luminaire Flux		8793 lm		Luminaire Power		62.9 W		Efficacy		139.813 lm/W		Efficiency		81.26%	
Source Flux		10820 lm		Maximum value		236.80 cd/klm		Position		C=0.00 G=0.00		CG		Double Symmetrical	
Luminance cd/m2														Table 1/3	
	C 0.00	C 10.00	C 20.00	C 30.00	C 40.00	C 50.00	C 60.00	C 70.00	C 80.00	C 90.00	C 100.00	C 110.00	C 120.00		
G 0.0	25208	25208	25208	25208	25208	25208	25208	25208	25208	25208	25208	25208	25208	25208	25208
G 5.0	23151	23192	23250	23347	23538	23770	24027	24341	24679	25017	24679	24341	24027	23770	23538
G 10.0	21402	21442	21552	21732	22012	22391	22862	23417	24053	24760	24053	23417	22862	22391	22012
G 15.0	19852	19903	20035	20253	20603	21079	21683	22437	23341	24383	23341	22437	21683	21079	20603
G 20.0	18480	18497	18633	18867	19272	19816	20506	21412	22545	23892	22545	21412	20506	19816	19272
G 25.0	17215	17233	17359	17597	17998	18565	19326	20349	21683	23343	21683	20349	19326	18565	17998
G 30.0	16038	16054	16169	16385	16771	17352	18156	19242	20732	22699	20732	19242	18156	17352	16771
G 35.0	14943	14929	15031	15235	15590	16136	16940	18107	19759	21987	19759	18107	16940	16136	15590
G 40.0	13903	13895	13970	14120	14429	14948	15744	16934	18702	21210	18702	16934	15744	14948	14429
G 45.0	12910	12903	12956	13063	13333	13799	14540	15732	17587	20323	17587	15732	14540	13799	13333
G 50.0	11977	11945	11971	12038	12251	12654	13335	14477	16386	19405	16386	14477	13335	12654	12251
G 55.0	11060	11025	11035	11064	11208	11529	12117	13156	15079	18406	15079	13156	12117	11529	11208
G 60.0	10209	10156	10144	10135	10211	10441	10929	11875	13764	17272	13764	11875	10929	10441	10211
G 65.0	9404	9345	9310	9257	9267	9385	9706	10466	12238	15912	12238	10466	9706	9385	9267
G 70.0	8638	8568	8516	8428	8370	8381	8518	8961	10428	14127	10428	8961	8518	8381	8370
G 75.0	7936	7860	7790	7661	7529	7418	7350	7453	8459	11782	8459	7453	7350	7418	7529
G 80.0	7260	7191	7106	6943	6768	6550	6247	5922	6236	8617	6236	5922	6247	6550	6768
G 85.0	6652	6570	6478	6296	6053	5734	5265	4568	4078	4567	4078	4568	5265	5734	6053
G 90.0	6121	6043	5939	5729	5448	5054	4441	3494	2646	2650	2646	3494	4441	5054	5448

Luminaire

Code 90486L150-58

Name TTP 70 LINE L1460 TOP 840 SRT/MID HO

Measurement

Code 3/7/2023

Name TTP 70 LINE L1460 TOP 840 SRT/MID HO

Luminaire Flux		8793 lm		Luminaire Power		62.9 W		Efficacy		139.813 lm/W		Efficiency		81.26%		
Source Flux		10820 lm		Maximum value		236.80 cd/klm		Position		C=0.00 G=0.00		CG		Double Symmetrical		
Luminance cd/m2														Table 2/3		
		C 130.00	C 140.00	C 150.00	C 160.00	C 170.00	C 180.00	C 190.00	C 200.00	C 210.00	C 220.00	C 230.00	C 240.00	C 250.00		
G 0.0	25208	25208	25208	25208	25208	25208	25208	25208	25208	25208	25208	25208	25208	25208	25208	
G 5.0	23770	23538	23347	23250	23192	23151	23192	23250	23347	23538	23770	24027	24341	24655	24969	
G 10.0	22391	22012	21732	21552	21442	21402	21442	21552	21732	22012	22391	22862	23417	23968	24519	
G 15.0	21079	20603	20253	20035	19903	19852	19903	20035	20253	20603	21079	21683	22437	23191	23945	
G 20.0	19816	19272	18867	18633	18497	18480	18497	18633	18867	19272	19816	20506	21412	22317	23222	
G 25.0	18565	17998	17597	17359	17233	17215	17233	17359	17597	17998	18565	19326	20349	21372	22395	
G 30.0	17352	16771	16385	16169	16054	16038	16054	16169	16385	16771	17352	18156	19242	20328	21414	
G 35.0	16136	15590	15235	15031	14929	14943	14929	15031	15235	15590	16136	16940	18107	19274	20441	
G 40.0	14948	14429	14120	13970	13895	13903	13895	13970	14120	14429	14948	15744	16934	18124	19314	
G 45.0	13799	13333	13063	12956	12903	12910	12903	12956	13063	13333	13799	14540	15732	16924	18115	
G 50.0	12654	12251	12038	11971	11945	11977	11945	11971	12038	12251	12654	13335	14477	15619	16761	
G 55.0	11529	11208	11064	11035	11025	11060	11025	11035	11064	11208	11529	12117	13156	14295	15434	
G 60.0	10441	10211	10135	10144	10156	10209	10156	10144	10135	10211	10441	10929	11875	12819	13764	
G 65.0	9385	9267	9257	9310	9345	9404	9345	9310	9257	9267	9385	9706	10466	11226	12006	
G 70.0	8381	8370	8428	8516	8568	8638	8568	8516	8428	8370	8381	8518	8961	9404	9847	
G 75.0	7418	7529	7661	7790	7860	7936	7860	7790	7661	7529	7418	7350	7453	7556	7659	
G 80.0	6550	6768	6943	7106	7191	7260	7191	7106	6943	6768	6550	6247	5922	5597	5272	
G 85.0	5734	6053	6296	6478	6570	6652	6570	6478	6296	6053	5734	5265	4568	3871	3174	
G 90.0	5054	5448	5729	5939	6043	6121	6043	5939	5729	5448	5054	4441	3494	2547	1599	

Luminaire

Code 90486L150-58

Name TTP 70 LINE L1460 TOP 840 SRT/MID HO

Measurem.

Code 3/7/2023

Name TTP 70 LINE L1460 TOP 840 SRT/MID HO

Luminaire Flux	8793 lm	Luminaire Power	62.9 W	Efficacy	139.813 lm/W	Efficiency	81.26%
Source Flux	10820 lm	Maximum value	236.80 cd/klm	Position	C=0.00 G=0.00	CG	Double Symmetrical

Luminance cd/m2 Table 3/3

	C 260.00	C 270.00	C 280.00	C 290.00	C 300.00	C 310.00	C 320.00	C 330.00	C 340.00	C 350.00
G 0.0	25208	25208	25208	25208	25208	25208	25208	25208	25208	25208
G 5.0	24679	25017	24679	24341	24027	23770	23538	23347	23250	23192
G 10.0	24053	24760	24053	23417	22862	22391	22012	21732	21552	21442
G 15.0	23341	24383	23341	22437	21683	21079	20603	20253	20035	19903
G 20.0	22545	23892	22545	21412	20506	19816	19272	18867	18633	18497
G 25.0	21683	23343	21683	20349	19326	18565	17998	17597	17359	17233
G 30.0	20732	22699	20732	19242	18156	17352	16771	16385	16169	16054
G 35.0	19759	21987	19759	18107	16940	16136	15590	15235	15031	14929
G 40.0	18702	21210	18702	16934	15744	14948	14429	14120	13970	13895
G 45.0	17587	20323	17587	15732	14540	13799	13333	13063	12956	12903
G 50.0	16386	19405	16386	14477	13335	12654	12251	12038	11971	11945
G 55.0	15079	18406	15079	13156	12117	11529	11208	11064	11035	11025
G 60.0	13764	17272	13764	11875	10929	10441	10211	10135	10144	10156
G 65.0	12238	15912	12238	10466	9706	9385	9267	9257	9310	9345
G 70.0	10428	14127	10428	8961	8518	8381	8370	8428	8516	8568
G 75.0	8459	11782	8459	7453	7350	7418	7529	7661	7790	7860
G 80.0	6236	8617	6236	5922	6247	6550	6768	6943	7106	7191
G 85.0	4078	4567	4078	4568	5265	5734	6053	6296	6478	6570
G 90.0	2646	2650	2646	3494	4441	5054	5448	5729	5939	6043