

**Luminaire**

Code 90573L600

Name ROFY 85 IP /E D0600 LIGHT+ 840 HO

**Measurem.**

Code 4/8/2023

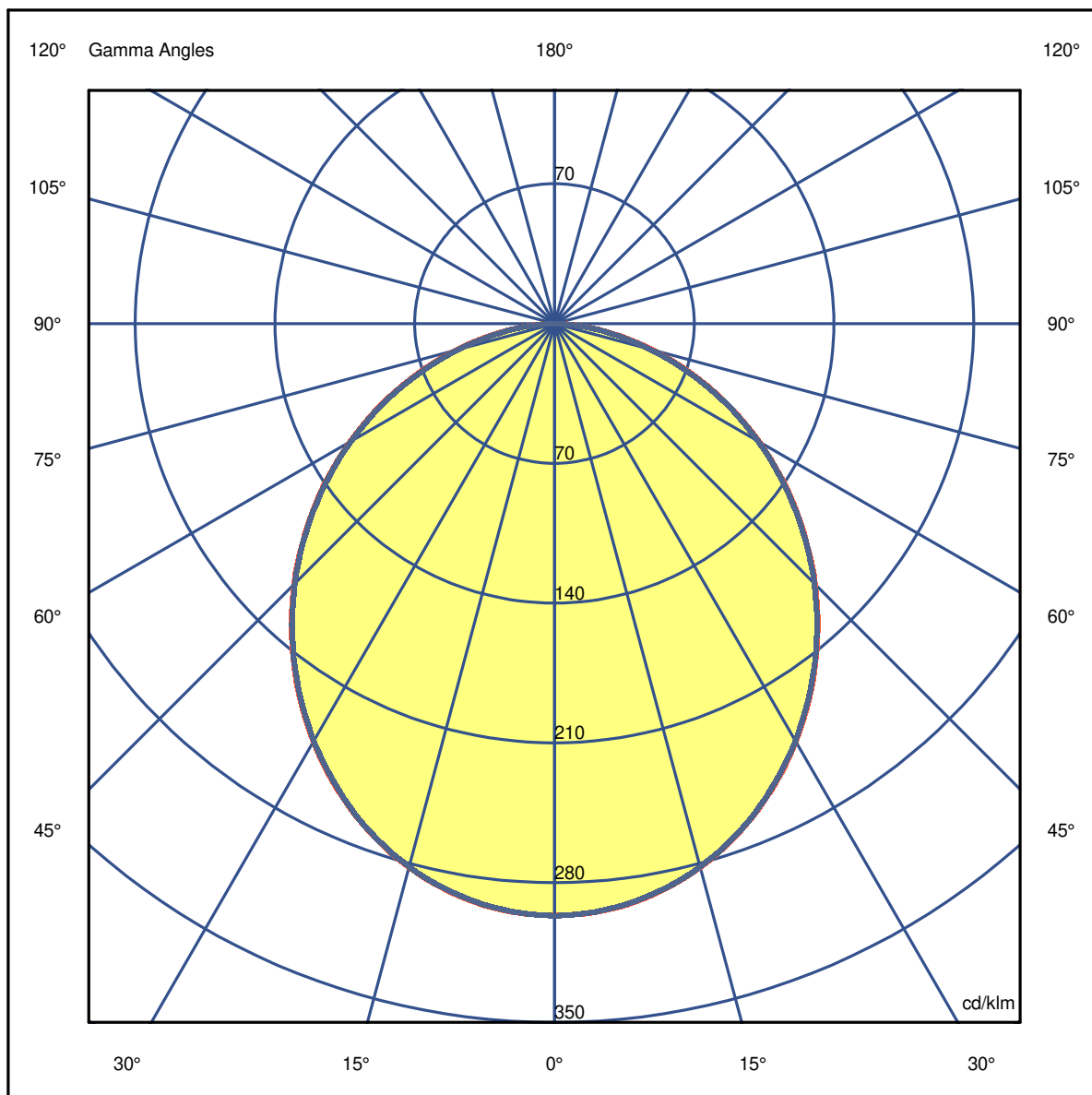
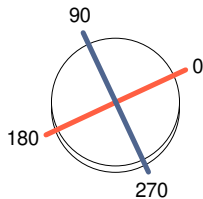
Name ROFY 85 IP /E D0600 LIGHT+ 840 HO

Luminaire Flux	6556 lm	Luminaire Power	43.5 W	Efficacy	150.789 lm/W	Efficiency	79.49%
Source Flux	8248 lm	Maximum value	296.50 cd/klm	Position	C=0.00 G=0.00	CG	Double Symmetrical

Diam=600mm

C Halfplanes

180.0 ——— 0.0  
270.0 ——— 90.0



**Luminaire**

Code 90573L600  
Name ROFY 85 IP /E D0600 LIGHT+ 840 HO

**Measurem.**

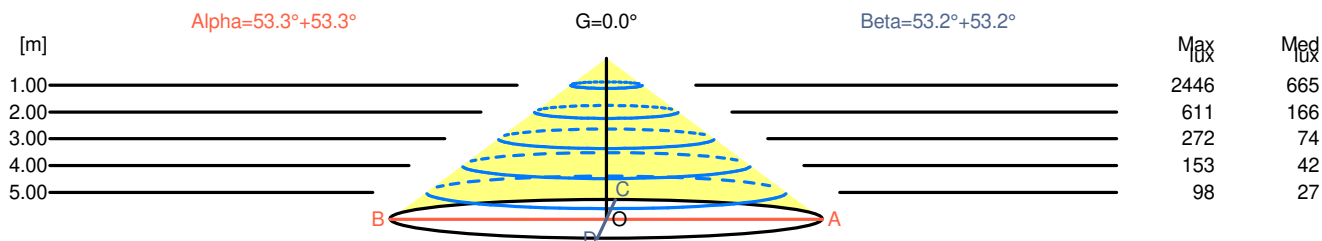
Code 4/8/2023  
Name ROFY 85 IP /E D0600 LIGHT+ 840 HO

Luminaire Flux	6556 lm	Luminaire Power	43.5 W	Efficacy	150.789 lm/W	Efficiency	79.49%
Source Flux	8248 lm	Maximum value	296.50 cd/klm	Position	C=0.00 G=0.00	CG	Double Symmetrical

Width at 50.00 % of Max Intensity

H[m]	1.00	2.00	3.00	4.00	5.00	H[m]	1.00	2.00	3.00	4.00	5.00
OA	1.34	2.69	4.03	5.38	6.72	OC	1.34	2.67	4.01	5.35	6.68
OB	1.34	2.69	4.03	5.38	6.72	OD	1.34	2.67	4.01	5.35	6.68

	0	5	15	25	35	45	55	65	75	85
OA	2445.53	2431.51	2324.29	2123.86	1847.55	1521.76	1162.14	786.86	418.17	103.10
OB	2445.53	2431.51	2324.29	2123.86	1847.55	1521.76	1162.14	786.86	418.17	103.10
OC	2445.53	2429.04	2322.64	2118.09	1844.25	1517.63	1156.37	780.26	408.28	94.85
OD	2445.53	2429.04	2322.64	2118.09	1844.25	1517.63	1156.37	780.26	408.28	94.85



H[m]	D[m]	Max lux	Med lux	Alpha=53.3°+53.3°	G=0.0
1.00	2.69	2446	665		
2.00	5.38	611	166		
3.00	8.06	272	74		
4.00	10.75	153	42		
5.00	13.44	98	27		

H[m]	D[m]	Max lux	Med lux	Beta=53.2°+53.2°	G=0.0
1.00	2.67	2446	665		
2.00	5.35	611	166		
3.00	8.02	272	74		
4.00	10.69	153	42		
5.00	13.37	98	27		

**Luminaire**

Code 90573L600  
Name ROFY 85 IP /E D0600 LIGHT+ 840 HO

**Measurem.**

Code 4/8/2023  
Name ROFY 85 IP /E D0600 LIGHT+ 840 HO

Luminaire Flux	6556 lm	Luminaire Power	43.5 W	Efficacy	150.789 lm/W	Efficiency	79.49%
Source Flux	8248 lm	Maximum value	296.50 cd/klm	Position	C=0.00 G=0.00	CG	Double Symmetrical

**UGR**  
S = 0.250

Reflectancies										
Ceiling/Cavity	0.7	0.7	0.5	0.5	0.3	0.7	0.7	0.5	0.5	0.3
Walls	0.5	0.3	0.5	0.3	0.3	0.5	0.3	0.5	0.3	0.3
Working Plane	0.2	0.2	0.2	0.2	0.2	0.2	0.2	0.2	0.2	0.2
Room Dimensions	Lateral View					Viewed Endwise				
x=2H y=2H	18.8	20.1	19.1	20.4	20.6	18.8	20.1	19.1	20.3	20.6
x=2H y=3H	20.2	21.3	20.5	21.6	21.9	20.1	21.3	20.4	21.6	21.8
x=2H y=4H	20.6	21.8	21.0	22.0	22.3	20.6	21.7	20.9	22.0	22.3
x=2H y=6H	20.9	22.0	21.3	22.3	22.6	20.9	21.9	21.2	22.2	22.5
x=2H y=8H	21.0	22.0	21.4	22.3	22.6	20.9	21.9	21.3	22.2	22.6
x=2H y=12H	21.1	22.0	21.4	22.3	22.7	21.0	21.9	21.3	22.2	22.6
x=4H y=2H	19.4	20.5	19.8	20.8	21.1	19.4	20.5	19.7	20.8	21.1
x=4H y=3H	20.9	21.9	21.3	22.2	22.6	20.9	21.9	21.3	22.2	22.5
x=4H y=4H	21.5	22.4	21.9	22.7	23.1	21.5	22.3	21.9	22.7	23.0
x=4H y=6H	21.9	22.7	22.4	23.1	23.5	21.9	22.6	22.3	23.0	23.4
x=4H y=8H	22.1	22.7	22.5	23.1	23.5	22.0	22.6	22.4	23.0	23.4
x=4H y=12H	22.1	22.7	22.6	23.1	23.6	22.0	22.6	22.5	23.0	23.5
x=8H y=4H	21.8	22.4	22.2	22.8	23.2	21.7	22.4	22.1	22.8	23.2
x=8H y=6H	22.3	22.8	22.7	23.2	23.7	22.2	22.7	22.6	23.2	23.6
x=8H y=8H	22.4	22.9	22.9	23.4	23.9	22.4	22.8	22.8	23.3	23.8
x=8H y=12H	22.5	23.0	23.0	23.4	23.9	22.4	22.9	22.9	23.3	23.8
x=12H y=4H	21.8	22.4	22.2	22.8	23.2	21.7	22.3	22.2	22.7	23.2
x=12H y=6H	22.3	22.8	22.8	23.2	23.7	22.2	22.7	22.7	23.2	23.7
x=12H y=8H	22.5	22.9	23.0	23.4	23.9	22.4	22.8	22.9	23.3	23.8

**Luminaire**

Code 90573L600

Name ROFY 85 IP /E D0600 LIGHT+ 840 HO

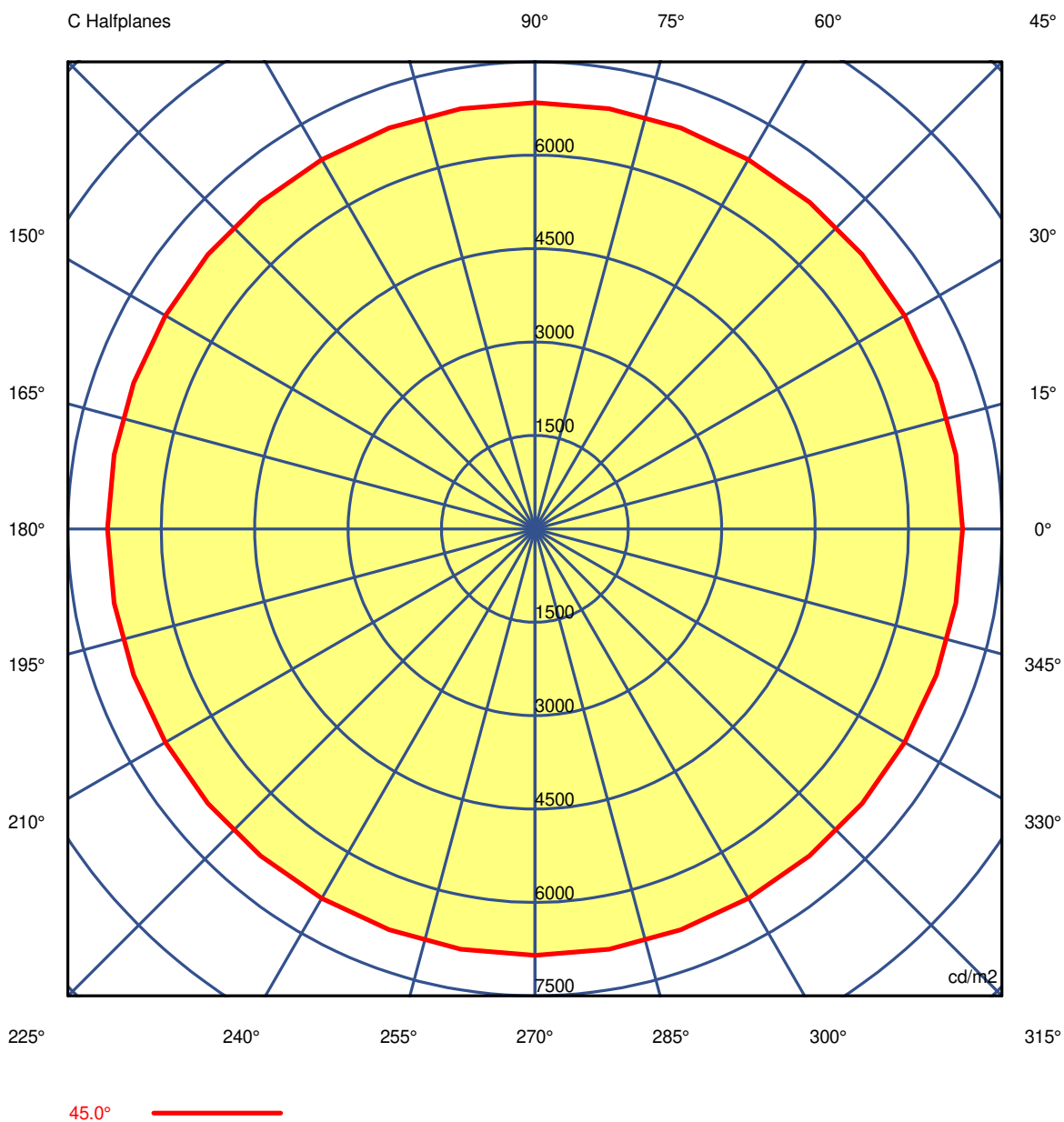
**Measurem.**

Code 4/8/2023

Name ROFY 85 IP /E D0600 LIGHT+ 840 HO

Luminaire Flux	6556 lm	Luminaire Power	43.5 W	Efficacy	150.789 lm/W	Efficiency	79.49%
Source Flux	8248 lm	Maximum value	296.50 cd/klm	Position	C=0.00 G=0.00	CG Double Symmetrical	

Luminance



**Luminaire**

Code 90573L600

Name ROFY 85 IP /E D0600 LIGHT+ 840 HO

**Measurement**

Code 4/8/2023

Name ROFY 85 IP /E D0600 LIGHT+ 840 HO

Luminaire Flux	6556 lm		Luminaire Power		43.5 W		Efficacy		150.789 lm/W		Efficiency		79.49%	
Source Flux	8248 lm		Maximum value		296.50 cd/klm		Position		C=0.00 G=0.00		CG		Double Symmetrical	
Luminance cd/m2 Table 1/3														
	C 0.00	C 10.00	C 20.00	C 30.00	C 40.00	C 50.00	C 60.00	C 70.00	C 80.00	C 90.00	C 100.00	C 110.00	C 120.00	
G 0.0	9256	9256	9256	9256	9256	9256	9256	9256	9256	9256	9256	9256	9256	
G 5.0	9090	9090	9090	9090	9092	9092	9090	9093	9090	9081	9090	9093	9090	
G 10.0	8897	8900	8898	8894	8895	8898	8900	8899	8894	8885	8894	8899	8900	
G 15.0	8674	8676	8677	8677	8674	8675	8677	8676	8672	8668	8672	8676	8677	
G 20.0	8427	8431	8428	8424	8426	8426	8424	8427	8425	8415	8425	8427	8424	
G 25.0	8160	8158	8155	8153	8153	8153	8153	8152	8147	8137	8147	8152	8153	
G 30.0	7865	7863	7860	7859	7864	7864	7859	7859	7858	7856	7858	7859	7859	
G 35.0	7550	7548	7547	7547	7547	7546	7543	7541	7539	7537	7539	7541	7543	
G 40.0	7216	7216	7214	7209	7211	7212	7209	7209	7207	7199	7207	7209	7209	
G 45.0	6865	6863	6858	6853	6856	6855	6850	6852	6852	6846	6852	6852	6850	
G 50.0	6480	6477	6476	6476	6471	6468	6468	6464	6457	6452	6457	6464	6468	
G 55.0	6055	6052	6049	6047	6043	6042	6042	6040	6034	6025	6034	6040	6042	
G 60.0	5591	5585	5580	5577	5571	5566	5563	5557	5552	5549	5552	5557	5563	
G 65.0	5033	5029	5028	5028	5022	5013	5007	5003	4998	4991	4998	5003	5007	
G 70.0	4399	4385	4379	4375	4359	4345	4338	4335	4329	4320	4329	4335	4338	
G 75.0	3605	3605	3600	3584	3565	3544	3527	3527	3524	3520	3524	3527	3527	
G 80.0	2655	2651	2639	2620	2606	2576	2542	2542	2539	2524	2539	2542	2542	
G 85.0	1429	1443	1428	1395	1379	1361	1338	1328	1323	1315	1323	1328	1338	
G 90.0	201	188	184	184	184	184	184	184	184	184	184	184	184	

**Luminaire**

Code 90573L600

Name ROFY 85 IP /E D0600 LIGHT+ 840 HO

**Measurement**

Code 4/8/2023

Name ROFY 85 IP /E D0600 LIGHT+ 840 HO

Luminaire Flux	6556 lm		Luminaire Power		43.5 W		Efficacy		150.789 lm/W		Efficiency		79.49%	
Source Flux	8248 lm		Maximum value		296.50 cd/klm		Position		C=0.00 G=0.00		CG		Double Symmetrical	
Luminance cd/m2														
Table 2/3														
	C 130.00	C 140.00	C 150.00	C 160.00	C 170.00	C 180.00	C 190.00	C 200.00	C 210.00	C 220.00	C 230.00	C 240.00	C 250.00	
G 0.0	9256	9256	9256	9256	9256	9256	9256	9256	9256	9256	9256	9256	9256	
G 5.0	9092	9092	9090	9090	9090	9090	9090	9090	9090	9092	9092	9090	9093	
G 10.0	8898	8895	8894	8898	8900	8897	8900	8898	8894	8895	8898	8900	8899	
G 15.0	8675	8674	8677	8677	8676	8674	8676	8677	8677	8674	8675	8677	8676	
G 20.0	8426	8426	8424	8428	8431	8427	8431	8428	8424	8426	8426	8424	8427	
G 25.0	8153	8153	8153	8155	8158	8160	8158	8155	8153	8153	8153	8153	8152	
G 30.0	7864	7864	7859	7860	7863	7865	7863	7860	7859	7864	7864	7859	7859	
G 35.0	7546	7547	7547	7547	7548	7550	7548	7547	7547	7547	7546	7543	7541	
G 40.0	7212	7211	7209	7214	7216	7216	7216	7214	7209	7211	7212	7209	7209	
G 45.0	6855	6856	6853	6858	6863	6865	6863	6858	6853	6856	6855	6850	6852	
G 50.0	6468	6471	6476	6476	6477	6480	6477	6476	6476	6471	6468	6468	6464	
G 55.0	6042	6043	6047	6049	6052	6055	6052	6049	6047	6043	6042	6042	6040	
G 60.0	5566	5571	5577	5580	5585	5591	5585	5580	5577	5571	5566	5563	5557	
G 65.0	5013	5022	5028	5028	5029	5033	5029	5028	5028	5022	5013	5007	5003	
G 70.0	4345	4359	4375	4379	4385	4399	4385	4379	4375	4359	4345	4338	4335	
G 75.0	3544	3565	3584	3600	3605	3605	3605	3600	3584	3565	3544	3527	3527	
G 80.0	2576	2606	2620	2639	2651	2655	2651	2639	2620	2606	2576	2542	2542	
G 85.0	1361	1379	1395	1428	1443	1429	1443	1428	1395	1379	1361	1338	1328	
G 90.0	184	184	184	184	188	201	188	184	184	184	184	184	184	

**Luminaire**

Code 90573L600

Name ROFY 85 IP /E D0600 LIGHT+ 840 HO

**Measurem.**

Code 4/8/2023

Name ROFY 85 IP /E D0600 LIGHT+ 840 HO

Luminaire Flux	6556 lm	Luminaire Power	43.5 W	Efficacy	150.789 lm/W	Efficiency	79.49%
Source Flux	8248 lm	Maximum value	296.50 cd/klm	Position	C=0.00 G=0.00	CG	Double Symmetrical

**Luminance cd/m2 Table 3/3**

	C 260.00	C 270.00	C 280.00	C 290.00	C 300.00	C 310.00	C 320.00	C 330.00	C 340.00	C 350.00
G 0.0	9256	9256	9256	9256	9256	9256	9256	9256	9256	9256
G 5.0	9090	9081	9090	9093	9090	9092	9092	9090	9090	9090
G 10.0	8894	8885	8894	8899	8900	8898	8895	8894	8898	8900
G 15.0	8672	8668	8672	8676	8677	8675	8674	8677	8677	8676
G 20.0	8425	8415	8425	8427	8424	8426	8426	8424	8428	8431
G 25.0	8147	8137	8147	8152	8153	8153	8153	8153	8155	8158
G 30.0	7858	7856	7858	7859	7859	7864	7864	7859	7860	7863
G 35.0	7539	7537	7539	7541	7543	7546	7547	7547	7547	7548
G 40.0	7207	7199	7207	7209	7209	7212	7211	7209	7214	7216
G 45.0	6852	6846	6852	6852	6850	6855	6856	6853	6858	6863
G 50.0	6457	6452	6457	6464	6468	6468	6471	6476	6476	6477
G 55.0	6034	6025	6034	6040	6042	6042	6043	6047	6049	6052
G 60.0	5552	5549	5552	5557	5563	5566	5571	5577	5580	5585
G 65.0	4998	4991	4998	5003	5007	5013	5022	5028	5028	5029
G 70.0	4329	4320	4329	4335	4338	4345	4359	4375	4379	4385
G 75.0	3524	3520	3524	3527	3527	3544	3565	3584	3600	3605
G 80.0	2539	2524	2539	2542	2542	2576	2606	2620	2639	2651
G 85.0	1323	1315	1323	1328	1338	1361	1379	1395	1428	1443
G 90.0	184	184	184	184	184	184	184	184	184	188