

**Luminaire**

Code 90574L600

Name ROFY 85 IP /E D0600 LIGHT+ K3 830 LO

**Measurem.**

Code 4/8/2023

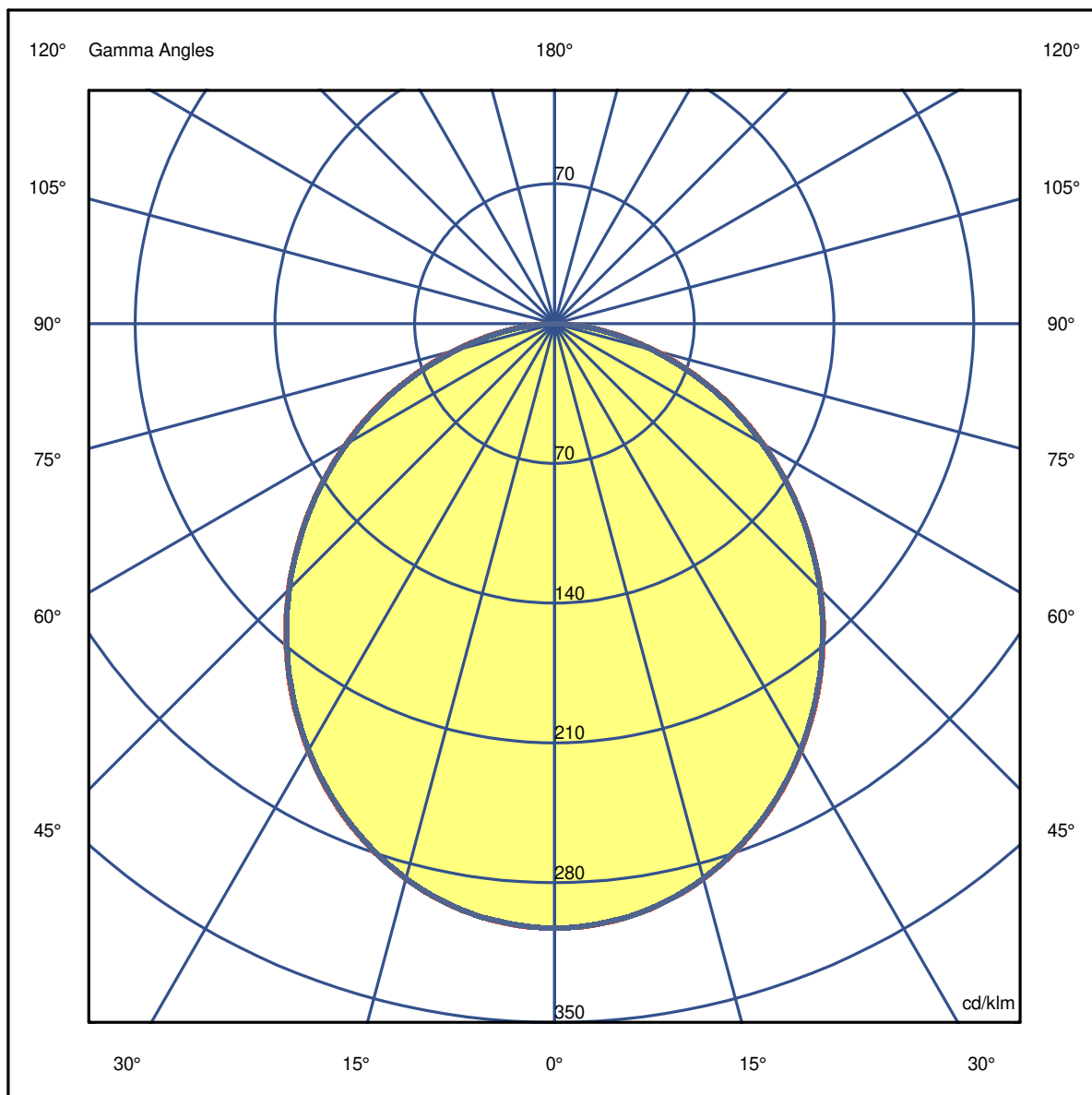
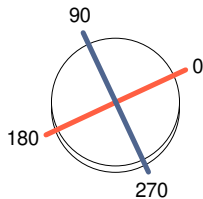
Name ROFY 85 IP /E D0600 LIGHT+ K3 830 LO

Luminaire Flux	4509 lm	Luminaire Power	33.1 W	Efficacy	136.133 lm/W	Efficiency	81.15%
Source Flux	5556 lm	Maximum value	302.60 cd/klm	Position	C=0.00 G=0.00	CG	Double Symmetrical

Diam=600mm

C Halfplanes

180.0 ——— 0.0  
270.0 ——— 90.0



**Luminaire**

Code 90574L600

Name ROFY 85 IP /E D0600 LIGHT+ K3 830 LO

**Measurem.**

Code 4/8/2023

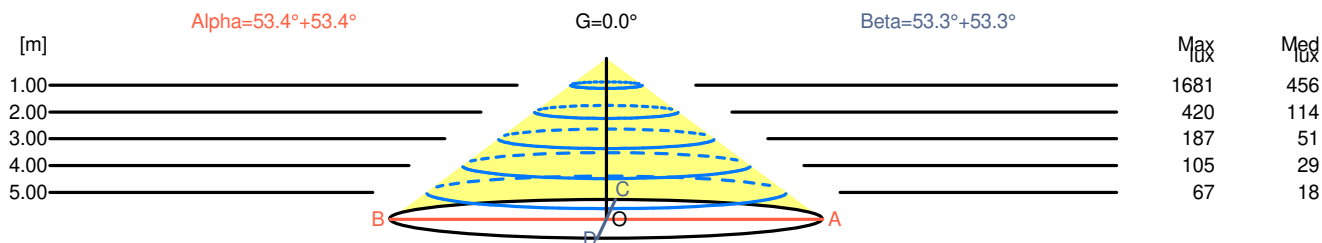
Name ROFY 85 IP /E D0600 LIGHT+ K3 830 LO

Luminaire Flux	4509 lm	Luminaire Power	33.1 W	Efficacy	136.133 lm/W	Efficiency	81.15%
Source Flux	5556 lm	Maximum value	302.60 cd/klm	Position	C=0.00 G=0.00	CG	Double Symmetrical

Width at 50.00 % of Max Intensity

H[m]	1.00	2.00	3.00	4.00	5.00	H[m]	1.00	2.00	3.00	4.00	5.00
OA	1.34	2.69	4.03	5.38	6.72	OC	1.34	2.68	4.02	5.36	6.70
OB	1.34	2.69	4.03	5.38	6.72	OD	1.34	2.68	4.02	5.36	6.70

	0	5	15	25	35	45	55	65	75	85
OA	1681.25	1672.91	1599.02	1460.67	1271.77	1046.75	799.51	542.27	288.36	70.56
OB	1681.25	1672.91	1599.02	1460.67	1271.77	1046.75	799.51	542.27	288.36	70.56
OC	1681.25	1671.24	1598.46	1459.01	1268.99	1044.53	796.17	536.71	280.58	65.01
OD	1681.25	1671.24	1598.46	1459.01	1268.99	1044.53	796.17	536.71	280.58	65.01



H[m]	D[m]	Max lux	Med lux	Alpha=53.4°+53.4°	G=0.0
1.00	2.69	1681	456		
2.00	5.38	420	114		
3.00	8.07	187	51		
4.00	10.76	105	29		
5.00	13.44	67	18		

H[m]	D[m]	Max lux	Med lux	Beta=53.3°+53.3°	G=0.0
1.00	2.68	1681	456		
2.00	5.36	420	114		
3.00	8.04	187	51		
4.00	10.72	105	29		
5.00	13.40	67	18		

**Luminaire**

Code 90574L600

Name ROFY 85 IP /E D0600 LIGHT+ K3 830 LO

**Measurem.**

Code 4/8/2023

Name ROFY 85 IP /E D0600 LIGHT+ K3 830 LO

Luminaire Flux	4509 lm	Luminaire Power	33.1 W	Efficacy	136.133 lm/W	Efficiency	81.15%
Source Flux	5556 lm	Maximum value	302.60 cd/klm	Position	C=0.00 G=0.00	CG	Double Symmetrical

**UGR**  
S = 0.250

Reflectancies										
Ceiling/Cavity	0.7	0.7	0.5	0.5	0.3	0.7	0.7	0.5	0.5	0.3
Walls	0.5	0.3	0.5	0.3	0.3	0.5	0.3	0.5	0.3	0.3
Working Plane	0.2	0.2	0.2	0.2	0.2	0.2	0.2	0.2	0.2	0.2
Room Dimensions	Lateral View					Viewed Endwise				
x=2H y=2H	17.5	18.8	17.8	19.1	19.3	17.5	18.8	17.8	19.0	19.3
x=2H y=3H	18.9	20.0	19.2	20.3	20.6	18.8	20.0	19.2	20.3	20.5
x=2H y=4H	19.4	20.5	19.7	20.7	21.0	19.3	20.4	19.6	20.7	21.0
x=2H y=6H	19.7	20.7	20.0	21.0	21.3	19.6	20.6	19.9	20.9	21.2
x=2H y=8H	19.7	20.7	20.1	21.0	21.4	19.6	20.7	20.0	20.9	21.3
x=2H y=12H	19.8	20.7	20.1	21.0	21.4	19.7	20.6	20.0	20.9	21.3
x=4H y=2H	18.1	19.2	18.5	19.5	19.8	18.1	19.2	18.4	19.5	19.8
x=4H y=3H	19.6	20.6	20.0	20.9	21.3	19.6	20.6	20.0	20.9	21.2
x=4H y=4H	20.2	21.1	20.6	21.4	21.8	20.2	21.0	20.6	21.4	21.7
x=4H y=6H	20.6	21.4	21.1	21.8	22.1	20.6	21.3	21.0	21.7	22.1
x=4H y=8H	20.8	21.5	21.2	21.8	22.3	20.7	21.4	21.1	21.7	22.2
x=4H y=12H	20.8	21.4	21.3	21.9	22.3	20.7	21.3	21.2	21.8	22.2
x=8H y=4H	20.5	21.2	20.9	21.5	22.0	20.4	21.1	20.9	21.5	21.9
x=8H y=6H	21.0	21.5	21.4	22.0	22.4	20.9	21.4	21.4	21.9	22.4
x=8H y=8H	21.1	21.6	21.6	22.1	22.6	21.1	21.5	21.5	22.0	22.5
x=8H y=12H	21.2	21.6	21.7	22.1	22.6	21.1	21.5	21.6	22.0	22.5
x=12H y=4H	20.5	21.1	20.9	21.5	21.9	20.4	21.0	20.9	21.4	21.9
x=12H y=6H	21.0	21.5	21.5	21.9	22.4	20.9	21.4	21.4	21.9	22.4
x=12H y=8H	21.2	21.6	21.7	22.1	22.6	21.1	21.5	21.6	22.0	22.5

**Luminaire**

Code 90574L600

Name ROFY 85 IP /E D0600 LIGHT+ K3 830 LO

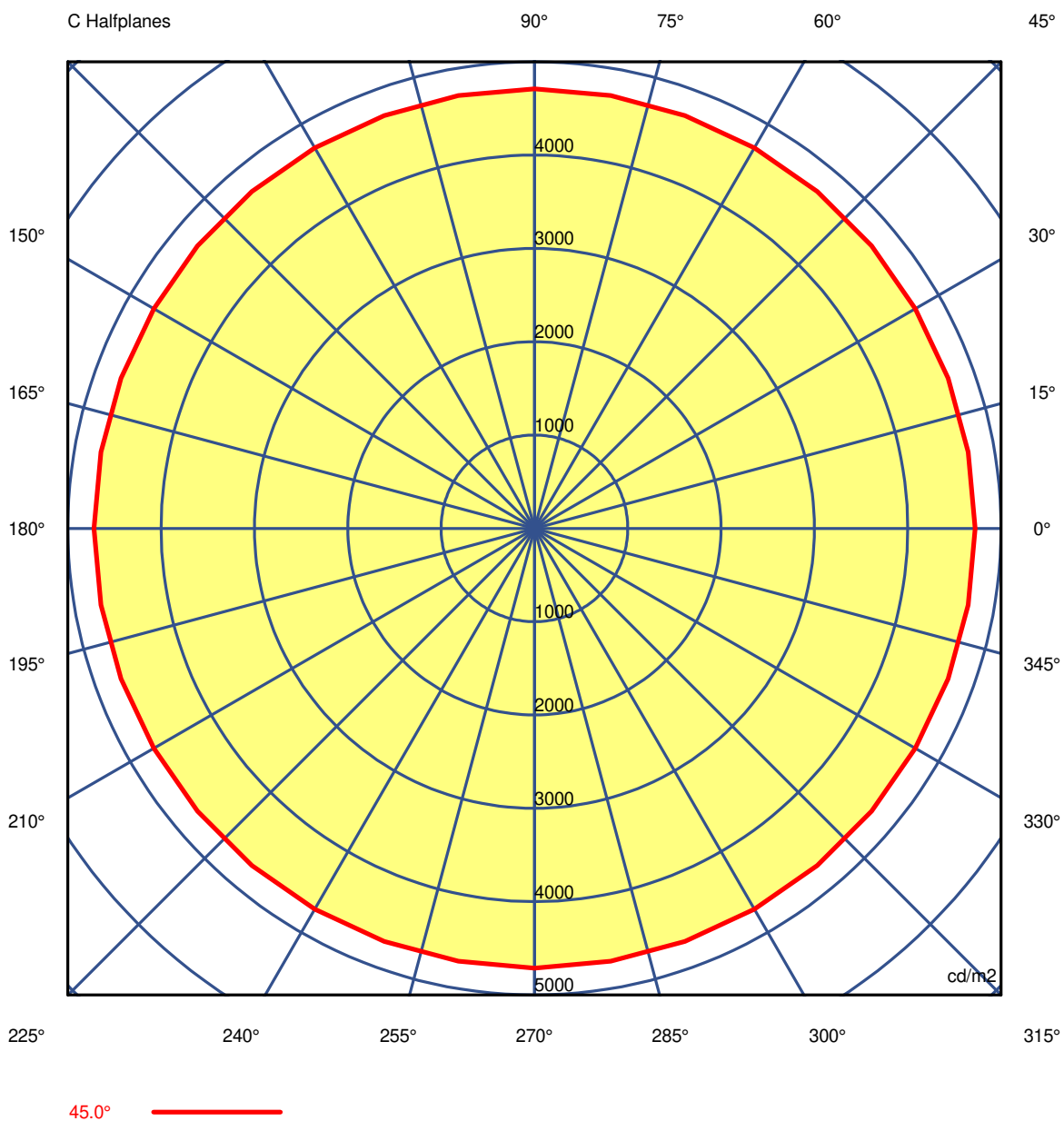
**Measurem.**

Code 4/8/2023

Name ROFY 85 IP /E D0600 LIGHT+ K3 830 LO

Luminaire Flux	4509 lm	Luminaire Power	33.1 W	Efficacy	136.133 lm/W	Efficiency	81.15%
Source Flux	5556 lm	Maximum value	302.60 cd/klm	Position	C=0.00 G=0.00	CG Double Symmetrical	

Luminance



**Luminaire**

Code 90574L600

Name ROFY 85 IP /E D0600 LIGHT+ K3 830 LO

**Measurement**

Code 4/8/2023

Name ROFY 85 IP /E D0600 LIGHT+ K3 830 LO

Luminaire Flux	4509 lm	Luminaire Power		33.1 W		Efficacy		136.133 lm/W		Efficiency		81.15%	
Source Flux	5556 lm	Maximum value		302.60 cd/klm		Position		C=0.00 G=0.00		CG		Double Symmetrical	
Luminance cd/m2 Table 1/3													
	C 0.00	C 10.00	C 20.00	C 30.00	C 40.00	C 50.00	C 60.00	C 70.00	C 80.00	C 90.00	C 100.00	C 110.00	C 120.00
G 0.0	6363	6363	6363	6363	6363	6363	6363	6363	6363	6363	6363	6363	6363
G 5.0	6254	6251	6249	6248	6249	6250	6250	6251	6251	6248	6251	6251	6250
G 10.0	6119	6118	6115	6113	6115	6119	6119	6116	6115	6117	6115	6116	6119
G 15.0	5967	5966	5964	5963	5964	5966	5967	5964	5963	5965	5963	5964	5967
G 20.0	5798	5797	5794	5792	5795	5796	5794	5794	5794	5792	5794	5794	5794
G 25.0	5612	5611	5608	5605	5607	5607	5605	5605	5605	5605	5605	5605	5605
G 30.0	5410	5409	5407	5406	5407	5408	5406	5404	5403	5403	5403	5404	5406
G 35.0	5197	5191	5191	5193	5189	5189	5193	5190	5187	5186	5187	5190	5193
G 40.0	4961	4961	4961	4961	4960	4956	4953	4955	4955	4951	4955	4955	4953
G 45.0	4722	4719	4715	4712	4714	4713	4709	4709	4710	4712	4710	4709	4709
G 50.0	4453	4452	4450	4448	4448	4448	4448	4446	4445	4445	4445	4446	4448
G 55.0	4166	4164	4162	4160	4158	4156	4154	4154	4153	4148	4153	4154	4154
G 60.0	3840	3835	3832	3830	3828	3826	3824	3822	3820	3817	3820	3822	3824
G 65.0	3469	3465	3456	3447	3447	3444	3437	3437	3435	3433	3435	3437	3437
G 70.0	3024	3015	3010	3008	3004	2994	2983	2977	2975	2975	2975	2977	2983
G 75.0	2486	2480	2472	2462	2452	2443	2433	2422	2419	2419	2419	2422	2433
G 80.0	1830	1828	1818	1800	1781	1761	1747	1747	1745	1742	1745	1747	1747
G 85.0	978	978	978	978	947	923	917	906	901	901	901	906	917
G 90.0	135	135	135	135	135	135	135	135	135	135	135	135	135

**Luminaire**

Code 90574L600

Name ROFY 85 IP /E D0600 LIGHT+ K3 830 LO

**Measurement**

Code 4/8/2023

Name ROFY 85 IP /E D0600 LIGHT+ K3 830 LO

Luminaire Flux	4509 lm	Luminaire Power	33.1 W	Efficacy	136.133 lm/W	Efficiency	81.15%
Source Flux	5556 lm	Maximum value	302.60 cd/klm	Position	C=0.00 G=0.00	CG	Double Symmetrical

**Luminance cd/m2 Table 2/3**

	C 130.00	C 140.00	C 150.00	C 160.00	C 170.00	C 180.00	C 190.00	C 200.00	C 210.00	C 220.00	C 230.00	C 240.00	C 250.00
G 0.0	6363	6363	6363	6363	6363	6363	6363	6363	6363	6363	6363	6363	6363
G 5.0	6250	6249	6248	6249	6251	6254	6251	6249	6248	6249	6250	6250	6251
G 10.0	6119	6115	6113	6115	6118	6119	6118	6115	6113	6115	6119	6119	6116
G 15.0	5966	5964	5963	5964	5966	5967	5966	5964	5963	5964	5966	5967	5964
G 20.0	5796	5795	5792	5794	5797	5798	5797	5794	5792	5795	5796	5794	5794
G 25.0	5607	5607	5605	5608	5611	5612	5611	5608	5605	5607	5607	5605	5605
G 30.0	5408	5407	5406	5407	5409	5410	5409	5407	5406	5407	5408	5406	5404
G 35.0	5189	5189	5193	5191	5191	5197	5191	5191	5193	5189	5189	5193	5190
G 40.0	4956	4960	4961	4961	4961	4961	4961	4961	4961	4960	4956	4953	4955
G 45.0	4713	4714	4712	4715	4719	4722	4719	4715	4712	4714	4713	4709	4709
G 50.0	4448	4448	4448	4450	4452	4453	4452	4450	4448	4448	4448	4448	4446
G 55.0	4156	4158	4160	4162	4164	4166	4164	4162	4160	4158	4156	4154	4154
G 60.0	3826	3828	3830	3832	3835	3840	3835	3832	3830	3828	3826	3824	3822
G 65.0	3444	3447	3447	3456	3465	3469	3465	3456	3447	3447	3444	3437	3437
G 70.0	2994	3004	3008	3010	3015	3024	3015	3010	3008	3004	2994	2983	2977
G 75.0	2443	2452	2462	2472	2480	2486	2480	2472	2462	2452	2443	2433	2422
G 80.0	1761	1781	1800	1818	1828	1830	1828	1818	1800	1781	1761	1747	1747
G 85.0	923	947	978	978	978	978	978	978	978	947	923	917	906
G 90.0	135	135	135	135	135	135	135	135	135	135	135	135	135

**Luminaire**

Code 90574L600

Name ROFY 85 IP /E D0600 LIGHT+ K3 830 LO

**Measurem.**

Code 4/8/2023

Name ROFY 85 IP /E D0600 LIGHT+ K3 830 LO

Luminaire Flux	4509 lm	Luminaire Power	33.1 W	Efficacy	136.133 lm/W	Efficiency	81.15%
Source Flux	5556 lm	Maximum value	302.60 cd/klm	Position	C=0.00 G=0.00	CG	Double Symmetrical

**Luminance cd/m2 Table 3/3**

	C 260.00	C 270.00	C 280.00	C 290.00	C 300.00	C 310.00	C 320.00	C 330.00	C 340.00	C 350.00
G 0.0	6363	6363	6363	6363	6363	6363	6363	6363	6363	6363
G 5.0	6251	6248	6251	6251	6250	6250	6249	6248	6249	6251
G 10.0	6115	6117	6115	6116	6119	6119	6115	6113	6115	6118
G 15.0	5963	5965	5963	5964	5967	5966	5964	5963	5964	5966
G 20.0	5794	5792	5794	5794	5794	5796	5795	5792	5794	5797
G 25.0	5605	5605	5605	5605	5605	5607	5607	5605	5608	5611
G 30.0	5403	5403	5403	5404	5406	5408	5407	5406	5407	5409
G 35.0	5187	5186	5187	5190	5193	5189	5189	5193	5191	5191
G 40.0	4955	4951	4955	4955	4953	4956	4960	4961	4961	4961
G 45.0	4710	4712	4710	4709	4709	4713	4714	4712	4715	4719
G 50.0	4445	4445	4445	4446	4448	4448	4448	4448	4450	4452
G 55.0	4153	4148	4153	4154	4154	4156	4158	4160	4162	4164
G 60.0	3820	3817	3820	3822	3824	3826	3828	3830	3832	3835
G 65.0	3435	3433	3435	3437	3437	3444	3447	3447	3456	3465
G 70.0	2975	2975	2975	2977	2983	2994	3004	3008	3010	3015
G 75.0	2419	2419	2419	2422	2433	2443	2452	2462	2472	2480
G 80.0	1745	1742	1745	1747	1747	1761	1781	1800	1818	1828
G 85.0	901	901	901	906	917	923	947	978	978	978
G 90.0	135	135	135	135	135	135	135	135	135	135