

**Luminaire**

Code 90575L011

Name VEGA IP /E D100 LIGHT+ 930 MO

**Measurem.**

Code 10/2/2023

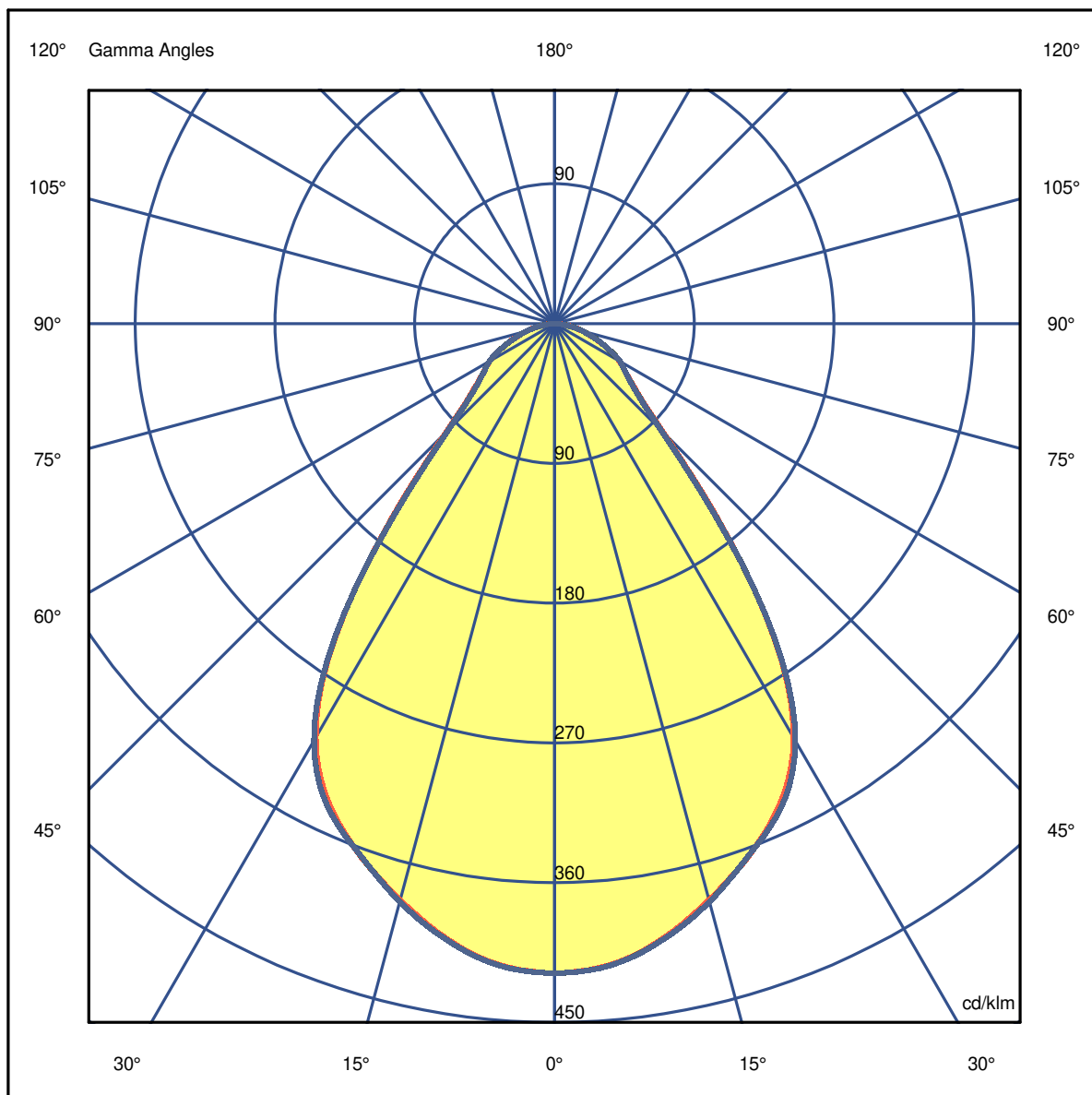
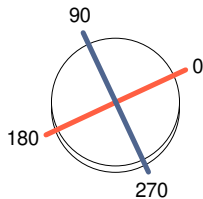
Name VEGA IP /E D100 LIGHT+ 930 MO

Luminaire Flux	783 lm	Luminaire Power	8.2 W	Efficacy	94.935 lm/W	Efficiency	65.05%
Source Flux	1204 lm	Maximum value	418.40 cd/klm	Position	C=0.00 G=0.00	CG	Double Symmetrical

Diam=100mm

C Halfplanes

180.0 ————— 0.0  
270.0 ————— 90.0



**Luminaire**

Code 90575L011

Name VEGA IP /E D100 LIGHT+ 930 MO

**Measurem.**

Code 10/2/2023

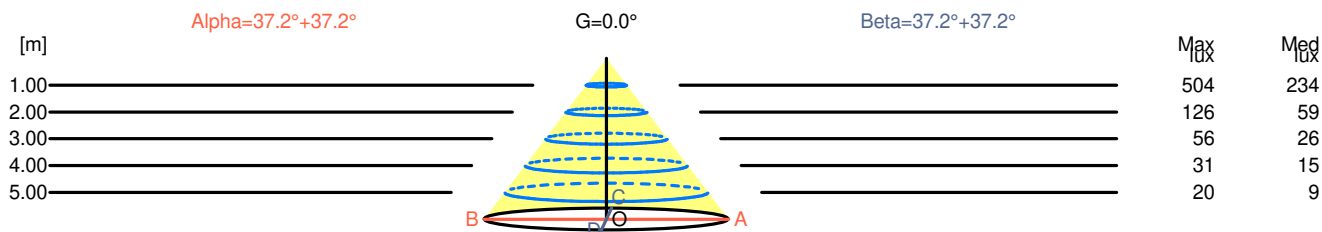
Name VEGA IP /E D100 LIGHT+ 930 MO

Luminaire Flux	783 lm	Luminaire Power	8.2 W	Efficacy	94.935 lm/W	Efficiency	65.05%
Source Flux	1204 lm	Maximum value	418.40 cd/klm	Position	C=0.00 G=0.00	CG	Double Symmetrical

Width at 50.00 % of Max Intensity

H[m]	1.00	2.00	3.00	4.00	5.00	H[m]	1.00	2.00	3.00	4.00	5.00
OA	0.76	1.52	2.28	3.04	3.80	OC	0.76	1.52	2.28	3.04	3.80
OB	0.76	1.52	2.28	3.04	3.80	OD	0.76	1.52	2.28	3.04	3.80

	Luminous Intensities [ cd/klm]									
	0	5	15	25	35	45	55	65	75	85
OA	503.75	498.94	462.70	412.13	296.30	118.35	68.15	45.39	22.51	6.02
OB	503.75	498.94	462.70	412.13	296.30	118.35	68.15	45.39	22.51	6.02
OC	503.75	499.30	464.02	414.78	297.39	116.07	67.79	45.51	22.27	5.06
OD	503.75	499.30	464.02	414.78	297.39	116.07	67.79	45.51	22.27	5.06



H[m]	D[m]	Max lux	Med lux	Alpha=37.2°+37.2°	G=0.0
1.00	1.52	504	234		
2.00	3.04	126	59		
3.00	4.56	56	26		
4.00	6.07	31	15		
5.00	7.59	20	9		

H[m]	D[m]	Max lux	Med lux	Beta=37.2°+37.2°	G=0.0
1.00	1.52	504	234		
2.00	3.04	126	59		
3.00	4.56	56	26		
4.00	6.07	31	15		
5.00	7.59	20	9		

**Luminaire**

Code 90575L011

Name VEGA IP /E D100 LIGHT+ 930 MO

**Measurem.**

Code 10/2/2023

Name VEGA IP /E D100 LIGHT+ 930 MO

Luminaire Flux	783 lm	Luminaire Power	8.2 W	Efficacy	94.935 lm/W	Efficiency	65.05%
Source Flux	1204 lm	Maximum value	418.40 cd/klm	Position	C=0.00 G=0.00	CG	Double Symmetrical

**UGR**  
S = 0.250

Reflectancies										
Ceiling/Cavity	0.7	0.7	0.5	0.5	0.3	0.7	0.7	0.5	0.5	0.3
Walls	0.5	0.3	0.5	0.3	0.3	0.5	0.3	0.5	0.3	0.3
Working Plane	0.2	0.2	0.2	0.2	0.2	0.2	0.2	0.2	0.2	0.2
Room Dimensions										
Lateral View						Viewed Endwise				
x=2H y=2H	19.1	20.1	19.4	20.3	20.5	19.1	20.1	19.4	20.3	20.5
x=2H y=3H	19.6	20.5	19.9	20.8	21.0	19.6	20.5	19.9	20.8	21.0
x=2H y=4H	19.8	20.6	20.1	20.9	21.2	19.8	20.6	20.1	20.9	21.1
x=2H y=6H	19.9	20.7	20.2	20.9	21.2	19.9	20.6	20.2	20.9	21.2
x=2H y=8H	19.9	20.6	20.2	20.9	21.2	19.8	20.6	20.2	20.9	21.2
x=2H y=12H	19.9	20.6	20.2	20.9	21.2	19.8	20.5	20.2	20.8	21.2
x=4H y=2H	19.3	20.2	19.7	20.4	20.7	19.3	20.2	19.6	20.4	20.7
x=4H y=3H	20.0	20.7	20.4	21.0	21.3	20.0	20.7	20.3	21.0	21.3
x=4H y=4H	20.2	20.9	20.6	21.2	21.6	20.2	20.8	20.6	21.2	21.5
x=4H y=6H	20.4	20.9	20.8	21.3	21.7	20.3	20.9	20.8	21.3	21.6
x=4H y=8H	20.4	20.9	20.8	21.3	21.7	20.4	20.8	20.8	21.2	21.6
x=4H y=12H	20.4	20.8	20.8	21.2	21.7	20.3	20.8	20.8	21.2	21.6
x=8H y=4H	20.3	20.8	20.7	21.2	21.6	20.3	20.8	20.7	21.2	21.6
x=8H y=6H	20.5	20.9	20.9	21.3	21.8	20.5	20.9	20.9	21.3	21.7
x=8H y=8H	20.5	20.9	21.0	21.3	21.8	20.5	20.8	21.0	21.3	21.7
x=8H y=12H	20.5	20.8	21.0	21.3	21.8	20.5	20.8	21.0	21.3	21.7
x=12H y=4H	20.3	20.7	20.7	21.1	21.5	20.2	20.7	20.7	21.1	21.5
x=12H y=6H	20.5	20.8	20.9	21.2	21.7	20.4	20.8	20.9	21.2	21.7
x=12H y=8H	20.5	20.8	21.0	21.3	21.8	20.5	20.8	21.0	21.2	21.7

**Luminaire**

Code 90575L011

Name VEGA IP /E D100 LIGHT+ 930 MO

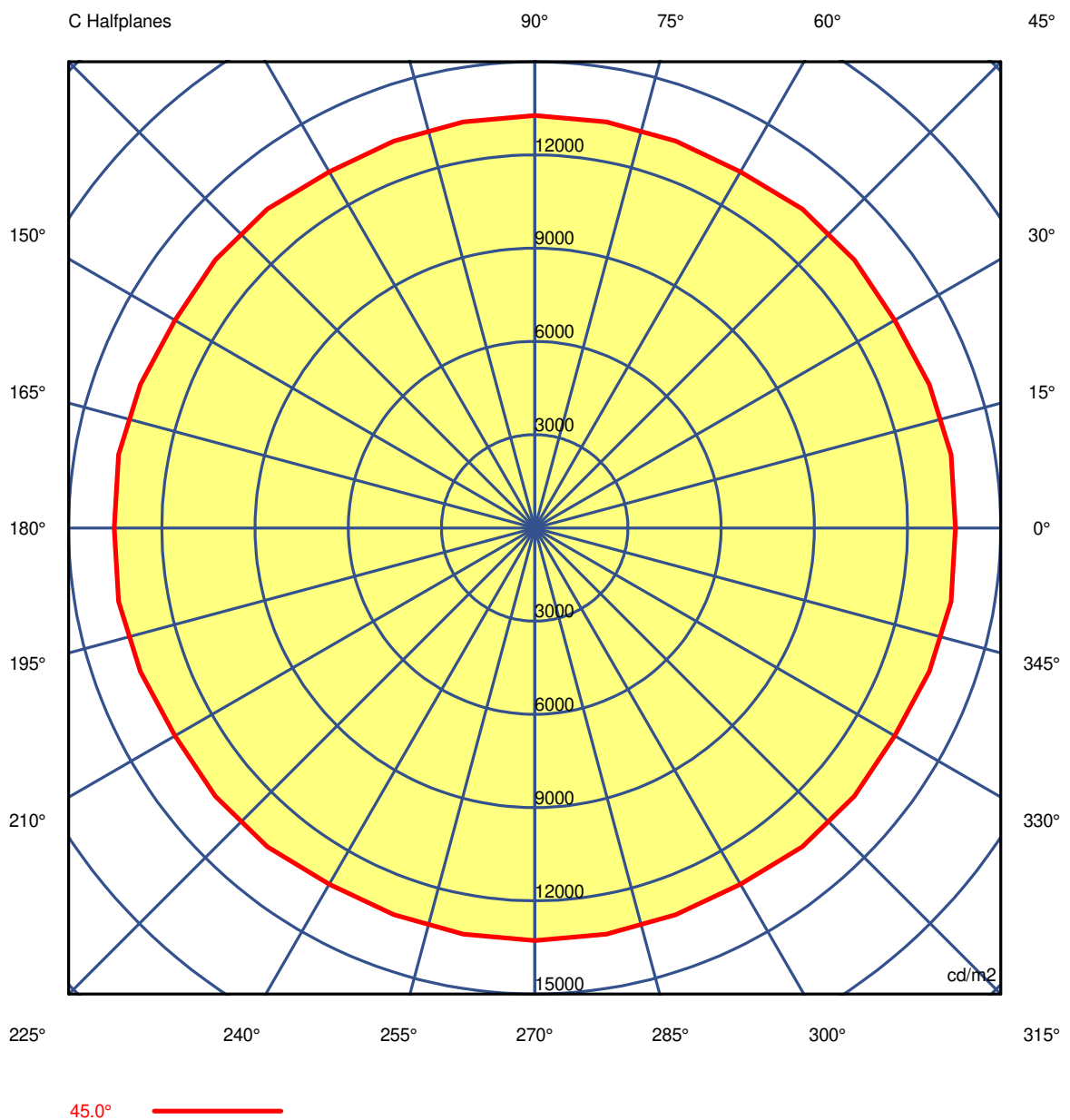
**Measurem.**

Code 10/2/2023

Name VEGA IP /E D100 LIGHT+ 930 MO

Luminaire Flux	783 lm	Luminaire Power	8.2 W	Efficacy	94.935 lm/W	Efficiency	65.05%
Source Flux	1204 lm	Maximum value	418.40 cd/klm	Position	C=0.00 G=0.00	CG Double Symmetrical	

Luminance



**Luminaire**

Code 90575L011

Name VEGA IP /E D100 LIGHT+ 930 MO

**Measurem.**

Code 10/2/2023

Name VEGA IP /E D100 LIGHT+ 930 MO

Luminaire Flux		783 lm		Luminaire Power		8.2 W		Efficacy		94.935 lm/W		Efficiency		65.05%	
Source Flux		1204 lm		Maximum value		418.40 cd/klm		Position		C=0.00 G=0.00		CG		Double Symmetrical	
Luminance cd/m2														Table 1/3	
	C 0.00	C 10.00	C 20.00	C 30.00	C 40.00	C 50.00	C 60.00	C 70.00	C 80.00	C 90.00	C 100.00	C 110.00	C 120.00		
G 0.0	120360	120360	120360	120360	120360	120360	120360	120360	120360	120360	120360	120360	120360	120360	120360
G 5.0	102198	102155	102159	102174	102123	102094	102051	101899	101949	102272	101949	101899	102051	102198	102155
G 10.0	87342	87469	87478	87407	87408	87448	87429	87308	87304	87472	87304	87308	87429	87469	87478
G 15.0	75127	75159	75163	75146	75134	75055	74912	74820	74967	75342	74967	74820	74912	75159	75163
G 20.0	65305	65305	65294	65269	65269	65263	65251	65194	65193	65269	65193	65194	65251	65305	65305
G 25.0	56857	57081	57190	57156	57049	56987	56973	56941	57016	57222	57016	56941	56973	56857	57081
G 30.0	48034	48115	48159	48175	48205	48235	48237	48227	48260	48393	48260	48227	48237	48034	48115
G 35.0	36500	36460	36509	36589	36589	36654	36767	36643	36557	36633	36557	36643	36767	36500	36460
G 40.0	23008	23035	22985	22923	22965	22918	22809	22860	22894	22823	22894	22860	22809	23008	23035
G 45.0	13540	13602	13511	13375	13430	13393	13237	13246	13267	13279	13267	13246	13237	13540	13602
G 50.0	9427	9408	9393	9386	9381	9357	9319	9297	9292	9292	9292	9297	9319	9427	9408
G 55.0	7490	7481	7460	7437	7468	7466	7424	7417	7432	7451	7432	7417	7424	7490	7481
G 60.0	6326	6332	6350	6366	6356	6356	6366	6357	6353	6366	6353	6357	6366	6326	6332
G 65.0	4945	4959	4951	4945	4976	4976	4945	4950	4958	4958	4958	4950	4945	4945	4959
G 70.0	3633	3645	3643	3633	3633	3629	3619	3616	3626	3646	3626	3616	3619	3633	3645
G 75.0	2507	2507	2502	2494	2503	2506	2494	2483	2480	2480	2480	2483	2494	2507	2507
G 80.0	1536	1536	1531	1522	1522	1515	1495	1483	1481	1481	1481	1483	1495	1536	1536
G 85.0	707	707	704	693	684	674	665	659	636	594	636	659	665	707	707
G 90.0	147	147	132	103	113	111	88	88	86	74	86	88	88	147	147

**Luminaire**

Code 90575L011

Name VEGA IP /E D100 LIGHT+ 930 MO

**Measur.**

Code 10/2/2023

Name VEGA IP /E D100 LIGHT+ 930 MO

Luminaire Flux		783 lm		Luminaire Power		8.2 W		Efficacy		94.935 lm/W		Efficiency		65.05%											
Source Flux		1204 lm		Maximum value		418.40 cd/klm		Position		C=0.00 G=0.00		CG		Double Symmetrical											
Luminance cd/m2														Table 2/3											
C 130.00		C 140.00		C 150.00		C 160.00		C 170.00		C 180.00		C 190.00		C 200.00		C 210.00		C 220.00		C 230.00		C 240.00		C 250.00	
G 0.0	120360	120360	120360	120360	120360	120360	120360	120360	120360	120360	120360	120360	120360	120360	120360	120360	120360	120360	120360	120360	120360	120360	120360	120360	120360
G 5.0	102094	102123	102174	102159	102155	102198	102155	102159	102174	102123	102094	102051	101899												
G 10.0	87448	87408	87407	87478	87469	87342	87469	87478	87407	87408	87448	87429	87308												
G 15.0	75055	75134	75146	75163	75159	75127	75159	75163	75146	75134	75055	74912	74820												
G 20.0	65263	65269	65269	65294	65305	65305	65305	65294	65269	65269	65263	65251	65194												
G 25.0	56987	57049	57156	57190	57081	56857	57081	57190	57156	57049	56987	56973	56941												
G 30.0	48235	48205	48175	48159	48115	48034	48115	48159	48175	48205	48235	48237	48227												
G 35.0	36654	36589	36589	36509	36460	36500	36460	36509	36589	36589	36654	36767	36643												
G 40.0	22918	22965	22923	22985	23035	23008	23035	22985	22923	22965	22918	22809	22860												
G 45.0	13393	13430	13375	13511	13602	13540	13602	13511	13375	13430	13393	13237	13246												
G 50.0	9357	9381	9386	9393	9408	9427	9408	9393	9386	9381	9357	9319	9297												
G 55.0	7466	7468	7437	7460	7481	7490	7481	7460	7437	7468	7466	7424	7417												
G 60.0	6356	6356	6366	6350	6332	6326	6332	6350	6366	6356	6356	6366	6357												
G 65.0	4976	4976	4945	4951	4959	4945	4959	4951	4945	4976	4976	4945	4950												
G 70.0	3629	3633	3633	3643	3645	3633	3645	3643	3633	3633	3629	3619	3616												
G 75.0	2506	2503	2494	2502	2507	2507	2507	2502	2494	2503	2506	2494	2483												
G 80.0	1515	1522	1522	1531	1536	1536	1536	1531	1522	1522	1515	1495	1483												
G 85.0	674	684	693	704	707	707	707	704	693	684	674	665	659												
G 90.0	111	113	103	132	147	147	147	132	103	113	111	88	88												

**Luminaire**

Code 90575L011

Name VEGA IP /E D100 LIGHT+ 930 MO

**Measurem.**

Code 10/2/2023

Name VEGA IP /E D100 LIGHT+ 930 MO

Luminaire Flux	783 lm	Luminaire Power	8.2 W	Efficacy	94.935 lm/W	Efficiency	65.05%
Source Flux	1204 lm	Maximum value	418.40 cd/klm	Position	C=0.00 G=0.00	CG Double Symmetrical	

**Luminance cd/m2 Table 3/3**

	C 260.00	C 270.00	C 280.00	C 290.00	C 300.00	C 310.00	C 320.00	C 330.00	C 340.00	C 350.00
G 0.0	120360	120360	120360	120360	120360	120360	120360	120360	120360	120360
G 5.0	101949	102272	101949	101899	102051	102094	102123	102174	102159	102155
G 10.0	87304	87472	87304	87308	87429	87448	87408	87407	87478	87469
G 15.0	74967	75342	74967	74820	74912	75055	75134	75146	75163	75159
G 20.0	65193	65269	65193	65194	65251	65263	65269	65269	65294	65305
G 25.0	57016	57222	57016	56941	56973	56987	57049	57156	57190	57081
G 30.0	48260	48393	48260	48227	48237	48235	48205	48175	48159	48115
G 35.0	36557	36633	36557	36643	36767	36654	36589	36589	36509	36460
G 40.0	22894	22823	22894	22860	22809	22918	22965	22923	22985	23035
G 45.0	13267	13279	13267	13246	13237	13393	13430	13375	13511	13602
G 50.0	9292	9292	9292	9297	9319	9357	9381	9386	9393	9408
G 55.0	7432	7451	7432	7417	7424	7466	7468	7437	7460	7481
G 60.0	6353	6366	6353	6357	6366	6356	6356	6366	6350	6332
G 65.0	4958	4958	4958	4950	4945	4976	4976	4945	4951	4959
G 70.0	3626	3646	3626	3616	3619	3629	3633	3633	3643	3645
G 75.0	2480	2480	2480	2483	2494	2506	2503	2494	2502	2507
G 80.0	1481	1481	1481	1483	1495	1515	1522	1522	1531	1536
G 85.0	636	594	636	659	665	674	684	693	704	707
G 90.0	86	74	86	88	88	111	113	103	132	147