

Luminaire

Code 90585L400

Name ROFY 60 D0400 LIGHT+ 830 HO

Measurem.

Code 4/8/2023

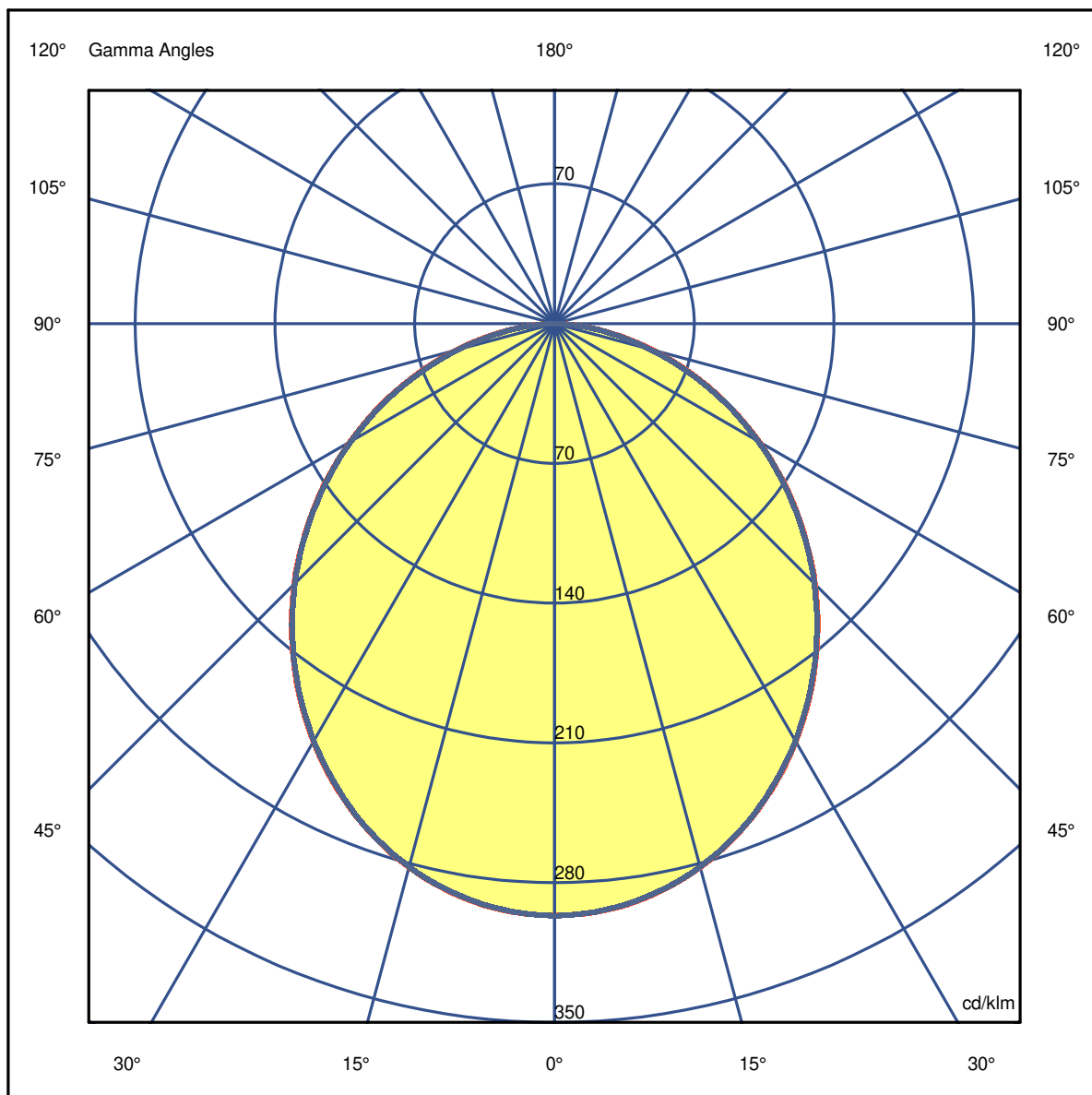
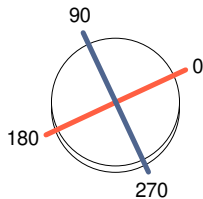
Name ROFY 60 D0400 LIGHT+ 830 HO

Luminaire Flux	3254 lm	Luminaire Power	23.9 W	Efficacy	136.415 lm/W	Efficiency	79.49%
Source Flux	4093 lm	Maximum value	296.50 cd/klm	Position	C=0.00 G=0.00	CG	Double Symmetrical

Diam=400mm

C Halfplanes

180.0 ————— 0.0
270.0 ————— 90.0



Luminaire

Code 90585L400
Name ROFY 60 D0400 LIGHT+ 830 HO

Measurem.

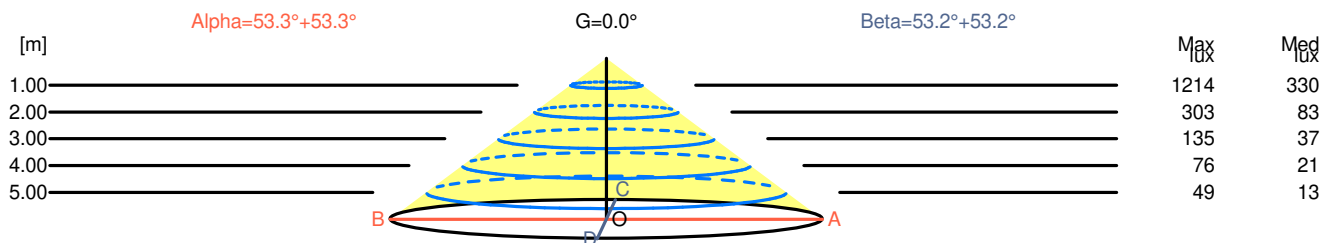
Code 4/8/2023
Name ROFY 60 D0400 LIGHT+ 830 HO

Luminaire Flux	3254 lm	Luminaire Power	23.9 W	Efficacy	136.415 lm/W	Efficiency	79.49%
Source Flux	4093 lm	Maximum value	296.50 cd/klm	Position	C=0.00 G=0.00	CG	Double Symmetrical

Width at 50.00 % of Max Intensity

H[m]	1.00	2.00	3.00	4.00	5.00	H[m]	1.00	2.00	3.00	4.00	5.00
OA	1.34	2.69	4.03	5.38	6.72	OC	1.34	2.67	4.01	5.35	6.68
OB	1.34	2.69	4.03	5.38	6.72	OD	1.34	2.67	4.01	5.35	6.68

	0	5	15	25	35	45	55	65	75	85
OA	1213.57	1206.62	1153.41	1053.95	916.83	755.16	576.70	390.47	207.52	51.16
OB	1213.57	1206.62	1153.41	1053.95	916.83	755.16	576.70	390.47	207.52	51.16
OC	1213.57	1205.39	1152.59	1051.08	915.19	753.11	573.84	387.20	202.60	47.07
OD	1213.57	1205.39	1152.59	1051.08	915.19	753.11	573.84	387.20	202.60	47.07



H[m]	D[m]	Max lux	Med lux	Alpha=53.3°+53.3°	G=0.0
1.00	2.69	1214	330		
2.00	5.38	303	83		
3.00	8.06	135	37		
4.00	10.75	76	21		
5.00	13.44	49	13		

H[m]	D[m]	Max lux	Med lux	Beta=53.2°+53.2°	G=0.0
1.00	2.67	1214	330		
2.00	5.35	303	83		
3.00	8.02	135	37		
4.00	10.69	76	21		
5.00	13.37	49	13		

Luminaire

Code 90585L400

Name ROFY 60 D0400 LIGHT+ 830 HO

Measurem.

Code 4/8/2023

Name ROFY 60 D0400 LIGHT+ 830 HO

Luminaire Flux	3254 lm	Luminaire Power	23.9 W	Efficacy	136.415 lm/W	Efficiency	79.49%
Source Flux	4093 lm	Maximum value	296.50 cd/klm	Position	C=0.00 G=0.00	CG	Double Symmetrical

UGR
S = 0.250

Reflectancies										
Ceiling/Cavity	0.7	0.7	0.5	0.5	0.3	0.7	0.7	0.5	0.5	0.3
Walls	0.5	0.3	0.5	0.3	0.3	0.5	0.3	0.5	0.3	0.3
Working Plane	0.2	0.2	0.2	0.2	0.2	0.2	0.2	0.2	0.2	0.2
Room Dimensions	Lateral View					Viewed Endwise				
x=2H y=2H	19.0	20.3	19.3	20.5	20.7	19.0	20.2	19.2	20.5	20.7
x=2H y=3H	20.2	21.4	20.6	21.7	21.9	20.2	21.4	20.5	21.7	21.9
x=2H y=4H	20.7	21.8	21.0	22.1	22.4	20.6	21.7	21.0	22.0	22.3
x=2H y=6H	21.0	22.0	21.3	22.3	22.6	20.9	21.9	21.3	22.2	22.6
x=2H y=8H	21.0	22.0	21.4	22.3	22.6	20.9	21.9	21.3	22.2	22.6
x=2H y=12H	21.0	22.0	21.4	22.3	22.7	21.0	21.9	21.3	22.2	22.6
x=4H y=2H	19.5	20.7	19.9	20.9	21.2	19.5	20.6	19.9	20.9	21.2
x=4H y=3H	21.0	22.0	21.4	22.3	22.6	21.0	21.9	21.3	22.2	22.6
x=4H y=4H	21.6	22.4	22.0	22.7	23.1	21.5	22.4	21.9	22.7	23.1
x=4H y=6H	21.9	22.7	22.4	23.0	23.4	21.8	22.6	22.3	23.0	23.4
x=4H y=8H	22.0	22.7	22.5	23.1	23.5	21.9	22.6	22.4	23.0	23.4
x=4H y=12H	22.1	22.7	22.5	23.1	23.5	22.0	22.6	22.4	23.0	23.4
x=8H y=4H	21.8	22.4	22.2	22.8	23.2	21.7	22.4	22.2	22.8	23.2
x=8H y=6H	22.2	22.8	22.7	23.2	23.7	22.2	22.7	22.6	23.1	23.6
x=8H y=8H	22.4	22.9	22.9	23.3	23.8	22.3	22.8	22.8	23.2	23.7
x=8H y=12H	22.5	22.9	22.9	23.4	23.9	22.4	22.8	22.8	23.2	23.8
x=12H y=4H	21.8	22.4	22.2	22.8	23.2	21.7	22.3	22.2	22.7	23.2
x=12H y=6H	22.3	22.7	22.7	23.2	23.7	22.2	22.7	22.7	23.1	23.6
x=12H y=8H	22.4	22.8	22.9	23.3	23.8	22.3	22.8	22.8	23.2	23.7

Luminaire

Code 90585L400

Name ROFY 60 D0400 LIGHT+ 830 HO

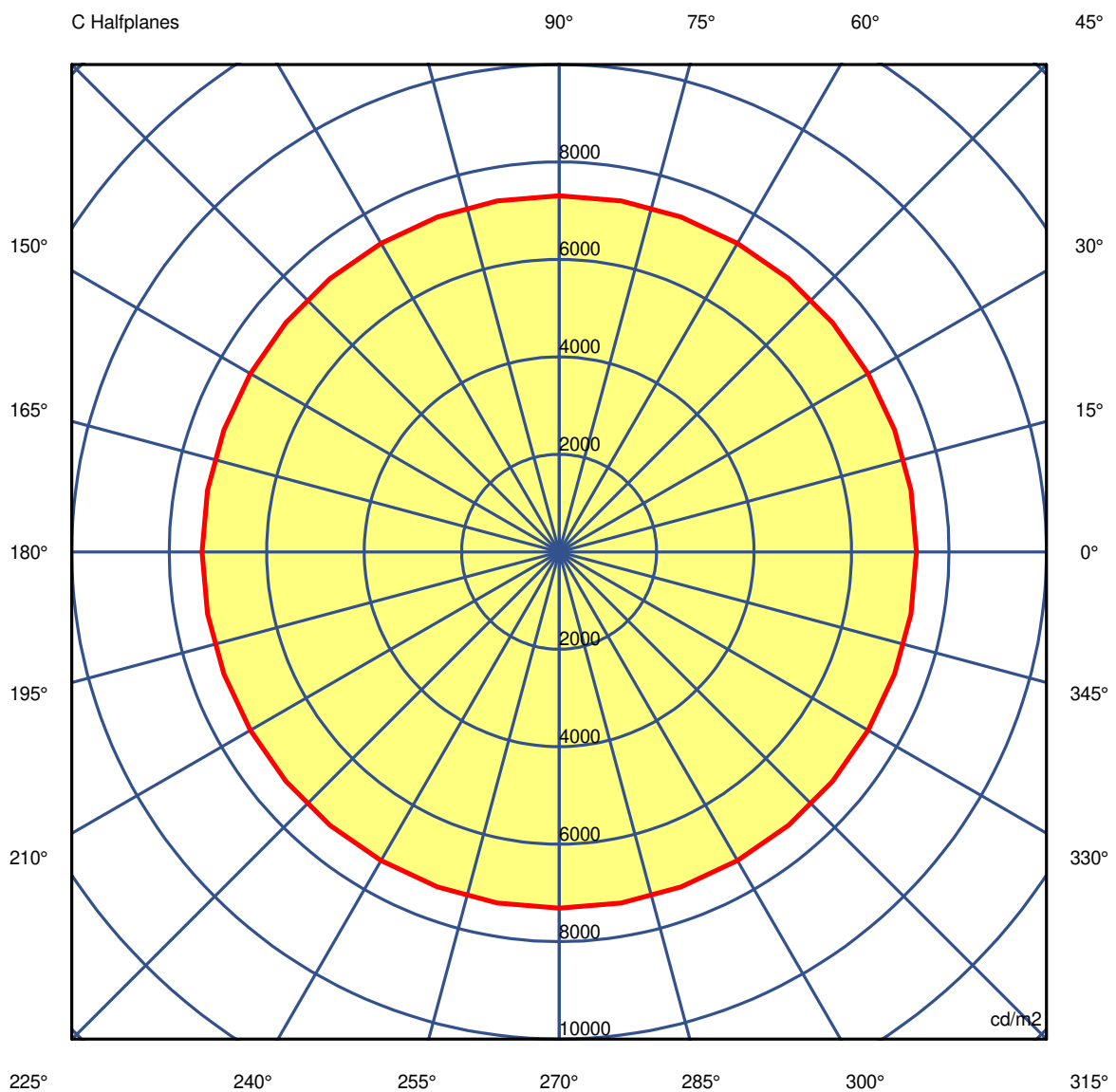
Measurem.

Code 4/8/2023

Name ROFY 60 D0400 LIGHT+ 830 HO

Luminaire Flux	3254 lm	Luminaire Power	23.9 W	Efficacy	136.415 lm/W	Efficiency	79.49%
Source Flux	4093 lm	Maximum value	296.50 cd/klm	Position	C=0.00 G=0.00	CG Double Symmetrical	

Luminance



45.0°

Luminaire

Code 90585L400

Name ROFY 60 D0400 LIGHT+ 830 HO

Measurement

Code 4/8/2023

Name ROFY 60 D0400 LIGHT+ 830 HO

Luminaire Flux		3254 lm		Luminaire Power		23.9 W		Efficacy		136.415 lm/W		Efficiency		79.49%												
Source Flux		4093 lm		Maximum value		296.50 cd/klm		Position		C=0.00 G=0.00		CG		Double Symmetrical												
Luminance cd/m2														Table 1/3												
	C	0.00	C	10.00	C	20.00	C	30.00	C	40.00	C	50.00	C	60.00	C	70.00	C	80.00	C	90.00	C	100.00	C	110.00	C	120.00
G	0.0	10701	10701	10701	10701	10701	10701	10701	10701	10701	10701	10701	10701	10701	10701	10701	10701	10701	10701	10701	10701	10701	10701	10701	10701	10701
G	5.0	10420	10420	10420	10420	10423	10423	10420	10423	10421	10410	10421	10421	10423	10420	10423	10420	10423	10421	10410	10421	10423	10420	10423	10420	10420
G	10.0	10116	10119	10117	10112	10114	10118	10119	10118	10112	10102	10112	10118	10119	10112	10118	10119	10112	10102	10112	10118	10119	10112	10118	10119	10119
G	15.0	9782	9785	9786	9786	9783	9783	9786	9784	9780	9775	9780	9784	9786	9783	9786	9780	9775	9780	9775	9780	9784	9786	9783	9786	9786
G	20.0	9427	9431	9428	9423	9426	9426	9423	9427	9424	9413	9424	9427	9423	9427	9424	9413	9424	9413	9424	9427	9423	9427	9423	9427	9423
G	25.0	9052	9049	9047	9045	9045	9045	9045	9043	9037	9027	9037	9037	9037	9037	9037	9037	9037	9037	9037	9037	9037	9037	9037	9037	9045
G	30.0	8650	8648	8644	8643	8648	8649	8643	8643	8642	8639	8642	8639	8642	8643	8643	8643	8642	8639	8642	8639	8642	8643	8643	8643	8643
G	35.0	8228	8225	8224	8224	8224	8223	8221	8218	8216	8213	8216	8213	8216	8213	8216	8213	8216	8213	8216	8213	8216	8213	8216	8213	8221
G	40.0	7787	7787	7785	7780	7782	7783	7780	7780	7777	7768	7777	7768	7777	7768	7777	7768	7777	7768	7777	7768	7777	7768	7777	7768	7780
G	45.0	7329	7327	7322	7317	7321	7319	7313	7316	7316	7309	7316	7316	7309	7316	7316	7309	7316	7316	7309	7316	7316	7309	7316	7316	7313
G	50.0	6837	6833	6833	6833	6827	6824	6824	6819	6813	6808	6813	6808	6813	6808	6813	6808	6813	6808	6813	6808	6813	6808	6813	6808	6824
G	55.0	6302	6299	6296	6293	6290	6289	6289	6287	6281	6271	6281	6271	6281	6271	6281	6271	6281	6271	6281	6271	6281	6271	6281	6271	6289
G	60.0	5728	5721	5717	5713	5707	5702	5699	5692	5687	5684	5687	5684	5687	5684	5687	5684	5687	5684	5687	5684	5687	5684	5687	5684	5699
G	65.0	5058	5053	5052	5052	5046	5038	5031	5028	5023	5015	5023	5015	5023	5015	5023	5015	5023	5015	5023	5015	5023	5015	5023	5015	5031
G	70.0	4316	4302	4296	4292	4276	4262	4256	4253	4247	4239	4247	4239	4247	4239	4247	4239	4247	4239	4247	4239	4247	4239	4247	4239	4256
G	75.0	3427	3427	3422	3407	3389	3369	3353	3353	3350	3346	3346	3350	3346	3350	3346	3350	3346	3350	3346	3350	3346	3350	3346	3350	3353
G	80.0	2416	2412	2401	2384	2371	2344	2313	2313	2310	2297	2310	2313	2310	2297	2310	2313	2310	2297	2310	2313	2310	2297	2310	2313	2313
G	85.0	1216	1228	1216	1187	1174	1158	1139	1131	1126	1119	1126	1131	1126	1119	1126	1131	1126	1119	1126	1131	1126	1131	1126	1131	1139
G	90.0	152	142	139	139	139	139	139	139	139	139	139	139	139	139	139	139	139	139	139	139	139	139	139	139	139

Luminaire

Code 90585L400

Name ROFY 60 D0400 LIGHT+ 830 HO

Measurement

Code 4/8/2023

Name ROFY 60 D0400 LIGHT+ 830 HO

Luminaire Flux	3254 lm		Luminaire Power		23.9 W		Efficacy		136.415 lm/W		Efficiency		79.49%	
Source Flux	4093 lm		Maximum value		296.50 cd/klm		Position		C=0.00 G=0.00		CG		Double Symmetrical	
Luminance cd/m2 Table 2/3														
	C 130.00	C 140.00	C 150.00	C 160.00	C 170.00	C 180.00	C 190.00	C 200.00	C 210.00	C 220.00	C 230.00	C 240.00	C 250.00	
G 0.0	10701	10701	10701	10701	10701	10701	10701	10701	10701	10701	10701	10701	10701	
G 5.0	10423	10423	10420	10420	10420	10420	10420	10420	10420	10423	10423	10420	10423	
G 10.0	10118	10114	10112	10117	10119	10116	10119	10117	10112	10114	10118	10119	10118	
G 15.0	9783	9783	9786	9786	9785	9782	9785	9786	9786	9783	9783	9786	9784	
G 20.0	9426	9426	9423	9428	9431	9427	9431	9428	9423	9426	9426	9423	9427	
G 25.0	9045	9045	9045	9047	9049	9052	9049	9047	9045	9045	9045	9045	9043	
G 30.0	8649	8648	8643	8644	8648	8650	8648	8644	8643	8648	8649	8643	8643	
G 35.0	8223	8224	8224	8224	8225	8228	8225	8224	8224	8224	8223	8221	8218	
G 40.0	7783	7782	7780	7785	7787	7787	7787	7785	7780	7782	7783	7780	7780	
G 45.0	7319	7321	7317	7322	7327	7329	7327	7322	7317	7321	7319	7313	7316	
G 50.0	6824	6827	6833	6833	6837	6833	6833	6833	6833	6827	6824	6824	6819	
G 55.0	6289	6290	6293	6296	6299	6302	6299	6296	6293	6290	6289	6289	6287	
G 60.0	5702	5707	5713	5717	5721	5728	5721	5717	5713	5707	5702	5699	5692	
G 65.0	5038	5046	5052	5052	5053	5058	5053	5052	5052	5046	5038	5031	5028	
G 70.0	4262	4276	4292	4296	4302	4316	4302	4296	4292	4276	4262	4256	4253	
G 75.0	3369	3389	3407	3422	3427	3427	3427	3422	3407	3389	3369	3353	3353	
G 80.0	2344	2371	2384	2401	2412	2416	2412	2401	2384	2371	2344	2313	2313	
G 85.0	1158	1174	1187	1216	1228	1216	1228	1216	1187	1174	1158	1139	1131	
G 90.0	139	139	139	139	142	152	142	139	139	139	139	139	139	

Luminaire

Code 90585L400

Name ROFY 60 D0400 LIGHT+ 830 HO

Measurem.

Code 4/8/2023

Name ROFY 60 D0400 LIGHT+ 830 HO

Luminaire Flux	3254 lm	Luminaire Power	23.9 W	Efficacy	136.415 lm/W	Efficiency	79.49%
Source Flux	4093 lm	Maximum value	296.50 cd/klm	Position	C=0.00 G=0.00	CG	Double Symmetrical

Luminance cd/m2 Table 3/3

	C 260.00	C 270.00	C 280.00	C 290.00	C 300.00	C 310.00	C 320.00	C 330.00	C 340.00	C 350.00
G 0.0	10701	10701	10701	10701	10701	10701	10701	10701	10701	10701
G 5.0	10421	10410	10421	10423	10420	10423	10423	10420	10420	10420
G 10.0	10112	10102	10112	10118	10119	10118	10114	10112	10117	10119
G 15.0	9780	9775	9780	9784	9786	9783	9783	9786	9786	9785
G 20.0	9424	9413	9424	9427	9423	9426	9426	9423	9428	9431
G 25.0	9037	9027	9037	9043	9045	9045	9045	9045	9047	9049
G 30.0	8642	8639	8642	8643	8643	8649	8648	8643	8644	8648
G 35.0	8216	8213	8216	8218	8221	8223	8224	8224	8224	8225
G 40.0	7777	7768	7777	7780	7780	7783	7782	7780	7785	7787
G 45.0	7316	7309	7316	7316	7313	7319	7321	7317	7322	7327
G 50.0	6813	6808	6813	6819	6824	6824	6827	6833	6833	6833
G 55.0	6281	6271	6281	6287	6289	6289	6290	6293	6296	6299
G 60.0	5687	5684	5687	5692	5699	5702	5707	5713	5717	5721
G 65.0	5023	5015	5023	5028	5031	5038	5046	5052	5052	5053
G 70.0	4247	4239	4247	4253	4256	4262	4276	4292	4296	4302
G 75.0	3350	3346	3350	3353	3353	3369	3389	3407	3422	3427
G 80.0	2310	2297	2310	2313	2313	2344	2371	2384	2401	2412
G 85.0	1126	1119	1126	1131	1139	1158	1174	1187	1216	1228
G 90.0	139	139	139	139	139	139	139	139	139	142