

Luminaire

Code 90589L600
Name ROFY 60 D/I D0600 LIGHT+ K3 840 HO

Measurem.

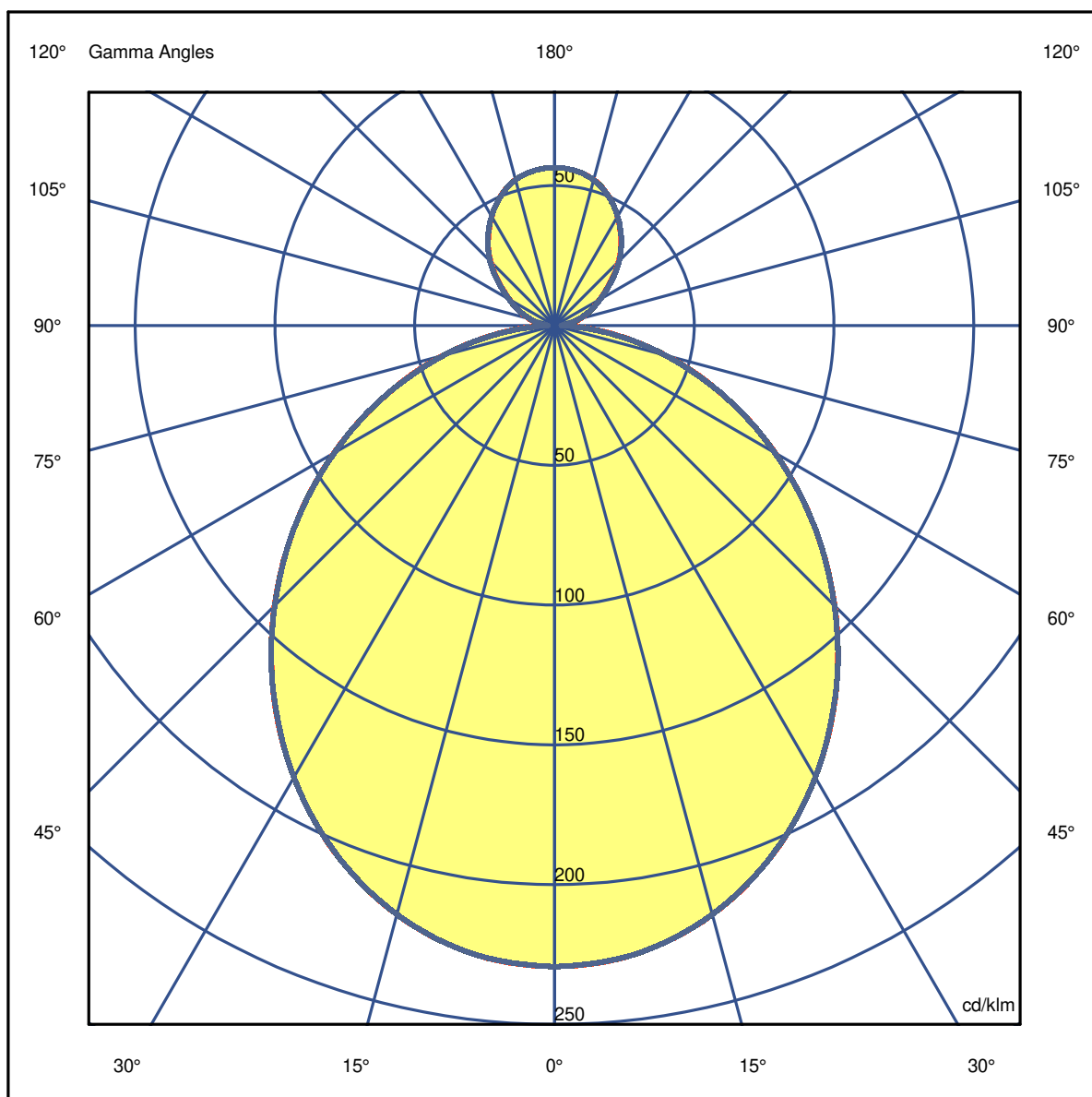
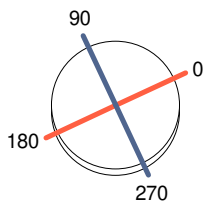
Code 26/7/2023
Name ROFY 60 D/I D0600 LIGHT+ K3 840 HO

Luminaire Flux	7945 lm	Luminaire Power	56.3 W	Efficacy	141.136 lm/W	Efficiency	76.33%
Source Flux	10408 lm	Maximum value	229.30 cd/klm	Position	C=0.00 G=0.00	CG	Double Symmetrical

Diam=600mm

C Halfplanes

180.0 ——— 0.0
270.0 ——— 90.0



Luminaire

Code 90589L600
Name ROFY 60 D/I D0600 LIGHT+ K3 840 HO

Measurem.

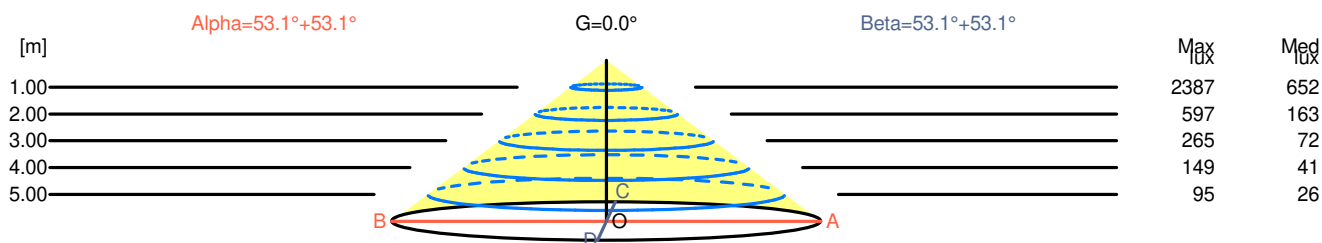
Code 26/7/2023
Name ROFY 60 D/I D0600 LIGHT+ K3 840 HO

Luminaire Flux	7945 lm	Luminaire Power	56.3 W	Efficacy	141.136 lm/W	Efficiency	76.33%
Source Flux	10408 lm	Maximum value	229.30 cd/klm	Position	C=0.00 G=0.00	CG	Double Symmetrical

Width at 50.00 % of Max Intensity

H[m]	1.00	2.00	3.00	4.00	5.00	H[m]	1.00	2.00	3.00	4.00	5.00
OA	1.33	2.67	4.00	5.33	6.67	OC	1.33	2.67	4.00	5.33	6.66
OB	1.33	2.67	4.00	5.33	6.67	OD	1.33	2.67	4.00	5.33	6.66

	0	5	15	25	35	45	55	65	75	85
OA	2386.55	2374.06	2269.98	2071.19	1798.50	1475.85	1127.19	770.19	427.77	129.06
OB	2386.55	2374.06	2269.98	2071.19	1798.50	1475.85	1127.19	770.19	427.77	129.06
OC	2386.55	2373.02	2268.94	2070.15	1796.42	1473.77	1126.15	771.23	425.69	114.49
OD	2386.55	2373.02	2268.94	2070.15	1796.42	1473.77	1126.15	771.23	425.69	114.49



H[m]	D[m]	Max lux	Med lux	Alpha=53.1°+53.1°	G=0.0
1.00	2.67	2387	652		
2.00	5.33	597	163		
3.00	8.00	265	72		
4.00	10.67	149	41		
5.00	13.33	95	26		

H[m]	D[m]	Max lux	Med lux	Beta=53.1°+53.1°	G=0.0
1.00	2.67	2387	652		
2.00	5.33	597	163		
3.00	8.00	265	72		
4.00	10.66	149	41		
5.00	13.33	95	26		

Luminaire

Code 90589L600

Name ROFY 60 D/I D0600 LIGHT+ K3 840 HO

Measurem.

Code 26/7/2023

Name ROFY 60 D/I D0600 LIGHT+ K3 840 HO

Luminaire Flux	7945 lm	Luminaire Power	56.3 W	Efficacy	141.136 lm/W	Efficiency	76.33%
Source Flux	10408 lm	Maximum value	229.30 cd/klm	Position	C=0.00 G=0.00	CG	Double Symmetrical

UGR
S = 0.250

Reflectancies										
Ceiling/Cavity	0.7	0.7	0.5	0.5	0.3	0.7	0.7	0.5	0.5	0.3
Walls	0.5	0.3	0.5	0.3	0.3	0.5	0.3	0.5	0.3	0.3
Working Plane	0.2	0.2	0.2	0.2	0.2	0.2	0.2	0.2	0.2	0.2
Room Dimensions	Lateral View					Viewed Endwise				
x=2H y=2H	17.5	18.6	18.1	19.1	19.7	17.5	18.6	18.1	19.1	19.7
x=2H y=3H	18.9	19.8	19.4	20.4	21.0	18.9	19.8	19.4	20.4	21.1
x=2H y=4H	19.3	20.3	20.0	20.9	21.5	19.4	20.3	20.0	20.9	21.5
x=2H y=6H	19.7	20.5	20.3	21.1	21.8	19.7	20.5	20.3	21.1	21.8
x=2H y=8H	19.8	20.6	20.4	21.2	21.9	19.8	20.6	20.4	21.2	21.9
x=2H y=12H	19.8	20.6	20.4	21.2	21.9	19.8	20.5	20.4	21.2	21.9
x=4H y=2H	18.1	19.0	18.7	19.6	20.2	18.1	19.0	18.7	19.6	20.2
x=4H y=3H	19.6	20.3	20.2	20.9	21.6	19.6	20.3	20.2	20.9	21.6
x=4H y=4H	20.2	20.9	20.8	21.5	22.2	20.2	20.9	20.8	21.5	22.2
x=4H y=6H	20.6	21.2	21.3	21.9	22.7	20.6	21.2	21.3	21.9	22.6
x=4H y=8H	20.7	21.3	21.4	22.0	22.8	20.7	21.2	21.4	21.9	22.7
x=4H y=12H	20.8	21.3	21.5	22.0	22.8	20.8	21.3	21.5	22.0	22.8
x=8H y=4H	20.4	20.9	21.1	21.6	22.4	20.4	20.9	21.1	21.6	22.4
x=8H y=6H	20.9	21.3	21.6	22.1	22.9	20.9	21.3	21.6	22.0	22.9
x=8H y=8H	21.1	21.5	21.8	22.2	23.0	21.1	21.5	21.8	22.2	23.0
x=8H y=12H	21.2	21.5	22.0	22.3	23.2	21.2	21.5	21.9	22.2	23.1
x=12H y=4H	20.4	20.8	21.1	21.5	22.3	20.4	20.8	21.1	21.5	22.3
x=12H y=6H	20.9	21.3	21.7	22.0	22.9	20.9	21.3	21.6	22.0	22.9
x=12H y=8H	21.1	21.5	21.9	22.2	23.1	21.1	21.4	21.9	22.2	23.1

Luminaire

Code 90589L600

Name ROFY 60 D/I D0600 LIGHT+ K3 840 HO

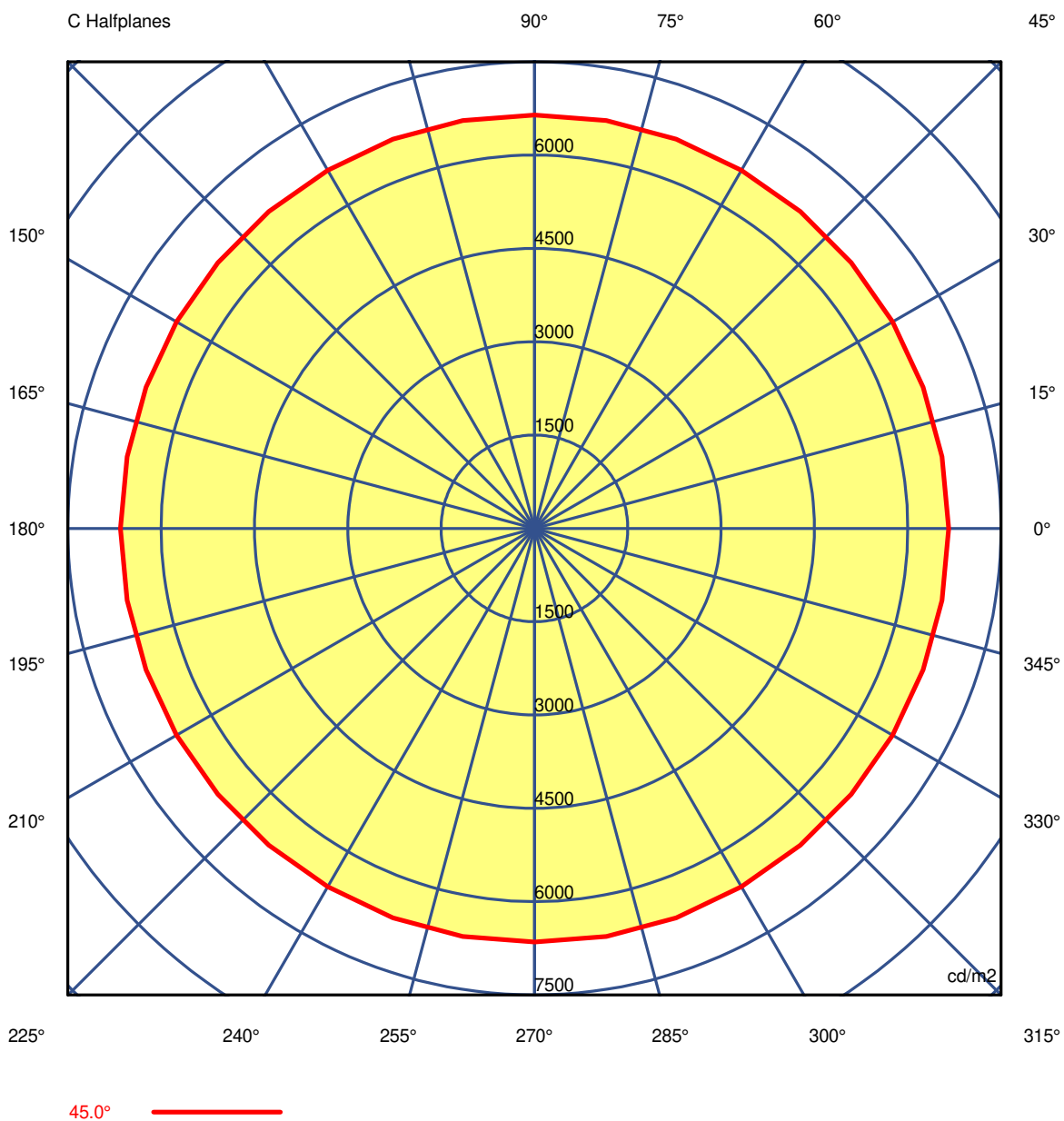
Measurem.

Code 26/7/2023

Name ROFY 60 D/I D0600 LIGHT+ K3 840 HO

Luminaire Flux	7945 lm	Luminaire Power	56.3 W	Efficacy	141.136 lm/W	Efficiency	76.33%
Source Flux	10408 lm	Maximum value	229.30 cd/klm	Position	C=0.00 G=0.00	CG Double Symmetrical	

Luminance



Luminaire

Code 90589L600

Name ROFY 60 D/I D0600 LIGHT+ K3 840 HO

Measurem.

Code 26/7/2023

Name ROFY 60 D/I D0600 LIGHT+ K3 840 HO

Luminaire Flux		7945 lm		Luminaire Power		56.3 W		Efficacy		141.136 lm/W		Efficiency		76.33%	
Source Flux		10408 lm		Maximum value		229.30 cd/klm		Position		C=0.00 G=0.00		CG		Double Symmetrical	
Luminance cd/m2														Table 1/3	
		C 0.00	C 10.00	C 20.00	C 30.00	C 40.00	C 50.00	C 60.00	C 70.00	C 80.00	C 90.00	C 100.00	C 110.00	C 120.00	
G 0.0	9033	9033	9033	9033	9033	9033	9033	9033	9033	9033	9033	9033	9033	9033	9033
G 5.0	8875	8872	8872	8872	8875	8875	8875	8875	8875	8874	8871	8874	8875	8875	8875
G 10.0	8686	8684	8682	8683	8685	8686	8686	8686	8689	8690	8686	8690	8689	8686	8686
G 15.0	8471	8468	8468	8468	8471	8472	8470	8467	8470	8471	8467	8471	8470	8467	8467
G 20.0	8224	8224	8224	8224	8224	8224	8223	8220	8222	8224	8224	8224	8222	8222	8220
G 25.0	7957	7951	7948	7949	7953	7952	7949	7949	7955	7958	7953	7958	7955	7949	7949
G 30.0	7662	7659	7658	7658	7658	7658	7658	7658	7661	7662	7662	7662	7661	7658	7658
G 35.0	7350	7343	7340	7341	7345	7344	7341	7344	7344	7345	7341	7345	7344	7341	7341
G 40.0	7007	7000	6999	7003	7003	7003	7003	7006	7009	7009	7012	7009	7006	7003	7003
G 45.0	6657	6651	6645	6643	6647	6648	6648	6659	6661	6661	6648	6661	6659	6648	6648
G 50.0	6277	6259	6261	6272	6266	6262	6267	6271	6274	6274	6277	6274	6271	6267	6267
G 55.0	5873	5861	5854	5851	5850	5855	5862	5862	5863	5863	5868	5863	5862	5862	5862
G 60.0	5424	5416	5410	5406	5402	5400	5406	5420	5425	5425	5418	5425	5420	5406	5406
G 65.0	4926	4918	4908	4900	4899	4901	4906	4915	4924	4924	4933	4924	4915	4906	4906
G 70.0	4363	4340	4328	4325	4319	4319	4325	4330	4337	4337	4348	4337	4330	4325	4325
G 75.0	3688	3661	3647	3643	3630	3624	3634	3653	3666	3666	3670	3666	3653	3634	3634
G 80.0	2844	2839	2822	2800	2785	2768	2755	2768	2786	2786	2800	2786	2768	2755	2755
G 85.0	1789	1748	1717	1688	1642	1591	1558	1564	1579	1579	1587	1579	1564	1558	1558
G 90.0	802	788	775	760	735	698	654	610	575	575	549	575	610	654	654

Luminaire

Code 90589L600

Name ROFY 60 D/I D0600 LIGHT+ K3 840 HO

Measurem.

Code 26/7/2023

Name ROFY 60 D/I D0600 LIGHT+ K3 840 HO

Luminaire Flux	7945 lm		Luminaire Power		56.3 W		Efficacy		141.136 lm/W		Efficiency		76.33%	
Source Flux	10408 lm		Maximum value		229.30 cd/klm		Position		C=0.00 G=0.00		CG		Double Symmetrical	
Luminance cd/m2														
Table 2/3														
	C 130.00	C 140.00	C 150.00	C 160.00	C 170.00	C 180.00	C 190.00	C 200.00	C 210.00	C 220.00	C 230.00	C 240.00	C 250.00	
G 0.0	9033	9033	9033	9033	9033	9033	9033	9033	9033	9033	9033	9033	9033	9033
G 5.0	8875	8875	8875	8872	8872	8875	8872	8872	8875	8875	8875	8875	8875	8875
G 10.0	8686	8685	8683	8682	8684	8686	8684	8682	8683	8685	8686	8686	8689	8689
G 15.0	8470	8472	8471	8468	8468	8471	8468	8468	8471	8472	8470	8467	8470	8470
G 20.0	8223	8224	8224	8224	8224	8224	8224	8224	8224	8224	8223	8220	8222	8222
G 25.0	7952	7953	7949	7948	7951	7957	7951	7948	7949	7953	7952	7949	7955	7955
G 30.0	7658	7658	7658	7658	7659	7662	7659	7658	7658	7658	7658	7658	7661	7661
G 35.0	7344	7345	7341	7340	7343	7350	7343	7340	7341	7345	7344	7341	7344	7344
G 40.0	7003	7003	7003	6999	7000	7007	7000	6999	7003	7003	7003	7003	7003	7003
G 45.0	6648	6647	6643	6645	6651	6657	6651	6645	6643	6647	6648	6648	6659	6659
G 50.0	6262	6266	6272	6261	6259	6277	6259	6261	6272	6266	6262	6267	6271	6271
G 55.0	5855	5850	5851	5854	5861	5873	5861	5854	5851	5850	5855	5862	5862	5862
G 60.0	5400	5402	5406	5410	5416	5424	5416	5410	5406	5402	5400	5406	5420	5420
G 65.0	4901	4899	4900	4908	4918	4926	4918	4908	4900	4899	4901	4906	4915	4915
G 70.0	4319	4319	4325	4328	4340	4363	4340	4328	4325	4319	4319	4325	4330	4330
G 75.0	3624	3630	3643	3647	3661	3688	3661	3647	3643	3630	3624	3634	3653	3653
G 80.0	2768	2785	2800	2822	2839	2844	2839	2822	2800	2785	2768	2755	2768	2768
G 85.0	1591	1642	1688	1717	1748	1789	1748	1717	1688	1642	1591	1558	1564	1564
G 90.0	698	735	760	775	788	802	788	775	760	735	698	654	610	610

Luminaire

Code 90589L600

Name ROFY 60 D/I D0600 LIGHT+ K3 840 HO

Measurem.

Code 26/7/2023

Name ROFY 60 D/I D0600 LIGHT+ K3 840 HO

Luminaire Flux	7945 lm	Luminaire Power	56.3 W	Efficacy	141.136 lm/W	Efficiency	76.33%
Source Flux	10408 lm	Maximum value	229.30 cd/klm	Position	C=0.00 G=0.00	CG	Double Symmetrical

Luminance cd/m2 Table 3/3

	C 260.00	C 270.00	C 280.00	C 290.00	C 300.00	C 310.00	C 320.00	C 330.00	C 340.00	C 350.00
G 0.0	9033	9033	9033	9033	9033	9033	9033	9033	9033	9033
G 5.0	8874	8871	8874	8875	8875	8875	8875	8875	8872	8872
G 10.0	8690	8686	8690	8689	8686	8686	8685	8683	8682	8684
G 15.0	8471	8467	8471	8470	8467	8470	8472	8471	8468	8468
G 20.0	8224	8224	8224	8222	8220	8223	8224	8224	8224	8224
G 25.0	7958	7953	7958	7955	7949	7952	7953	7949	7948	7951
G 30.0	7662	7662	7662	7661	7658	7658	7658	7658	7658	7659
G 35.0	7345	7341	7345	7344	7341	7344	7345	7341	7340	7343
G 40.0	7009	7012	7009	7006	7003	7003	7003	7003	6999	7000
G 45.0	6661	6648	6661	6659	6648	6648	6647	6643	6645	6651
G 50.0	6274	6277	6274	6271	6267	6262	6266	6272	6261	6259
G 55.0	5863	5868	5863	5862	5862	5855	5850	5851	5854	5861
G 60.0	5425	5418	5425	5420	5406	5400	5402	5406	5410	5416
G 65.0	4924	4933	4924	4915	4906	4901	4899	4900	4908	4918
G 70.0	4337	4348	4337	4330	4325	4319	4319	4325	4328	4340
G 75.0	3666	3670	3666	3653	3634	3624	3630	3643	3647	3661
G 80.0	2786	2800	2786	2768	2755	2768	2785	2800	2822	2839
G 85.0	1579	1587	1579	1564	1558	1591	1642	1688	1717	1748
G 90.0	575	549	575	610	654	698	735	760	775	788