

**Luminaire**

Code 90619L900

Name ROFY 85 D0900 LIGHT+ K3 830 HO

**Measurem.**

Code 4/8/2023

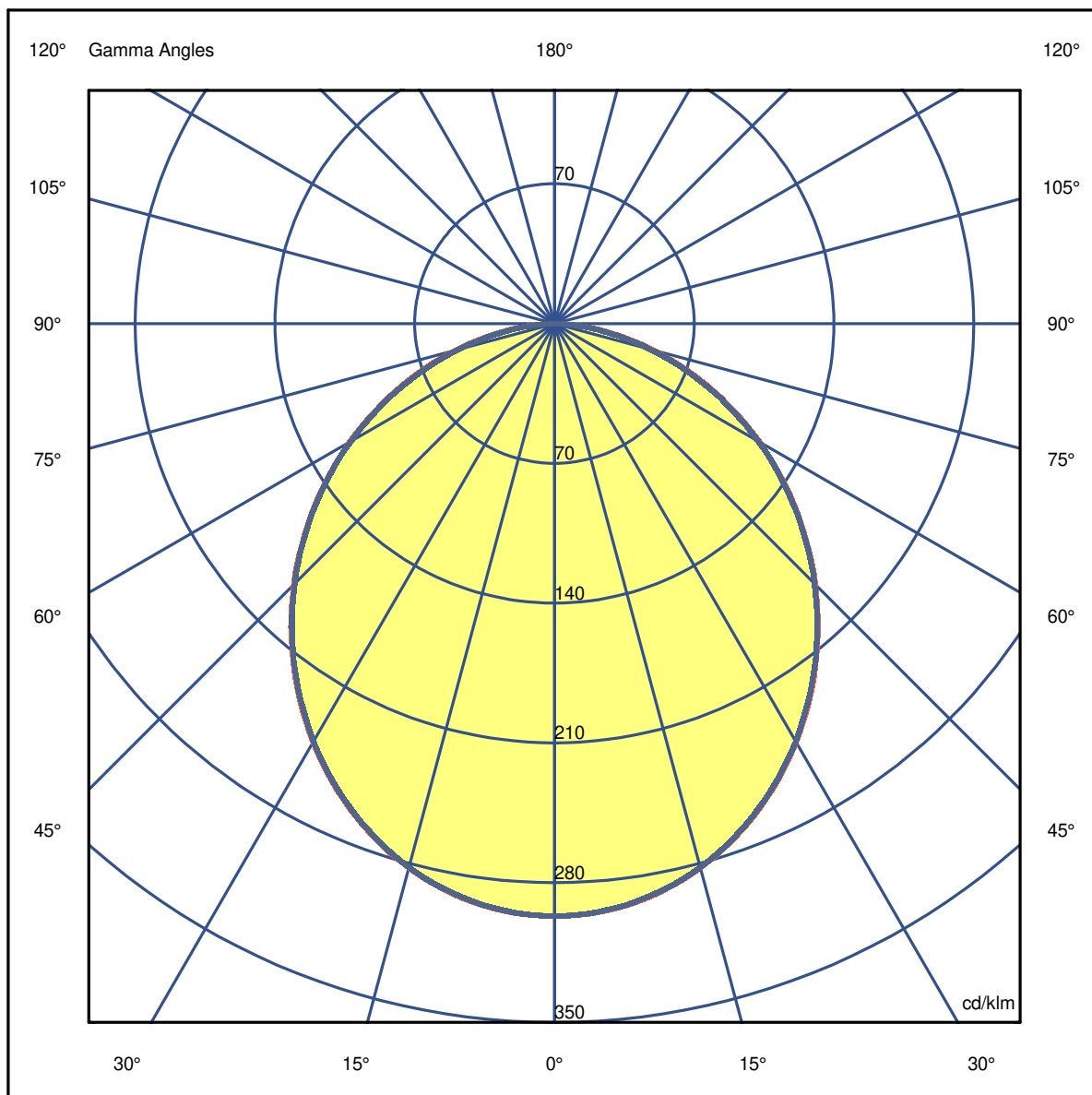
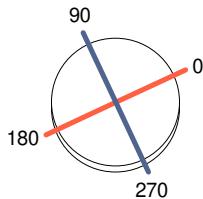
Name ROFY 85 D0900 LIGHT+ K3 830 HO

Luminaire Flux	9335 lm	Luminaire Power	64.9 W	Efficacy	143.796 lm/W	Efficiency	79.57%
Source Flux	11732 lm	Maximum value	296.80 cd/klm	Position	C=0.00 G=0.00	CG	Double Symmetrical

Diam=900mm

C Halfplanes

180.0 ————— 0.0  
270.0 ————— 90.0



## Luminaire

**Luminaire**  
Code 90619L900  
Name ROFY 85 D0900 LIGHT+ K3 830 HO

**Measurem.**  
Code 4/8/2023  
Name ROFY 85 D0900 LIGHT+ K3 830 HO

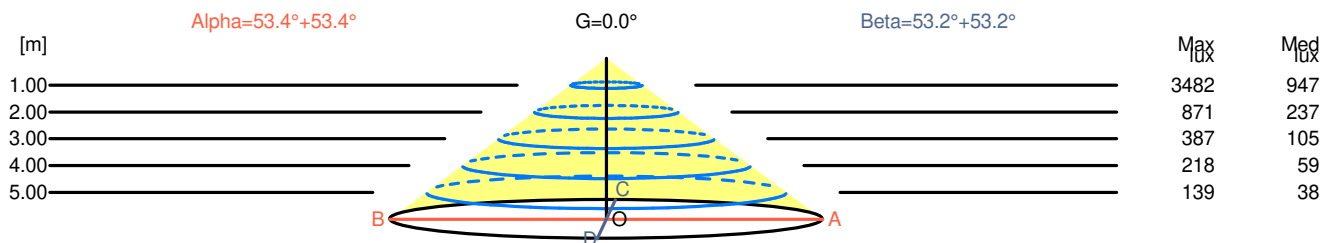
Luminaire Flux	9335 lm	Luminaire Power	64.9 W	Efficacy	143.796 lm/W	Efficiency	79.57%
Source Flux	11732 lm	Maximum value	296.80 cd/klm	Position	C=0.00 G=0.00	CG	Double Symmetrical


Width at 50.00 % of Max Intensity


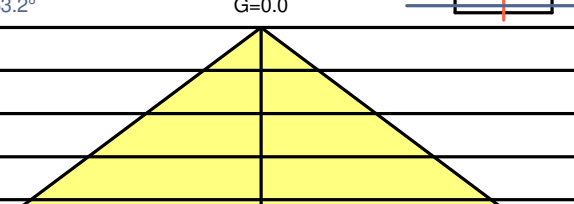
H[m]	1.00	2.00	3.00	4.00	5.00	H[m]	1.00	2.00	3.00	4.00	5.00
OA	1.34	2.69	4.03	5.38	6.72	OC	1.34	2.67	4.01	5.35	6.68
OB	1.34	2.69	4.03	5.38	6.72	OD	1.34	2.67	4.01	5.35	6.68

Luminous Intensities [ cd/klm]

	0	5	15	25	35	45	55	65	75	85
OA	3482.06	3462.11	3308.42	3023.34	2630.31	2166.90	1654.21	1120.41	595.99	146.65
OB	3482.06	3462.11	3308.42	3023.34	2630.31	2166.90	1654.21	1120.41	595.99	146.65
OC	3482.06	3458.59	3306.08	3016.30	2625.62	2159.86	1647.17	1111.02	580.73	134.92
OD	3482.06	3458.59	3306.08	3016.30	2625.62	2159.86	1647.17	1111.02	580.73	134.92



H[m]	D[m]	Max lux	Med lux	Alpha=53.4°+53.4°	G=0.0	
1.00	2.69	3482	947			
2.00	5.38	871	237			
3.00	8.07	387	105			
4.00	10.76	218	59			
5.00	13.44	139	38			

H[m]	D[m]	Max lux	Med lux	Beta=53.2°+53.2°	G=0.0	
1.00	2.67	3482	947			
2.00	5.35	871	237			
3.00	8.02	387	105			
4.00	10.69	218	59			
5.00	13.36	139	38			

**Luminaire**

Code 90619L900

Name ROFY 85 D0900 LIGHT+ K3 830 HO

**Measurem.**

Code 4/8/2023

Name ROFY 85 D0900 LIGHT+ K3 830 HO

Luminaire Flux	9335 lm	Luminaire Power	64.9 W	Efficacy	143.796 lm/W	Efficiency	79.57%
Source Flux	11732 lm	Maximum value	296.80 cd/klm	Position	C=0.00 G=0.00	CG	Double Symmetrical

**UGR**  
S = 0.250

Reflectancies										
Ceiling/Cavity	0.7	0.7	0.5	0.5	0.3	0.7	0.7	0.5	0.5	0.3
Walls	0.5	0.3	0.5	0.3	0.3	0.5	0.3	0.5	0.3	0.3
Working Plane	0.2	0.2	0.2	0.2	0.2	0.2	0.2	0.2	0.2	0.2
Room Dimensions	Lateral View					Viewed Endwise				
x=2H y=2H	17.4	18.7	17.7	19.0	19.2	17.4	18.7	17.7	19.0	19.2
x=2H y=3H	18.8	20.0	19.1	20.3	20.5	18.8	20.0	19.1	20.2	20.5
x=2H y=4H	19.3	20.4	19.7	20.7	21.0	19.3	20.4	19.6	20.7	20.9
x=2H y=6H	19.7	20.7	20.0	21.0	21.3	19.6	20.6	19.9	20.9	21.2
x=2H y=8H	19.7	20.7	20.1	21.1	21.4	19.7	20.6	20.0	21.0	21.3
x=2H y=12H	19.8	20.7	20.1	21.0	21.4	19.7	20.6	20.1	21.0	21.3
x=4H y=2H	18.0	19.1	18.4	19.4	19.7	18.0	19.1	18.4	19.4	19.7
x=4H y=3H	19.6	20.6	20.0	20.9	21.2	19.6	20.5	19.9	20.8	21.2
x=4H y=4H	20.2	21.1	20.6	21.4	21.8	20.2	21.0	20.6	21.4	21.7
x=4H y=6H	20.7	21.4	21.1	21.8	22.2	20.6	21.3	21.0	21.7	22.1
x=4H y=8H	20.8	21.5	21.2	21.9	22.3	20.7	21.4	21.1	21.8	22.2
x=4H y=12H	20.9	21.5	21.3	21.9	22.3	20.8	21.4	21.2	21.8	22.2
x=8H y=4H	20.5	21.1	20.9	21.5	22.0	20.4	21.1	20.9	21.5	21.9
x=8H y=6H	21.0	21.6	21.5	22.0	22.5	20.9	21.5	21.4	21.9	22.4
x=8H y=8H	21.2	21.7	21.7	22.1	22.6	21.1	21.6	21.6	22.0	22.5
x=8H y=12H	21.3	21.7	21.8	22.2	22.7	21.2	21.6	21.7	22.1	22.6
x=12H y=4H	20.5	21.1	20.9	21.5	21.9	20.4	21.0	20.9	21.5	21.9
x=12H y=6H	21.1	21.5	21.5	22.0	22.5	21.0	21.5	21.5	21.9	22.4
x=12H y=8H	21.3	21.7	21.8	22.2	22.7	21.2	21.6	21.7	22.1	22.6

**Luminaire**

Code 90619L900

Name ROFY 85 D0900 LIGHT+ K3 830 HO

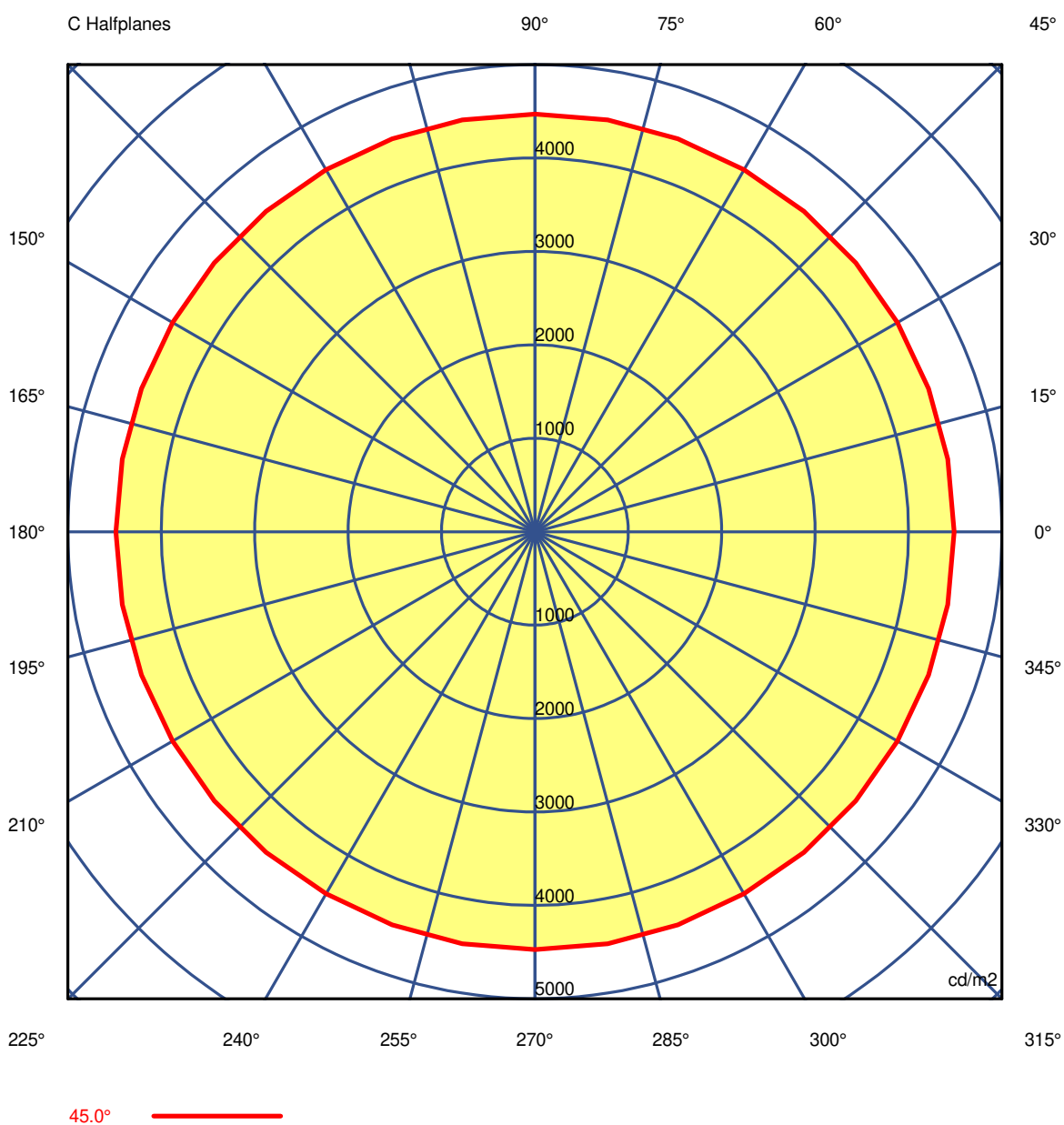
**Measurem.**

Code 4/8/2023

Name ROFY 85 D0900 LIGHT+ K3 830 HO

Luminaire Flux	9335 lm	Luminaire Power	64.9 W	Efficacy	143.796 lm/W	Efficiency	79.57%
Source Flux	11732 lm	Maximum value	296.80 cd/klm	Position	C=0.00 G=0.00	CG Double Symmetrical	

Luminance



**Luminaire**

Code 90619L900

Name ROFY 85 D0900 LIGHT+ K3 830 HO

**Measurement**

Code 4/8/2023

Name ROFY 85 D0900 LIGHT+ K3 830 HO

Luminaire Flux	9335 lm		Luminaire Power		64.9 W		Efficacy		143.796 lm/W		Efficiency		79.57%		
Source Flux	11732 lm		Maximum value		296.80 cd/klm		Position		C=0.00 G=0.00		CG		Double Symmetrical		
Luminance cd/m2														Table 1/3	
	C 0.00	C 10.00	C 20.00	C 30.00	C 40.00	C 50.00	C 60.00	C 70.00	C 80.00	C 90.00	C 100.00	C 110.00	C 120.00		
G 0.0	5725	5725	5725	5725	5725	5725	5725	5725	5725	5725	5725	5725	5725	5725	5725
G 5.0	5653	5653	5653	5653	5655	5654	5653	5655	5654	5647	5654	5655	5655	5653	5653
G 10.0	5563	5565	5564	5562	5562	5564	5565	5565	5561	5556	5561	5565	5565	5565	5565
G 15.0	5452	5455	5456	5456	5454	5454	5456	5455	5452	5448	5452	5455	5455	5456	5456
G 20.0	5328	5330	5329	5327	5327	5327	5327	5327	5325	5319	5325	5327	5327	5327	5327
G 25.0	5187	5186	5185	5185	5185	5185	5183	5182	5180	5175	5180	5182	5182	5183	5183
G 30.0	5031	5031	5030	5029	5030	5030	5027	5028	5028	5024	5028	5028	5028	5027	5027
G 35.0	4861	4861	4860	4859	4859	4858	4857	4857	4856	4852	4856	4857	4857	4857	4857
G 40.0	4679	4679	4677	4675	4676	4676	4675	4675	4673	4668	4673	4675	4675	4675	4675
G 45.0	4487	4486	4482	4479	4482	4480	4475	4478	4479	4472	4479	4478	4478	4475	4475
G 50.0	4271	4269	4270	4271	4268	4265	4264	4262	4259	4256	4259	4262	4262	4264	4264
G 55.0	4033	4033	4032	4028	4025	4026	4028	4024	4020	4016	4020	4024	4024	4028	4028
G 60.0	3772	3767	3765	3762	3758	3755	3753	3749	3745	3743	3745	3749	3749	3753	3753
G 65.0	3449	3447	3444	3442	3440	3436	3431	3429	3426	3420	3426	3429	3429	3431	3431
G 70.0	3077	3068	3063	3060	3049	3039	3035	3033	3029	3022	3029	3033	3033	3035	3035
G 75.0	2595	2592	2588	2580	2563	2547	2539	2535	2532	2529	2532	2535	2535	2539	2539
G 80.0	1989	1986	1977	1963	1952	1932	1911	1905	1901	1891	1901	1905	1905	1911	1911
G 85.0	1150	1160	1153	1132	1113	1094	1076	1069	1065	1058	1065	1069	1069	1076	1076
G 90.0	188	176	173	173	173	173	173	173	173	173	173	173	173	173	173

**Luminaire**

Code 90619L900

Name ROFY 85 D0900 LIGHT+ K3 830 HO

**Measurement**

Code 4/8/2023

Name ROFY 85 D0900 LIGHT+ K3 830 HO

Luminaire Flux		9335 lm		Luminaire Power		64.9 W		Efficacy		143.796 lm/W		Efficiency		79.57%	
Source Flux		11732 lm		Maximum value		296.80 cd/klm		Position		C=0.00 G=0.00		CG		Double Symmetrical	
Luminance cd/m2														Table 2/3	
		C 130.00	C 140.00	C 150.00	C 160.00	C 170.00	C 180.00	C 190.00	C 200.00	C 210.00	C 220.00	C 230.00	C 240.00	C 250.00	
G 0.0	5725	5725	5725	5725	5725	5725	5725	5725	5725	5725	5725	5725	5725	5725	5725
G 5.0	5654	5655	5653	5653	5653	5653	5653	5653	5653	5653	5655	5654	5653	5655	5655
G 10.0	5564	5562	5562	5564	5565	5563	5565	5564	5562	5562	5564	5565	5565	5565	5565
G 15.0	5454	5454	5456	5456	5455	5452	5455	5456	5456	5456	5454	5454	5456	5455	5455
G 20.0	5327	5327	5327	5329	5330	5328	5330	5329	5327	5327	5327	5327	5327	5327	5327
G 25.0	5185	5185	5185	5185	5186	5187	5186	5185	5185	5185	5185	5185	5183	5182	5182
G 30.0	5030	5030	5029	5030	5031	5031	5031	5030	5029	5030	5030	5027	5028	5028	5028
G 35.0	4858	4859	4859	4860	4861	4861	4861	4860	4859	4859	4858	4857	4857	4857	4857
G 40.0	4676	4676	4675	4677	4679	4679	4679	4677	4675	4676	4676	4675	4675	4675	4675
G 45.0	4480	4482	4479	4482	4486	4487	4486	4482	4479	4482	4480	4475	4478	4478	4478
G 50.0	4265	4268	4271	4270	4269	4271	4269	4270	4271	4268	4265	4264	4262	4262	4262
G 55.0	4026	4025	4028	4032	4033	4033	4033	4032	4028	4025	4026	4028	4024	4024	4024
G 60.0	3755	3758	3762	3765	3767	3772	3767	3765	3762	3758	3755	3753	3749	3749	3749
G 65.0	3436	3440	3442	3444	3447	3449	3447	3444	3442	3440	3436	3431	3429	3429	3429
G 70.0	3039	3049	3060	3063	3068	3077	3068	3063	3060	3049	3039	3035	3033	3033	3033
G 75.0	2547	2563	2580	2588	2592	2595	2592	2588	2580	2563	2547	2539	2535	2535	2535
G 80.0	1932	1952	1963	1977	1986	1989	1986	1977	1963	1952	1932	1911	1905	1905	1905
G 85.0	1094	1113	1132	1153	1160	1150	1160	1153	1132	1113	1094	1076	1069	1069	1069
G 90.0	173	173	173	173	176	188	176	173	173	173	173	173	173	173	173

**Luminaire**

Code 90619L900

Name ROFY 85 D0900 LIGHT+ K3 830 HO

**Measurem.**

Code 4/8/2023

Name ROFY 85 D0900 LIGHT+ K3 830 HO

Luminaire Flux	9335 lm	Luminaire Power	64.9 W	Efficacy	143.796 lm/W	Efficiency	79.57%
Source Flux	11732 lm	Maximum value	296.80 cd/klm	Position	C=0.00 G=0.00	CG	Double Symmetrical

**Luminance cd/m2 Table 3/3**

	C 260.00	C 270.00	C 280.00	C 290.00	C 300.00	C 310.00	C 320.00	C 330.00	C 340.00	C 350.00
G 0.0	5725	5725	5725	5725	5725	5725	5725	5725	5725	5725
G 5.0	5654	5647	5654	5655	5653	5654	5655	5653	5653	5653
G 10.0	5561	5556	5561	5565	5565	5564	5562	5562	5564	5565
G 15.0	5452	5448	5452	5455	5456	5454	5454	5456	5456	5455
G 20.0	5325	5319	5325	5327	5327	5327	5327	5327	5329	5330
G 25.0	5180	5175	5180	5182	5183	5185	5185	5185	5185	5186
G 30.0	5028	5024	5028	5028	5027	5030	5030	5029	5030	5031
G 35.0	4856	4852	4856	4857	4857	4858	4859	4859	4860	4861
G 40.0	4673	4668	4673	4675	4675	4676	4676	4675	4677	4679
G 45.0	4479	4472	4479	4478	4475	4480	4482	4479	4482	4486
G 50.0	4259	4256	4259	4262	4264	4265	4268	4271	4270	4269
G 55.0	4020	4016	4020	4024	4028	4026	4025	4028	4032	4033
G 60.0	3745	3743	3745	3749	3753	3755	3758	3762	3765	3767
G 65.0	3426	3420	3426	3429	3431	3436	3440	3442	3444	3447
G 70.0	3029	3022	3029	3033	3035	3039	3049	3060	3063	3068
G 75.0	2532	2529	2532	2535	2539	2547	2563	2580	2588	2592
G 80.0	1901	1891	1901	1905	1911	1932	1952	1963	1977	1986
G 85.0	1065	1058	1065	1069	1076	1094	1113	1132	1153	1160
G 90.0	173	173	173	173	173	173	173	173	173	176