

Luminaire

Code 90620L600

Name ROFY 85 D0600 GCONTROL+ K3 830 HO

Measurem.

Code 4/8/2023

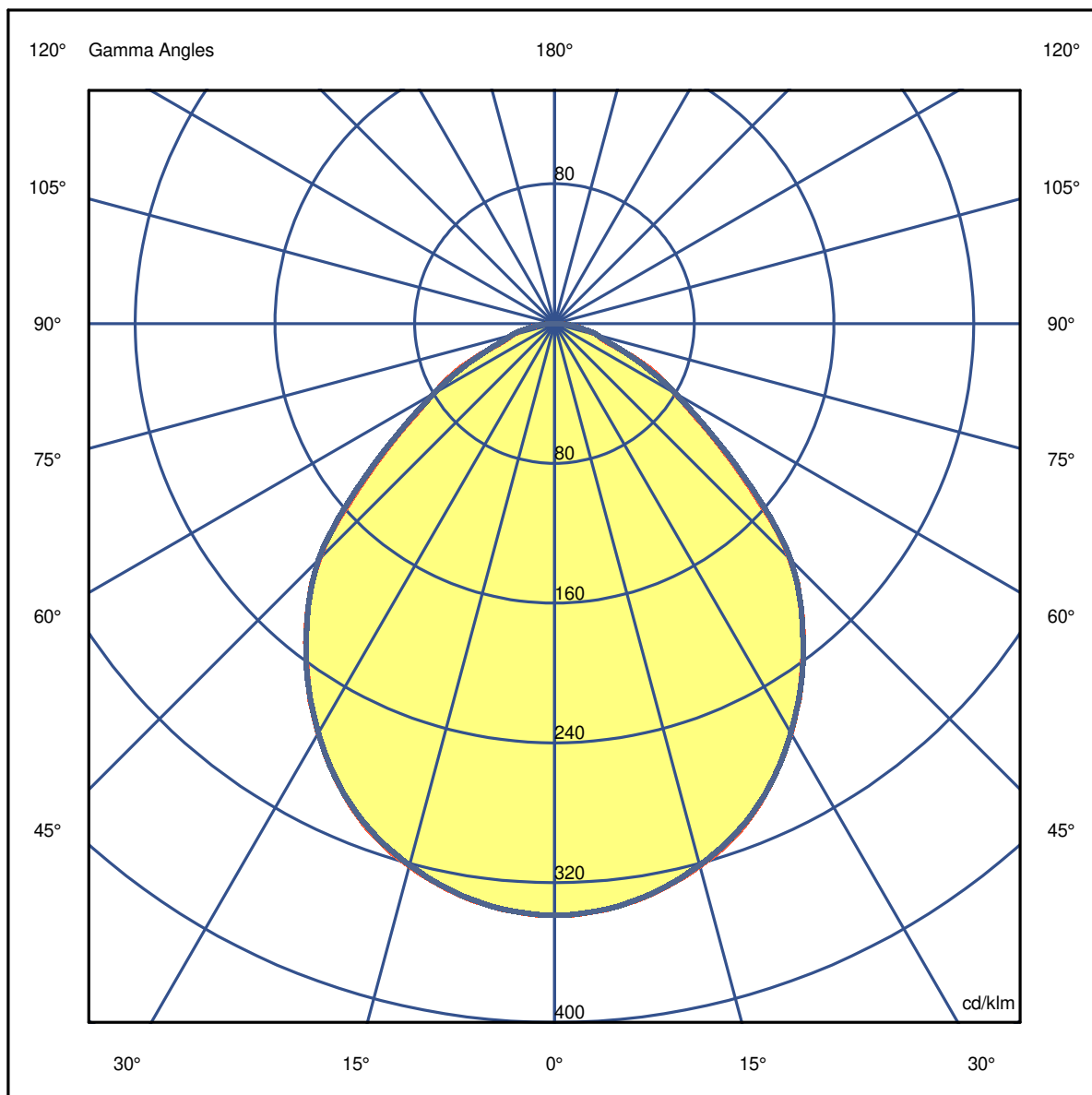
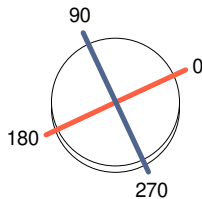
Name ROFY 85 D0600 GCONTROL+ K3 830 HO

Luminaire Flux	5814 lm	Luminaire Power	43.5 W	Efficacy	133.718 lm/W	Efficiency	73.67%
Source Flux	7892 lm	Maximum value	338.60 cd/klm	Position	C=0.00 G=0.00	CG	Double Symmetrical

Diam=600mm

C Halfplanes

180.0 ——— 0.0
270.0 ——— 90.0



Luminaire

Code 90620L600
Name ROFY 85 D0600 GCONTROL+ K3 830 HO

Measurem.

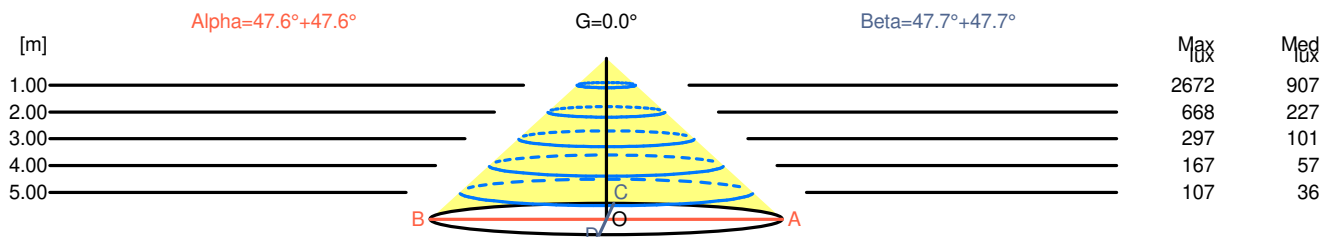
Code 4/8/2023
Name ROFY 85 D0600 GCONTROL+ K3 830 HO

Luminaire Flux	5814 lm	Luminaire Power	43.5 W	Efficacy	133.718 lm/W	Efficiency	73.67%
Source Flux	7892 lm	Maximum value	338.60 cd/klm	Position	C=0.00 G=0.00	CG	Double Symmetrical

Width at 50.00 % of Max Intensity

H[m]	1.00	2.00	3.00	4.00	5.00	H[m]	1.00	2.00	3.00	4.00	5.00
OA	1.09	2.19	3.28	4.38	5.47	OC	1.10	2.20	3.30	4.40	5.50
OB	1.09	2.19	3.28	4.38	5.47	OD	1.10	2.20	3.30	4.40	5.50

	0	5	15	25	35	45	55	65	75	85
OA	2672.23	2656.45	2535.70	2302.10	1946.17	1505.00	847.60	462.47	199.67	56.82
OB	2672.23	2656.45	2535.70	2302.10	1946.17	1505.00	847.60	462.47	199.67	56.82
OC	2672.23	2655.66	2532.54	2300.52	1947.75	1508.95	860.23	440.37	201.25	56.03
OD	2672.23	2655.66	2532.54	2300.52	1947.75	1508.95	860.23	440.37	201.25	56.03



H[m]	D[m]	Max lux	Med lux	Alpha=47.6°+47.6°	G=0.0	
1.00	2.19	2672	907			
2.00	4.38	668	227			
3.00	6.57	297	101			
4.00	8.76	167	57			
5.00	10.95	107	36			

H[m]	D[m]	Max lux	Med lux	Beta=47.7°+47.7°	G=0.0	
1.00	2.20	2672	907			
2.00	4.40	668	227			
3.00	6.60	297	101			
4.00	8.80	167	57			
5.00	10.99	107	36			

Luminaire

Code 90620L600

Name ROFY 85 D0600 GCONTROL+ K3 830 HO

Measurement

Code 4/8/2023

Name ROFY 85 D0600 GCONTROL+ K3 830 HO

Luminaire Flux	5814 lm	Luminaire Power	43.5 W	Efficacy	133.718 lm/W	Efficiency	73.67%
Source Flux	7892 lm	Maximum value	338.60 cd/klm	Position	C=0.00 G=0.00	CG	Double Symmetrical

UGR
S = 0.250

Reflectancies										
Ceiling/Cavity	0.7	0.7	0.5	0.5	0.3	0.7	0.7	0.5	0.5	0.3
Walls	0.5	0.3	0.5	0.3	0.3	0.5	0.3	0.5	0.3	0.3
Working Plane	0.2	0.2	0.2	0.2	0.2	0.2	0.2	0.2	0.2	0.2
Room Dimensions	Lateral View					Viewed Endwise				
x=2H y=2H	17.4	18.6	17.7	18.8	19.0	17.4	18.6	17.7	18.8	19.1
x=2H y=3H	18.0	19.1	18.4	19.4	19.6	18.0	19.1	18.3	19.3	19.6
x=2H y=4H	18.2	19.2	18.6	19.5	19.8	18.2	19.2	18.6	19.5	19.8
x=2H y=6H	18.4	19.3	18.7	19.6	19.9	18.4	19.3	18.7	19.6	19.9
x=2H y=8H	18.4	19.3	18.8	19.6	19.9	18.4	19.3	18.8	19.6	19.9
x=2H y=12H	18.4	19.3	18.8	19.6	19.9	18.4	19.3	18.8	19.6	19.9
x=4H y=2H	17.6	18.6	17.9	18.8	19.1	17.6	18.6	17.9	18.8	19.1
x=4H y=3H	18.3	19.2	18.7	19.5	19.8	18.3	19.2	18.7	19.5	19.8
x=4H y=4H	18.7	19.4	19.1	19.7	20.1	18.6	19.4	19.0	19.7	20.1
x=4H y=6H	18.9	19.6	19.4	19.9	20.3	18.9	19.5	19.3	19.9	20.3
x=4H y=8H	19.0	19.6	19.4	20.0	20.4	19.0	19.6	19.4	19.9	20.4
x=4H y=12H	19.0	19.6	19.5	20.0	20.4	19.0	19.6	19.5	20.0	20.4
x=8H y=4H	18.7	19.3	19.2	19.7	20.1	18.7	19.3	19.2	19.7	20.1
x=8H y=6H	19.1	19.6	19.6	20.0	20.4	19.1	19.6	19.5	20.0	20.4
x=8H y=8H	19.2	19.7	19.7	20.1	20.6	19.2	19.6	19.7	20.1	20.6
x=8H y=12H	19.3	19.7	19.8	20.1	20.6	19.3	19.7	19.8	20.1	20.6
x=12H y=4H	18.7	19.3	19.2	19.7	20.1	18.7	19.2	19.2	19.6	20.1
x=12H y=6H	19.1	19.5	19.6	20.0	20.5	19.1	19.5	19.6	20.0	20.4
x=12H y=8H	19.3	19.6	19.8	20.1	20.6	19.3	19.6	19.8	20.1	20.6

Luminaire

Code 90620L600

Name ROFY 85 D0600 GCONTROL+ K3 830 HO

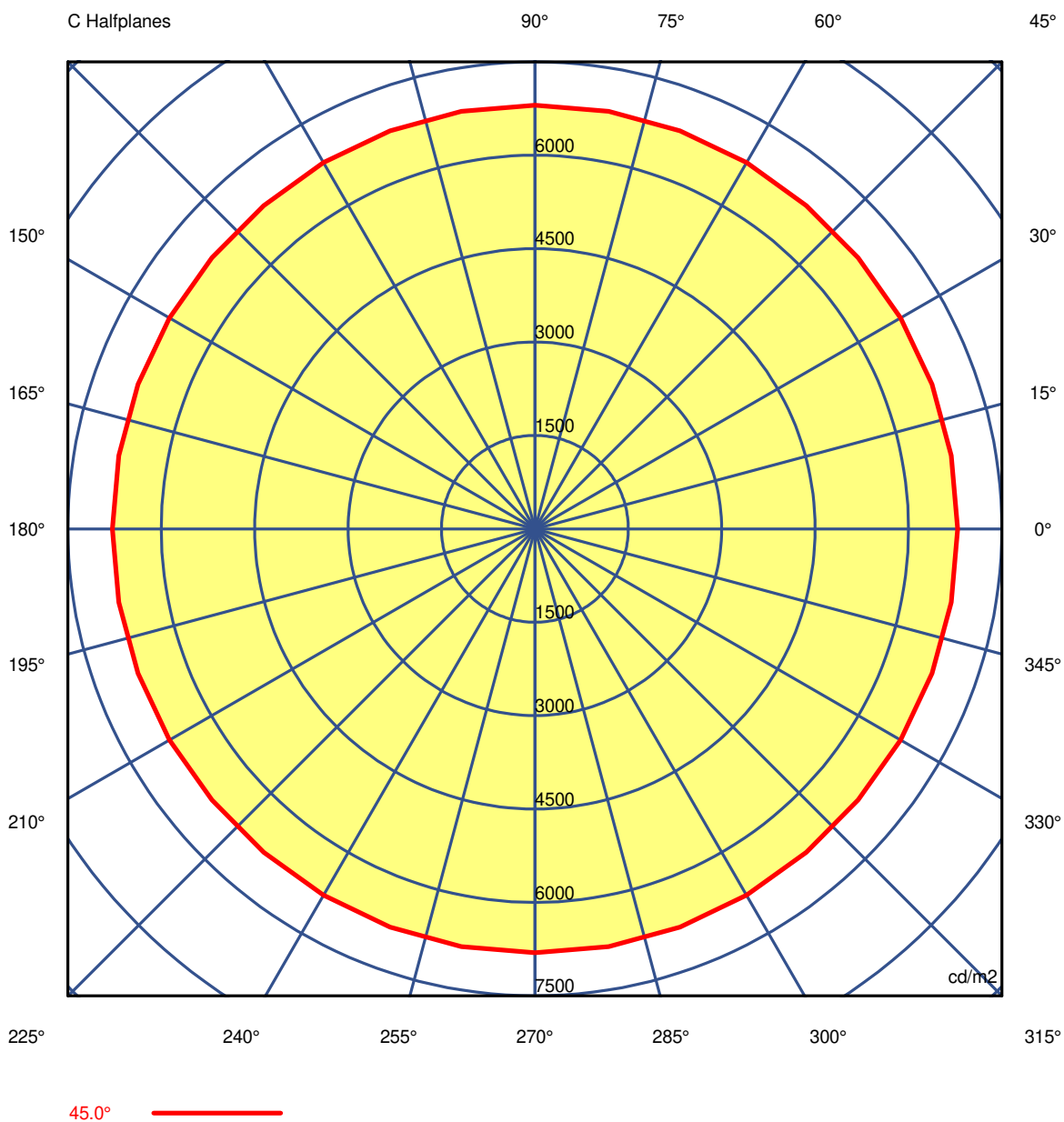
Measurem.

Code 4/8/2023

Name ROFY 85 D0600 GCONTROL+ K3 830 HO

Luminaire Flux	5814 lm	Luminaire Power	43.5 W	Efficacy	133.718 lm/W	Efficiency	73.67%
Source Flux	7892 lm	Maximum value	338.60 cd/klm	Position	C=0.00 G=0.00	CG Double Symmetrical	

Luminance



Luminaire

Code 90620L600

Name ROFY 85 D0600 GCONTROL+ K3 830 HO

Measurement

Code 4/8/2023

Name ROFY 85 D0600 GCONTROL+ K3 830 HO

Luminaire Flux	5814 lm		Luminaire Power		43.5 W		Efficacy		133.718 lm/W		Efficiency		73.67%	
Source Flux	7892 lm		Maximum value		338.60 cd/klm		Position		C=0.00 G=0.00		CG		Double Symmetrical	
Luminance cd/m2 Table 1/3														
	C 0.00	C 10.00	C 20.00	C 30.00	C 40.00	C 50.00	C 60.00	C 70.00	C 80.00	C 90.00	C 100.00	C 110.00	C 120.00	
G 0.0	10114	10114	10114	10114	10114	10114	10114	10114	10114	10114	10114	10114	10114	
G 5.0	9931	9925	9926	9931	9931	9930	9928	9925	9925	9928	9925	9925	9928	
G 10.0	9708	9706	9704	9702	9700	9698	9696	9696	9698	9702	9698	9696	9696	
G 15.0	9463	9460	9453	9445	9441	9438	9436	9439	9445	9451	9445	9439	9436	
G 20.0	9201	9186	9167	9147	9135	9130	9135	9153	9168	9174	9168	9153	9135	
G 25.0	8844	8834	8825	8817	8810	8806	8808	8817	8829	8838	8829	8817	8808	
G 30.0	8429	8421	8421	8435	8455	8458	8441	8427	8423	8423	8423	8427	8441	
G 35.0	7953	7957	7974	8002	8022	8027	8011	7977	7962	7960	7962	7977	8011	
G 40.0	7434	7440	7450	7468	7487	7489	7474	7461	7446	7427	7446	7461	7474	
G 45.0	6789	6789	6786	6778	6774	6779	6793	6806	6811	6807	6811	6806	6793	
G 50.0	5566	5679	5744	5664	5419	5413	5657	5752	5719	5642	5719	5752	5657	
G 55.0	4416	4746	4595	4034	3611	3577	3972	4586	4793	4482	4793	4586	3972	
G 60.0	3585	3576	3312	2786	2855	2888	2885	3348	3579	3594	3579	3348	2885	
G 65.0	2958	2884	2627	2251	2415	2452	2307	2588	2776	2817	2776	2588	2307	
G 70.0	1969	2153	2198	2073	1884	1869	2027	2134	2134	2055	2134	2134	2027	
G 75.0	1721	1781	1695	1558	1592	1594	1558	1683	1772	1735	1772	1683	1558	
G 80.0	1279	1346	1409	1437	1406	1404	1437	1428	1371	1287	1371	1428	1437	
G 85.0	788	891	986	1006	904	900	996	966	871	777	871	966	996	
G 90.0	128	128	128	128	128	128	128	128	128	128	128	128	128	

Luminaire

Code 90620L600

Name ROFY 85 D0600 GCONTROL+ K3 830 HO

Measurement

Code 4/8/2023

Name ROFY 85 D0600 GCONTROL+ K3 830 HO

Luminaire Flux	5814 lm		Luminaire Power		43.5 W		Efficacy		133.718 lm/W		Efficiency		73.67%	
Source Flux	7892 lm		Maximum value		338.60 cd/klm		Position		C=0.00 G=0.00		CG		Double Symmetrical	
Luminance cd/m2														
Table 2/3														
	C 130.00	C 140.00	C 150.00	C 160.00	C 170.00	C 180.00	C 190.00	C 200.00	C 210.00	C 220.00	C 230.00	C 240.00	C 250.00	
G 0.0	10114	10114	10114	10114	10114	10114	10114	10114	10114	10114	10114	10114	10114	
G 5.0	9930	9931	9931	9926	9925	9931	9925	9926	9931	9931	9930	9928	9925	
G 10.0	9698	9700	9702	9704	9706	9708	9706	9704	9702	9700	9698	9696	9696	
G 15.0	9438	9441	9445	9453	9460	9463	9460	9453	9445	9441	9438	9436	9439	
G 20.0	9130	9135	9147	9167	9186	9201	9186	9167	9147	9135	9130	9135	9153	
G 25.0	8806	8810	8817	8825	8834	8844	8834	8825	8817	8810	8806	8808	8817	
G 30.0	8458	8455	8435	8421	8421	8429	8421	8421	8435	8455	8458	8441	8427	
G 35.0	8027	8022	8002	7974	7957	7953	7957	7974	8002	8022	8027	8011	7977	
G 40.0	7489	7487	7468	7450	7440	7434	7440	7450	7468	7487	7489	7474	7461	
G 45.0	6779	6774	6778	6786	6789	6789	6789	6786	6778	6774	6779	6793	6806	
G 50.0	5413	5419	5664	5744	5679	5566	5679	5744	5664	5419	5413	5657	5752	
G 55.0	3577	3611	4034	4595	4746	4416	4746	4595	4034	3611	3577	3972	4586	
G 60.0	2888	2855	2786	3312	3576	3585	3576	3312	2786	2855	2888	2885	3348	
G 65.0	2452	2415	2251	2627	2884	2958	2884	2627	2251	2415	2452	2307	2588	
G 70.0	1869	1884	2073	2198	2153	1969	2153	2198	2073	1884	1869	2027	2134	
G 75.0	1594	1592	1558	1695	1781	1721	1781	1695	1558	1592	1594	1558	1683	
G 80.0	1404	1406	1437	1409	1346	1279	1346	1409	1437	1406	1404	1437	1428	
G 85.0	900	904	1006	986	891	788	891	986	1006	904	900	996	966	
G 90.0	128	128	128	128	128	128	128	128	128	128	128	128	128	

Luminaire

Code 90620L600

Name ROFY 85 D0600 GCONTROL+ K3 830 HO

Measurem.

Code 4/8/2023

Name ROFY 85 D0600 GCONTROL+ K3 830 HO

Luminaire Flux	5814 lm	Luminaire Power	43.5 W	Efficacy	133.718 lm/W	Efficiency	73.67%
Source Flux	7892 lm	Maximum value	338.60 cd/klm	Position	C=0.00 G=0.00	CG	Double Symmetrical

Luminance cd/m2 Table 3/3

	C 260.00	C 270.00	C 280.00	C 290.00	C 300.00	C 310.00	C 320.00	C 330.00	C 340.00	C 350.00
G 0.0	10114	10114	10114	10114	10114	10114	10114	10114	10114	10114
G 5.0	9925	9928	9925	9925	9928	9930	9931	9931	9926	9925
G 10.0	9698	9702	9698	9696	9696	9698	9700	9702	9704	9706
G 15.0	9445	9451	9445	9439	9436	9438	9441	9445	9453	9460
G 20.0	9168	9174	9168	9153	9135	9130	9135	9147	9167	9186
G 25.0	8829	8838	8829	8817	8808	8806	8810	8817	8825	8834
G 30.0	8423	8423	8423	8427	8441	8458	8455	8435	8421	8421
G 35.0	7962	7960	7962	7977	8011	8027	8022	8002	7974	7957
G 40.0	7446	7427	7446	7461	7474	7489	7487	7468	7450	7440
G 45.0	6811	6807	6811	6806	6793	6779	6774	6778	6786	6789
G 50.0	5719	5642	5719	5752	5657	5413	5419	5664	5744	5679
G 55.0	4793	4482	4793	4586	3972	3577	3611	4034	4595	4746
G 60.0	3579	3594	3579	3348	2885	2888	2855	2786	3312	3576
G 65.0	2776	2817	2776	2588	2307	2452	2415	2251	2627	2884
G 70.0	2134	2055	2134	2134	2027	1869	1884	2073	2198	2153
G 75.0	1772	1735	1772	1683	1558	1594	1592	1558	1695	1781
G 80.0	1371	1287	1371	1428	1437	1404	1406	1437	1409	1346
G 85.0	871	777	871	966	996	900	904	1006	986	891
G 90.0	128	128	128	128	128	128	128	128	128	128