

Luminaire

Code 90625L120
Name CONCEPT O 65 D1200 GCONTROL+ K3 840

Measurement

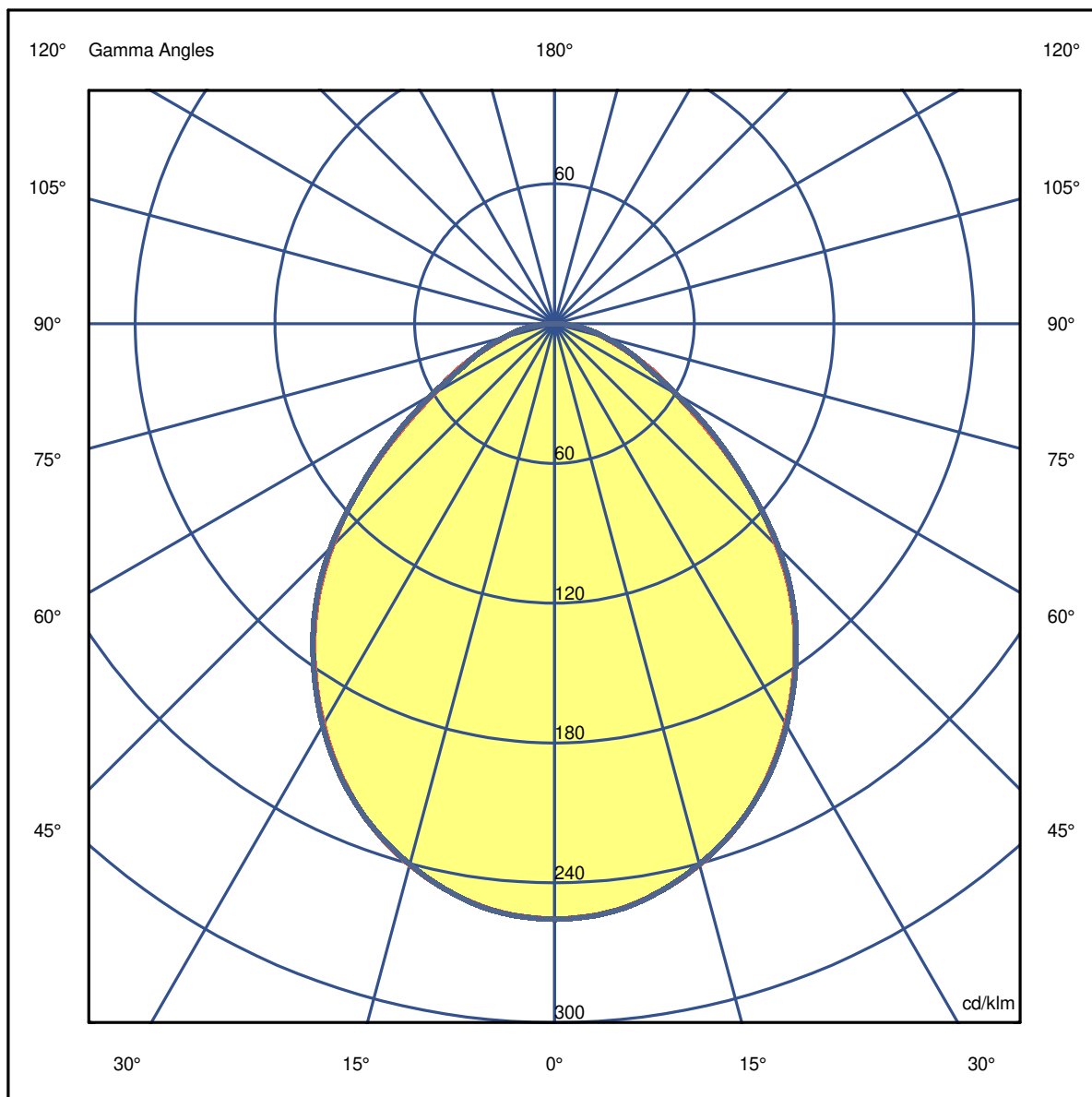
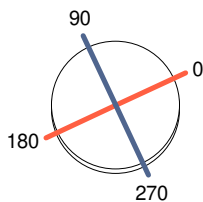
Code 31/7/2023
Name CONCEPT O 65 D1200 GCONTROL+ K3 840

Luminaire Flux	7881 lm	Luminaire Power	77.0 W	Efficacy	102.405 lm/W	Efficiency	55.16%
Source Flux	14288 lm	Maximum value	255.70 cd/klm	Position	C=0.00 G=0.00	CG	Double Symmetrical

Diam=1200mm

C Halfplanes

180.0 ——— 0.0
270.0 ——— 90.0



Luminaire

Code	90625L120
Name	CONCEPT O 65 D1200 GCONTROL+ K3 840

Measur.

Code 31/7/2023
Name CONCEPT O 65 D1200 GCONTROL+ K3 840

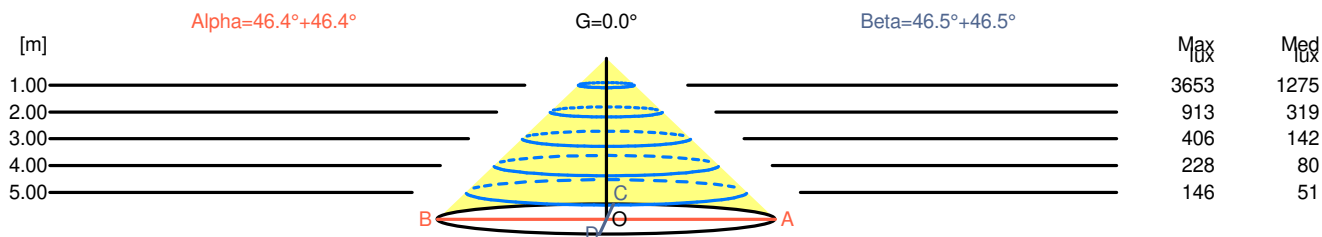
Luminaire Flux	7881 lm	Luminaire Power	77.0 W	Efficacy	102.405 lm/W	Efficiency	55.16%
Source Flux	14288 lm	Maximum value	255.70 cd/klm	Position	C=0.00 G=0.00	CG	Double Symmetrical


Width at 50.00 % of Max Intensity


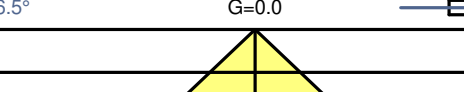
H[m]	1.00	2.00	3.00	4.00	5.00	H[m]	1.00	2.00	3.00	4.00	5.00
OA	1.05	2.10	3.15	4.20	5.25	OC	1.05	2.11	3.16	4.22	5.27
OB	1.05	2.10	3.15	4.20	5.25	OD	1.05	2.11	3.16	4.22	5.27

Luminous Intensities [cd/klm]

	0	5	15	25	35	45	55	65	75	85
OA	3653.44	3627.72	3434.84	3079.06	2568.98	1930.31	1170.19	638.67	308.62	94.30
OB	3653.44	3627.72	3434.84	3079.06	2568.98	1930.31	1170.19	638.67	308.62	94.30
OC	3653.44	3629.15	3431.98	3083.35	2576.13	1944.60	1193.05	615.81	315.76	95.73
OD	3653.44	3629.15	3431.98	3083.35	2576.13	1944.60	1193.05	615.81	315.76	95.73



H[m]	D[m]	Max lux	Med lux	Alpha=46.4°+46.4°	G=0.0	
1.00	2.10	3653	1275			
2.00	4.20	913	319			
3.00	6.30	406	142			
4.00	8.40	228	80			
5.00	10.50	146	51			

H[m]	D[m]	Max lux	Med lux	Beta=46.5°+46.5°	G=0.0	
1.00	2.11	3653	1275			
2.00	4.22	913	319			
3.00	6.33	406	142			
4.00	8.44	228	80			
5.00	10.54	146	51			

Luminaire

Code 90625L120
Name CONCEPT O 65 D1200 GCONTROL+ K3 840

Measurem.

Code 31/7/2023
Name CONCEPT O 65 D1200 GCONTROL+ K3 840

Luminaire Flux	7881 lm	Luminaire Power	77.0 W	Efficacy	102.405 lm/W	Efficiency	55.16%
Source Flux	14288 lm	Maximum value	255.70 cd/klm	Position	C=0.00 G=0.00	CG	Double Symmetrical

UGR
S = 0.250

Reflectancies										
Ceiling/Cavity	0.7	0.7	0.5	0.5	0.3	0.7	0.7	0.5	0.5	0.3
Walls	0.5	0.3	0.5	0.3	0.3	0.5	0.3	0.5	0.3	0.3
Working Plane	0.2	0.2	0.2	0.2	0.2	0.2	0.2	0.2	0.2	0.2
Room Dimensions	Lateral View					Viewed Endwise				
x=2H y=2H	13.8	15.0	14.1	15.2	15.4	13.9	15.0	14.1	15.2	15.5
x=2H y=3H	14.7	15.8	15.0	16.0	16.3	14.7	15.8	15.0	16.0	16.3
x=2H y=4H	15.0	16.0	15.4	16.3	16.6	15.1	16.0	15.4	16.3	16.6
x=2H y=6H	15.3	16.2	15.6	16.5	16.8	15.3	16.2	15.7	16.5	16.8
x=2H y=8H	15.3	16.2	15.7	16.5	16.9	15.4	16.3	15.7	16.6	16.9
x=2H y=12H	15.4	16.2	15.8	16.6	16.9	15.4	16.3	15.8	16.6	16.9
x=4H y=2H	14.1	15.1	14.4	15.3	15.6	14.1	15.1	14.4	15.4	15.6
x=4H y=3H	15.1	15.9	15.5	16.3	16.6	15.1	16.0	15.5	16.3	16.6
x=4H y=4H	15.6	16.3	16.0	16.7	17.0	15.6	16.3	16.0	16.7	17.0
x=4H y=6H	15.9	16.6	16.4	17.0	17.3	16.0	16.6	16.4	17.0	17.4
x=4H y=8H	16.1	16.7	16.5	17.1	17.5	16.1	16.7	16.6	17.1	17.5
x=4H y=12H	16.2	16.7	16.6	17.1	17.5	16.2	16.8	16.7	17.2	17.6
x=8H y=4H	15.7	16.3	16.2	16.7	17.1	15.7	16.3	16.2	16.7	17.2
x=8H y=6H	16.2	16.7	16.7	17.1	17.6	16.3	16.7	16.7	17.2	17.6
x=8H y=8H	16.4	16.9	16.9	17.3	17.8	16.5	16.9	16.9	17.3	17.8
x=8H y=12H	16.6	16.9	17.1	17.4	17.9	16.6	17.0	17.1	17.4	17.9
x=12H y=4H	15.7	16.3	16.2	16.7	17.1	15.8	16.3	16.2	16.7	17.1
x=12H y=6H	16.3	16.7	16.7	17.1	17.6	16.3	16.7	16.8	17.2	17.6
x=12H y=8H	16.5	16.9	17.0	17.3	17.8	16.5	16.9	17.0	17.4	17.9

Luminaire

Code 90625L120

Name CONCEPT O 65 D1200 GCONTROL+ K3 840

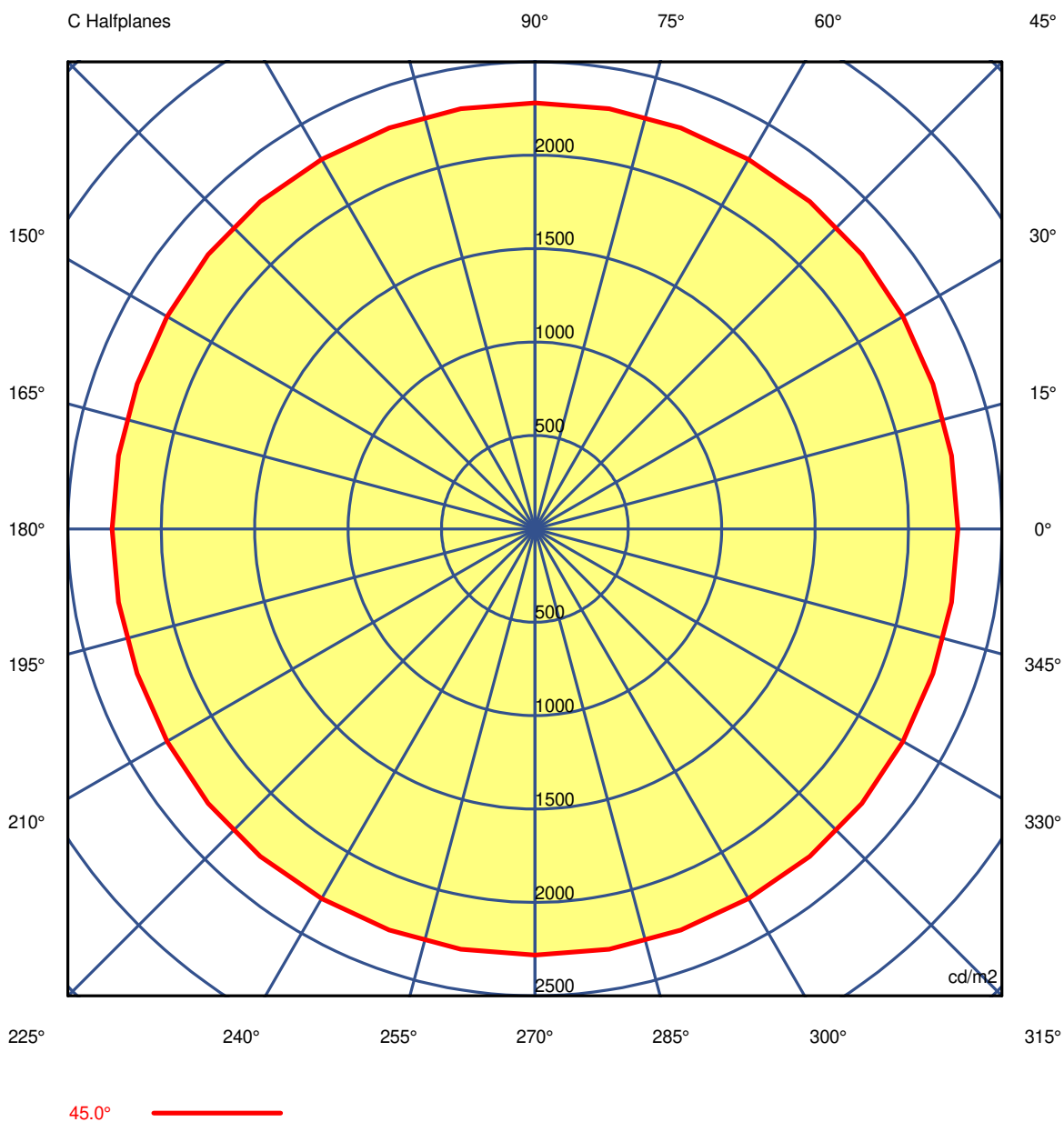
Measurem.

Code 31/7/2023

Name CONCEPT O 65 D1200 GCONTROL+ K3 840

Luminaire Flux	7881 lm	Luminaire Power	77.0 W	Efficacy	102.405 lm/W	Efficiency	55.16%
Source Flux	14288 lm	Maximum value	255.70 cd/klm	Position	C=0.00 G=0.00	CG Double Symmetrical	

Luminance



Luminaire

Code 90625L120

Name CONCEPT O 65 D1200 GCONTROL+ K3 840

Measurem.

Code 31/7/2023

Name CONCEPT O 65 D1200 GCONTROL+ K3 840

Luminaire Flux	7881 lm		Luminaire Power		77.0 W		Efficacy		102.405 lm/W		Efficiency		55.16%	
Source Flux	14288 lm		Maximum value		255.70 cd/klm		Position		C=0.00 G=0.00		CG		Double Symmetrical	
Luminance cd/m2 Table 1/3														
	C 0.00	C 10.00	C 20.00	C 30.00	C 40.00	C 50.00	C 60.00	C 70.00	C 80.00	C 90.00	C 100.00	C 110.00	C 120.00	
G 0.0	3307	3307	3307	3307	3307	3307	3307	3307	3307	3307	3307	3307	3307	
G 5.0	3270	3270	3270	3269	3269	3269	3268	3268	3270	3272	3270	3268	3268	
G 10.0	3213	3213	3211	3209	3210	3211	3211	3211	3211	3213	3211	3211	3211	
G 15.0	3142	3140	3138	3136	3132	3132	3134	3134	3135	3139	3135	3134	3134	
G 20.0	3057	3055	3051	3045	3041	3040	3043	3048	3053	3056	3053	3048	3043	
G 25.0	2950	2948	2943	2937	2937	2938	2939	2942	2947	2954	2947	2942	2939	
G 30.0	2817	2815	2814	2816	2823	2826	2822	2818	2819	2826	2819	2818	2822	
G 35.0	2668	2669	2673	2682	2692	2695	2689	2679	2676	2676	2679	2679	2689	
G 40.0	2497	2500	2507	2517	2526	2529	2525	2515	2510	2509	2510	2515	2525	
G 45.0	2264	2264	2267	2274	2285	2288	2285	2285	2284	2281	2284	2285	2285	
G 50.0	1971	1984	1968	1898	1789	1792	1905	1978	1991	1971	1991	1978	1905	
G 55.0	1634	1718	1677	1500	1306	1283	1452	1656	1731	1666	1731	1656	1452	
G 60.0	1338	1415	1325	1141	1098	1098	1148	1347	1441	1349	1441	1347	1148	
G 65.0	1144	1180	1070	924	983	1001	962	1095	1174	1103	1174	1095	962	
G 70.0	952	1007	961	871	891	899	892	953	994	977	994	953	892	
G 75.0	805	834	823	790	793	796	801	823	833	824	833	823	801	
G 80.0	712	703	703	712	724	725	717	715	718	721	718	715	717	
G 85.0	479	489	519	537	499	497	537	530	504	487	504	530	537	
G 90.0	283	200	195	227	185	182	227	212	196	213	196	212	227	

Luminaire

Code 90625L120

Name CONCEPT O 65 D1200 GCONTROL+ K3 840

Measurem.

Code 31/7/2023

Name CONCEPT O 65 D1200 GCONTROL+ K3 840

Luminaire Flux	7881 lm		Luminaire Power		77.0 W		Efficacy		102.405 lm/W		Efficiency		55.16%	
Source Flux	14288 lm		Maximum value		255.70 cd/klm		Position		C=0.00 G=0.00		CG		Double Symmetrical	
Luminance cd/m2														
Table 2/3														
	C 130.00	C 140.00	C 150.00	C 160.00	C 170.00	C 180.00	C 190.00	C 200.00	C 210.00	C 220.00	C 230.00	C 240.00	C 250.00	
G 0.0	3307	3307	3307	3307	3307	3307	3307	3307	3307	3307	3307	3307	3307	
G 5.0	3269	3269	3269	3270	3270	3270	3270	3270	3269	3269	3269	3268	3268	
G 10.0	3211	3210	3209	3211	3213	3213	3213	3211	3209	3210	3211	3211	3211	
G 15.0	3132	3132	3136	3138	3140	3142	3140	3138	3136	3132	3132	3134	3134	
G 20.0	3040	3041	3045	3051	3055	3057	3055	3051	3045	3041	3040	3043	3048	
G 25.0	2938	2937	2937	2943	2948	2950	2948	2943	2937	2938	2938	2939	2942	
G 30.0	2826	2823	2816	2814	2815	2817	2815	2814	2816	2823	2826	2822	2818	
G 35.0	2695	2692	2682	2673	2669	2668	2669	2673	2682	2692	2695	2689	2679	
G 40.0	2529	2526	2517	2507	2500	2497	2500	2507	2517	2526	2529	2525	2515	
G 45.0	2288	2285	2274	2267	2264	2264	2264	2267	2274	2285	2288	2285	2285	
G 50.0	1792	1789	1898	1968	1984	1971	1984	1968	1898	1789	1792	1905	1978	
G 55.0	1283	1306	1500	1677	1718	1634	1718	1677	1500	1306	1283	1452	1656	
G 60.0	1098	1098	1141	1325	1415	1338	1415	1325	1141	1098	1098	1148	1347	
G 65.0	1001	983	924	1070	1180	1144	1180	1070	924	983	1001	962	1095	
G 70.0	899	891	871	961	1007	952	1007	961	871	891	899	892	953	
G 75.0	796	793	790	823	834	805	834	823	790	793	796	801	823	
G 80.0	725	724	712	703	703	712	703	703	712	724	725	717	715	
G 85.0	497	499	537	519	489	479	489	519	537	499	497	537	530	
G 90.0	182	185	227	195	200	283	200	195	227	185	182	227	212	

Luminaire

Code 90625L120

Name CONCEPT O 65 D1200 GCONTROL+ K3 840

Measurem.

Code 31/7/2023

Name CONCEPT O 65 D1200 GCONTROL+ K3 840

Luminaire Flux	7881 lm	Luminaire Power	77.0 W	Efficacy	102.405 lm/W	Efficiency	55.16%
Source Flux	14288 lm	Maximum value	255.70 cd/klm	Position	C=0.00 G=0.00	CG	Double Symmetrical

Luminance cd/m2 Table 3/3

	C 260.00	C 270.00	C 280.00	C 290.00	C 300.00	C 310.00	C 320.00	C 330.00	C 340.00	C 350.00
G 0.0	3307	3307	3307	3307	3307	3307	3307	3307	3307	3307
G 5.0	3270	3272	3270	3268	3268	3269	3269	3269	3270	3270
G 10.0	3211	3213	3211	3211	3211	3211	3210	3209	3211	3213
G 15.0	3135	3139	3135	3134	3134	3132	3132	3136	3138	3140
G 20.0	3053	3056	3053	3048	3043	3040	3041	3045	3051	3055
G 25.0	2947	2954	2947	2942	2939	2938	2937	2937	2943	2948
G 30.0	2819	2826	2819	2818	2822	2826	2823	2816	2814	2815
G 35.0	2676	2676	2676	2679	2689	2695	2692	2682	2673	2669
G 40.0	2510	2509	2510	2515	2525	2529	2526	2517	2507	2500
G 45.0	2284	2281	2284	2285	2285	2288	2285	2274	2267	2264
G 50.0	1991	1971	1991	1978	1905	1792	1789	1898	1968	1984
G 55.0	1731	1666	1731	1656	1452	1283	1306	1500	1677	1718
G 60.0	1441	1349	1441	1347	1148	1098	1098	1141	1325	1415
G 65.0	1174	1103	1174	1095	962	1001	983	924	1070	1180
G 70.0	994	977	994	953	892	899	891	871	961	1007
G 75.0	833	824	833	823	801	796	793	790	823	834
G 80.0	718	721	718	715	717	725	724	712	703	703
G 85.0	504	487	504	530	537	497	499	537	519	489
G 90.0	196	213	196	212	227	182	185	227	195	200