

Luminaire

Code 90626L900

Name CONCEPT O 65 D/I D0900 GCONTROL+ K3 840

Measurem.

Code 31/7/2023

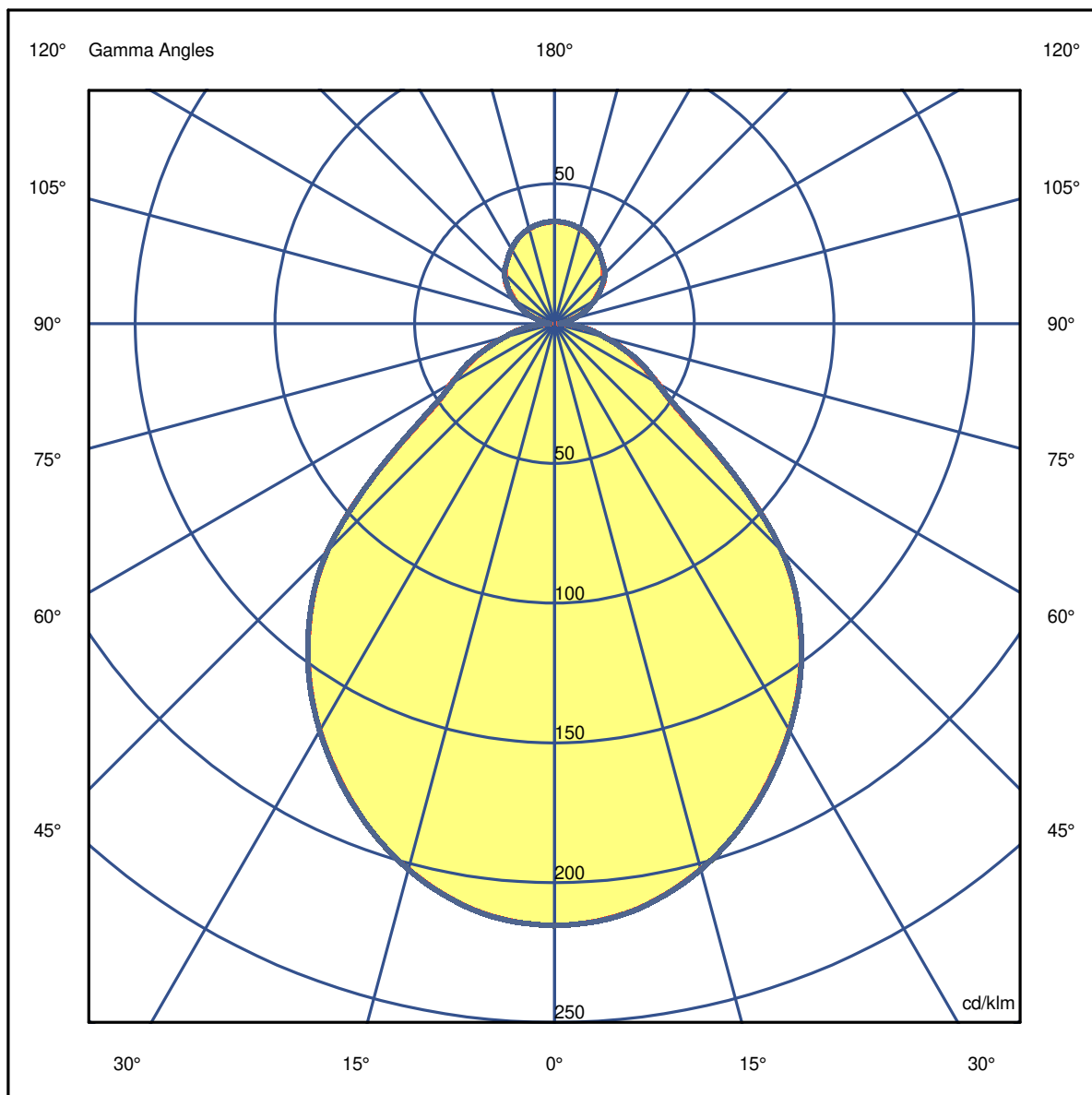
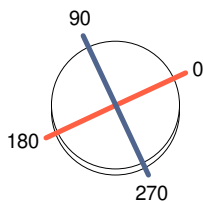
Name CONCEPT O 65 D/I D0900 GCONTROL+ K3 840

Luminaire Flux	6598 lm	Luminaire Power	62.7 W	Efficacy	105.300 lm/W	Efficiency	57.53%
Source Flux	11468 lm	Maximum value	215.40 cd/klm	Position	C=0.00 G=0.00	CG	Double Symmetrical

Diam=900mm

C Halfplanes

180.0 ——— 0.0
270.0 ——— 90.0



Luminaire

Code 90626L900
Name CONCEPT O 65 D/I D0900 GCONTROL+ K3 840

Measurem.

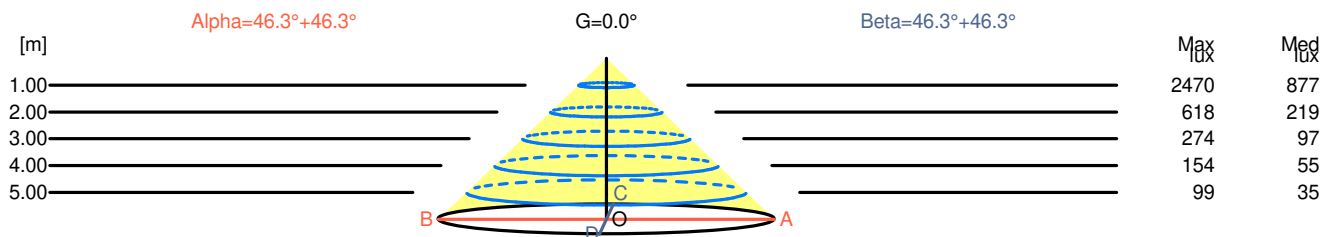
Code 31/7/2023
Name CONCEPT O 65 D/I D0900 GCONTROL+ K3 840

Luminaire Flux	6598 lm	Luminaire Power	62.7 W	Efficacy	105.300 lm/W	Efficiency	57.53%
Source Flux	11468 lm	Maximum value	215.40 cd/klm	Position	C=0.00 G=0.00	CG	Double Symmetrical

Width at 50.00 % of Max Intensity

H[m]	1.00	2.00	3.00	4.00	5.00	H[m]	1.00	2.00	3.00	4.00	5.00
OA	1.04	2.09	3.13	4.18	5.22	OC	1.04	2.09	3.13	4.18	5.22
OB	1.04	2.09	3.13	4.18	5.22	OD	1.04	2.09	3.13	4.18	5.22

	0	5	15	25	35	45	55	65	75	85
OA	2470.21	2451.86	2317.68	2074.56	1756.90	1316.53	622.71	384.18	211.01	69.95
OB	2470.21	2451.86	2317.68	2074.56	1756.90	1316.53	622.71	384.18	211.01	69.95
OC	2470.21	2453.01	2318.83	2076.85	1759.19	1317.67	634.18	396.79	211.01	73.40
OD	2470.21	2453.01	2318.83	2076.85	1759.19	1317.67	634.18	396.79	211.01	73.40



H[m]	D[m]	Max lux	Med lux	Alpha=46.3°+46.3°	G=0.0
1.00	2.09	2470	877		
2.00	4.18	618	219		
3.00	6.27	274	97		
4.00	8.36	154	55		
5.00	10.45	99	35		

H[m]	D[m]	Max lux	Med lux	Beta=46.3°+46.3°	G=0.0
1.00	2.09	2470	877		
2.00	4.18	618	219		
3.00	6.27	274	97		
4.00	8.36	154	55		
5.00	10.45	99	35		

Luminaire

Code 90626L900
Name CONCEPT O 65 D/I D0900 GCONTROL+ K3 840

Measurem.

Code 31/7/2023
Name CONCEPT O 65 D/I D0900 GCONTROL+ K3 840

Luminaire Flux	6598 lm	Luminaire Power	62.7 W	Efficacy	105.300 lm/W	Efficiency	57.53%
Source Flux	11468 lm	Maximum value	215.40 cd/klm	Position	C=0.00 G=0.00	CG	Double Symmetrical

UGR
S = 0.250

Reflectancies										
Ceiling/Cavity	0.7	0.7	0.5	0.5	0.3	0.7	0.7	0.5	0.5	0.3
Walls	0.5	0.3	0.5	0.3	0.3	0.5	0.3	0.5	0.3	0.3
Working Plane	0.2	0.2	0.2	0.2	0.2	0.2	0.2	0.2	0.2	0.2
Room Dimensions	Lateral View					Viewed Endwise				
x=2H y=2H	13.0	14.0	13.5	14.5	15.1	13.2	14.2	13.7	14.7	15.2
x=2H y=3H	13.7	14.6	14.2	15.1	15.7	13.8	14.7	14.4	15.2	15.8
x=2H y=4H	14.0	14.8	14.6	15.4	16.0	14.1	14.9	14.7	15.5	16.1
x=2H y=6H	14.2	15.0	14.9	15.6	16.3	14.3	15.1	14.9	15.7	16.3
x=2H y=8H	14.3	15.1	15.0	15.7	16.3	14.4	15.1	15.0	15.8	16.4
x=2H y=12H	14.4	15.1	15.0	15.7	16.4	14.4	15.1	15.1	15.8	16.4
x=4H y=2H	13.4	14.2	13.9	14.7	15.4	13.5	14.3	14.1	14.9	15.6
x=4H y=3H	14.2	14.9	14.8	15.5	16.2	14.4	15.1	15.0	15.7	16.3
x=4H y=4H	14.6	15.2	15.3	15.9	16.6	14.8	15.4	15.4	16.0	16.8
x=4H y=6H	15.0	15.5	15.7	16.2	17.0	15.1	15.7	15.8	16.3	17.1
x=4H y=8H	15.2	15.6	15.8	16.3	17.1	15.3	15.7	16.0	16.4	17.2
x=4H y=12H	15.2	15.7	15.9	16.3	17.2	15.3	15.8	16.1	16.5	17.3
x=8H y=4H	14.8	15.3	15.5	15.9	16.7	14.9	15.4	15.6	16.1	16.9
x=8H y=6H	15.3	15.7	16.0	16.4	17.2	15.4	15.8	16.1	16.5	17.3
x=8H y=8H	15.5	15.8	16.2	16.5	17.4	15.6	15.9	16.3	16.7	17.5
x=8H y=12H	15.6	15.9	16.4	16.7	17.5	15.7	16.0	16.5	16.8	17.6
x=12H y=4H	14.8	15.2	15.5	15.9	16.7	14.9	15.3	15.6	16.0	16.8
x=12H y=6H	15.3	15.6	16.0	16.4	17.2	15.4	15.8	16.2	16.5	17.3
x=12H y=8H	15.5	15.8	16.3	16.6	17.4	15.6	15.9	16.4	16.7	17.5

Luminaire

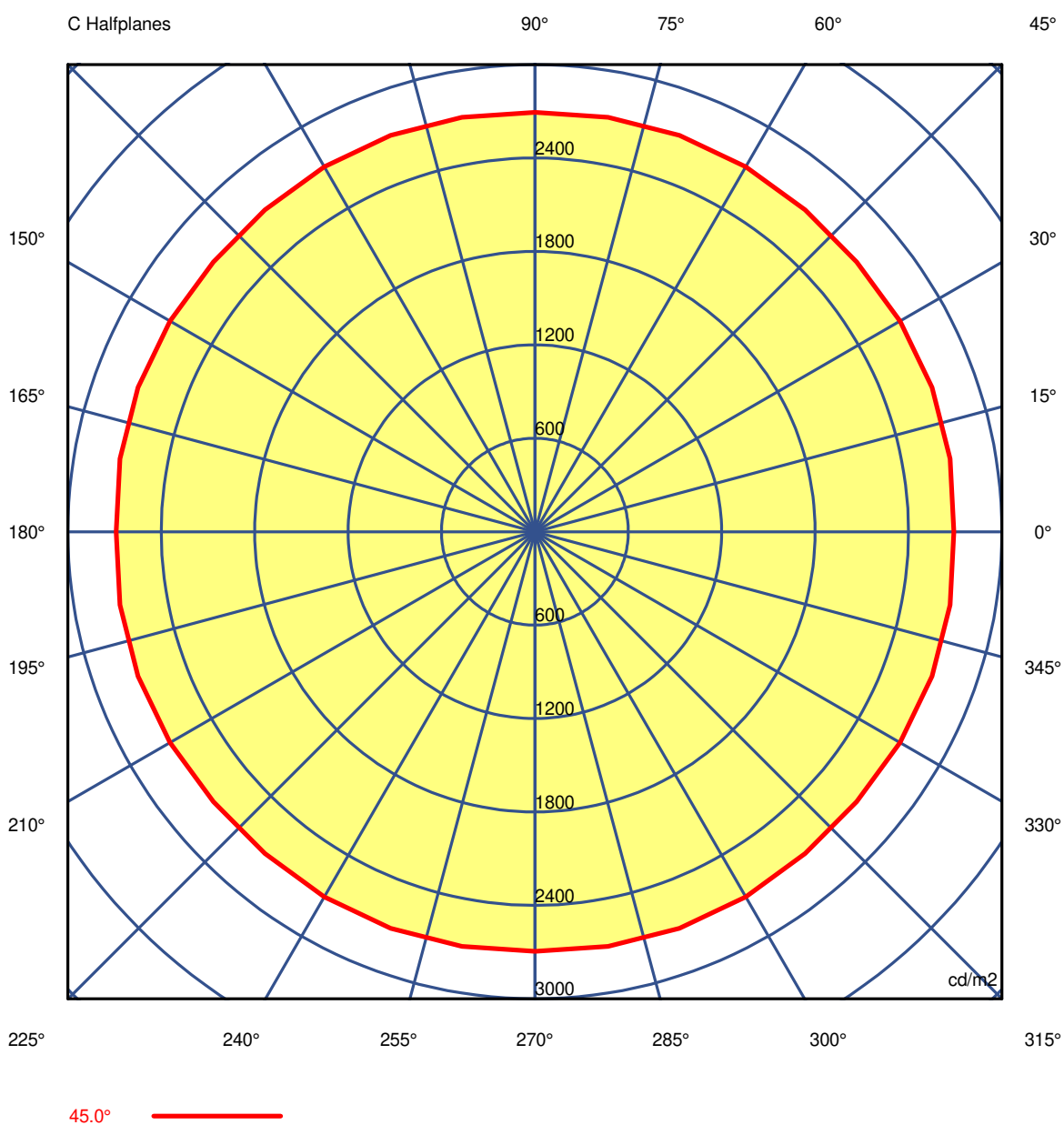
Code 90626L900
Name CONCEPT O 65 D/I D0900 GCONTROL+ K3 840

Measurem.

Code 31/7/2023
Name CONCEPT O 65 D/I D0900 GCONTROL+ K3 840

Luminaire Flux	6598 lm	Luminaire Power	62.7 W	Efficacy	105.300 lm/W	Efficiency	57.53%
Source Flux	11468 lm	Maximum value	215.40 cd/klm	Position	C=0.00 G=0.00	CG Double Symmetrical	

Luminance



Luminaire

Code 90626L900

Name CONCEPT O 65 D/I D0900 GCONTROL+ K3 840

Measurem.

Code 31/7/2023

Name CONCEPT O 65 D/I D0900 GCONTROL+ K3 840

Luminaire Flux	6598 lm		Luminaire Power		62.7 W		Efficacy		105.300 lm/W		Efficiency		57.53%	
Source Flux	11468 lm		Maximum value		215.40 cd/klm		Position		C=0.00 G=0.00		CG		Double Symmetrical	
Luminance cd/m2 Table 1/3														
	C 0.00	C 10.00	C 20.00	C 30.00	C 40.00	C 50.00	C 60.00	C 70.00	C 80.00	C 90.00	C 100.00	C 110.00	C 120.00	
G 0.0	4007	4007	4007	4007	4007	4007	4007	4007	4007	4007	4007	4007	4007	
G 5.0	3950	3951	3952	3952	3950	3950	3952	3952	3952	3952	3952	3952	3952	
G 10.0	3870	3870	3871	3872	3870	3870	3872	3872	3872	3872	3872	3872	3872	
G 15.0	3768	3766	3769	3774	3774	3775	3776	3774	3771	3770	3771	3774	3776	
G 20.0	3650	3650	3652	3658	3664	3665	3662	3658	3654	3650	3654	3658	3662	
G 25.0	3513	3513	3516	3522	3530	3532	3528	3521	3518	3517	3518	3521	3528	
G 30.0	3371	3368	3365	3363	3367	3369	3369	3370	3371	3373	3371	3370	3369	
G 35.0	3205	3202	3195	3184	3181	3182	3186	3194	3202	3209	3202	3194	3186	
G 40.0	2997	2996	2992	2982	2973	2972	2980	2989	2996	3000	2996	2989	2980	
G 45.0	2691	2707	2713	2708	2698	2698	2708	2710	2704	2693	2704	2710	2708	
G 50.0	2107	2152	2236	2321	2326	2339	2357	2311	2219	2109	2219	2311	2357	
G 55.0	1499	1554	1750	1972	1968	1992	2043	1893	1688	1527	1688	1893	2043	
G 60.0	1311	1340	1452	1630	1592	1633	1726	1531	1336	1293	1336	1531	1726	
G 65.0	1168	1111	1175	1290	1293	1341	1395	1210	1105	1207	1105	1210	1395	
G 70.0	1059	1032	1040	1075	1105	1172	1197	1060	984	1055	984	1060	1197	
G 75.0	908	931	926	913	941	998	1027	971	918	908	918	971	1027	
G 80.0	823	820	810	797	797	815	829	808	796	810	796	808	829	
G 85.0	543	588	592	561	538	538	561	590	594	570	594	590	561	
G 90.0	259	289	319	320	272	269	289	231	231	335	231	231	289	

Luminaire

Code 90626L900

Name CONCEPT O 65 D/I D0900 GCONTROL+ K3 840

Measurem.

Code 31/7/2023

Name CONCEPT O 65 D/I D0900 GCONTROL+ K3 840

Luminaire Flux	6598 lm		Luminaire Power		62.7 W		Efficacy		105.300 lm/W		Efficiency		57.53%	
Source Flux	11468 lm		Maximum value		215.40 cd/klm		Position		C=0.00 G=0.00		CG		Double Symmetrical	
Luminance cd/m2														
Table 2/3														
	C 130.00	C 140.00	C 150.00	C 160.00	C 170.00	C 180.00	C 190.00	C 200.00	C 210.00	C 220.00	C 230.00	C 240.00	C 250.00	
G 0.0	4007	4007	4007	4007	4007	4007	4007	4007	4007	4007	4007	4007	4007	
G 5.0	3950	3950	3952	3952	3951	3950	3951	3952	3952	3950	3950	3952	3952	
G 10.0	3870	3870	3872	3871	3870	3870	3870	3871	3872	3870	3870	3872	3872	
G 15.0	3775	3774	3774	3769	3766	3768	3766	3769	3774	3774	3775	3776	3774	
G 20.0	3665	3664	3658	3652	3650	3650	3650	3652	3658	3664	3665	3662	3658	
G 25.0	3532	3530	3522	3516	3513	3513	3513	3516	3522	3530	3532	3528	3521	
G 30.0	3369	3367	3363	3365	3368	3371	3368	3365	3363	3367	3369	3369	3370	
G 35.0	3182	3181	3184	3195	3202	3205	3202	3195	3184	3181	3182	3186	3194	
G 40.0	2972	2973	2982	2992	2996	2997	2996	2992	2982	2973	2972	2980	2989	
G 45.0	2698	2698	2708	2713	2707	2691	2707	2713	2708	2698	2698	2708	2710	
G 50.0	2339	2326	2321	2236	2152	2107	2152	2236	2321	2326	2339	2357	2311	
G 55.0	1992	1968	1972	1750	1554	1499	1554	1750	1972	1968	1992	2043	1893	
G 60.0	1633	1592	1630	1452	1340	1311	1340	1452	1630	1592	1633	1726	1531	
G 65.0	1341	1293	1290	1175	1111	1168	1111	1175	1290	1293	1341	1395	1210	
G 70.0	1172	1105	1075	1040	1032	1059	1032	1040	1075	1105	1172	1197	1060	
G 75.0	998	941	913	926	931	908	931	926	913	941	998	1027	971	
G 80.0	815	797	797	810	820	823	820	810	797	797	815	829	808	
G 85.0	538	538	561	592	588	543	588	592	561	538	538	561	590	
G 90.0	269	272	320	319	289	259	289	319	320	272	269	289	231	

Luminaire

Code 90626L900

Name CONCEPT O 65 D/I D0900 GCONTROL+ K3 840

Measurem.

Code 31/7/2023

Name CONCEPT O 65 D/I D0900 GCONTROL+ K3 840

Luminaire Flux	6598 lm	Luminaire Power	62.7 W	Efficacy	105.300 lm/W	Efficiency	57.53%
Source Flux	11468 lm	Maximum value	215.40 cd/klm	Position	C=0.00 G=0.00	CG	Double Symmetrical

Luminance cd/m2 Table 3/3

	C 260.00	C 270.00	C 280.00	C 290.00	C 300.00	C 310.00	C 320.00	C 330.00	C 340.00	C 350.00
G 0.0	4007	4007	4007	4007	4007	4007	4007	4007	4007	4007
G 5.0	3952	3952	3952	3952	3952	3950	3950	3952	3952	3951
G 10.0	3872	3872	3872	3872	3872	3870	3870	3872	3871	3870
G 15.0	3771	3770	3771	3774	3776	3775	3774	3774	3769	3766
G 20.0	3654	3650	3654	3658	3662	3665	3664	3658	3652	3650
G 25.0	3518	3517	3518	3521	3528	3532	3530	3522	3516	3513
G 30.0	3371	3373	3371	3370	3369	3369	3367	3363	3365	3368
G 35.0	3202	3209	3202	3194	3186	3182	3181	3184	3195	3202
G 40.0	2996	3000	2996	2989	2980	2972	2973	2982	2992	2996
G 45.0	2704	2693	2704	2710	2708	2698	2698	2708	2713	2707
G 50.0	2219	2109	2219	2311	2357	2339	2326	2321	2236	2152
G 55.0	1688	1527	1688	1893	2043	1992	1968	1972	1750	1554
G 60.0	1336	1293	1336	1531	1726	1633	1592	1630	1452	1340
G 65.0	1105	1207	1105	1210	1395	1341	1293	1290	1175	1111
G 70.0	984	1055	984	1060	1197	1172	1105	1075	1040	1032
G 75.0	918	908	918	971	1027	998	941	913	926	931
G 80.0	796	810	796	808	829	815	797	797	810	820
G 85.0	594	570	594	590	561	538	538	561	592	588
G 90.0	231	335	231	231	289	269	272	320	319	289