

**Luminaire**

Code 90628L400

Name ROFY 85 D0400 LIGHT+ 840 LO

**Measurem.**

Code 4/8/2023

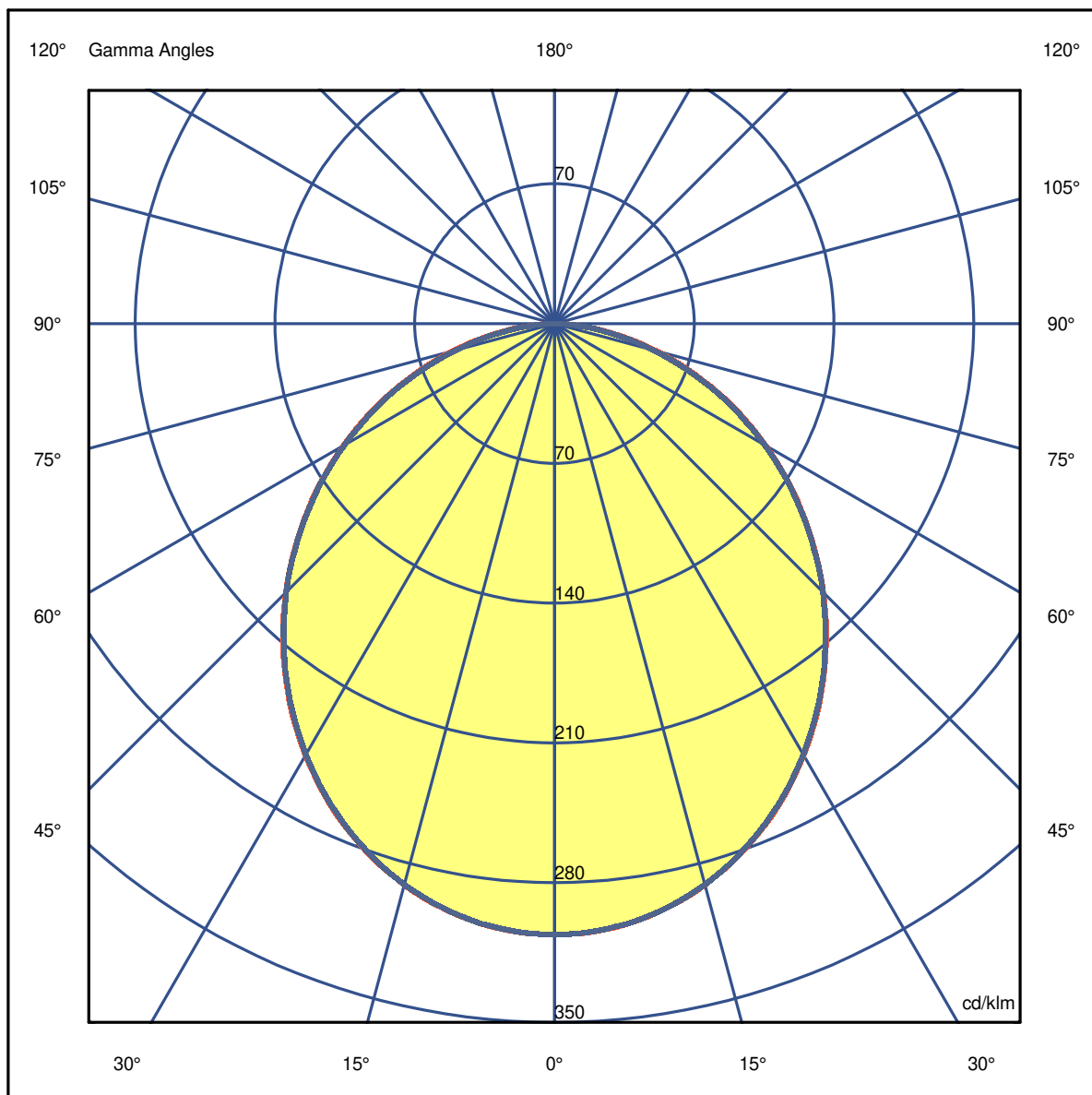
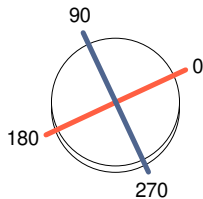
Name ROFY 85 D0400 LIGHT+ 840 LO

Luminaire Flux	2420 lm	Luminaire Power	16.5 W	Efficacy	146.927 lm/W	Efficiency	82.03%
Source Flux	2950 lm	Maximum value	305.90 cd/klm	Position	C=0.00 G=0.00	CG	Double Symmetrical

Diam=400mm

C Halfplanes

180.0 ————— 0.0  
270.0 ————— 90.0



## Luminaire

Code 90628L400  
Name ROFY 85 D0400 LIGHT+ 840 LO

**Measur.**

Code 4/8/2023  
Name ROFY 85 D0400 LIGHT+ 840 LO

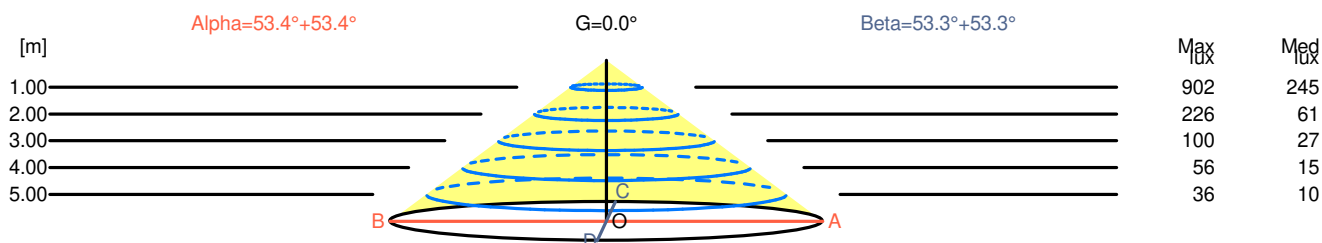
Luminaire Flux	2420 lm	Luminaire Power	16.5 W	Efficacy	146.927 lm/W	Efficiency	82.03%
Source Flux	2950 lm	Maximum value	305.90 cd/klm	Position	C=0.00 G=0.00	CG	Double Symmetrical


Width at 50.00 % of Max Intensity


H[m]	1.00	2.00	3.00	4.00	5.00	H[m]	1.00	2.00	3.00	4.00	5.00
OA	1.34	2.69	4.03	5.38	6.72	OC	1.34	2.68	4.02	5.36	6.70
OB	1.34	2.69	4.03	5.38	6.72	OD	1.34	2.68	4.02	5.36	6.70

Luminous Intensities [ cd/klm]

	0	5	15	25	35	45	55	65	75	85
OA	902.40	897.69	858.45	784.11	682.63	561.68	429.23	291.17	154.88	38.06
OB	902.40	897.69	858.45	784.11	682.63	561.68	429.23	291.17	154.88	38.06
OC	902.40	897.10	858.15	783.23	681.16	560.50	427.46	288.22	150.45	34.81
OD	902.40	897.10	858.15	783.23	681.16	560.50	427.46	288.22	150.45	34.81



H[m]	D[m]	Max lux	Med lux	Alpha=53.4°+53.4°	G=0.0	
1.00	2.69	902	245			
2.00	5.38	226	61			
3.00	8.07	100	27			
4.00	10.76	56	15			
5.00	13.45	36	10			

H[m]	D[m]	Max lux	Med lux	Beta=53.3°+53.3°	G=0.0	
1.00	2.68	902	245			
2.00	5.36	226	61			
3.00	8.04	100	27			
4.00	10.72	56	15			
5.00	13.39	36	10			

**Luminaire**

Code 90628L400

Name ROFY 85 D0400 LIGHT+ 840 LO

**Measurement**

Code 4/8/2023

Name ROFY 85 D0400 LIGHT+ 840 LO

Luminaire Flux	2420 lm	Luminaire Power	16.5 W	Efficacy	146.927 lm/W	Efficiency	82.03%
Source Flux	2950 lm	Maximum value	305.90 cd/klm	Position	C=0.00 G=0.00	CG	Double Symmetrical

**UGR**  
S = 0.250

Reflectancies										
Ceiling/Cavity	0.7	0.7	0.5	0.5	0.3	0.7	0.7	0.5	0.5	0.3
Walls	0.5	0.3	0.5	0.3	0.3	0.5	0.3	0.5	0.3	0.3
Working Plane	0.2	0.2	0.2	0.2	0.2	0.2	0.2	0.2	0.2	0.2
Room Dimensions										
Lateral View					Viewed Endwise					
x=2H y=2H	17.9	19.2	18.2	19.5	19.7	17.9	19.2	18.2	19.5	19.7
x=2H y=3H	19.2	20.4	19.5	20.7	20.9	19.2	20.4	19.5	20.6	20.9
x=2H y=4H	19.7	20.8	20.0	21.1	21.4	19.6	20.7	20.0	21.0	21.3
x=2H y=6H	19.9	21.0	20.3	21.3	21.6	19.9	20.9	20.2	21.2	21.5
x=2H y=8H	20.0	21.0	20.4	21.3	21.6	19.9	20.9	20.3	21.2	21.6
x=2H y=12H	20.0	21.0	20.4	21.3	21.6	19.9	20.9	20.3	21.2	21.5
x=4H y=2H	18.5	19.6	18.9	19.9	20.2	18.5	19.6	18.8	19.9	20.2
x=4H y=3H	20.0	20.9	20.3	21.2	21.6	19.9	20.9	20.3	21.2	21.5
x=4H y=4H	20.5	21.4	20.9	21.7	22.1	20.5	21.3	20.9	21.7	22.0
x=4H y=6H	20.9	21.6	21.3	22.0	22.4	20.8	21.6	21.2	21.9	22.3
x=4H y=8H	21.0	21.7	21.4	22.1	22.5	20.9	21.6	21.3	22.0	22.4
x=4H y=12H	21.0	21.7	21.5	22.1	22.5	20.9	21.6	21.4	22.0	22.4
x=8H y=4H	20.7	21.4	21.2	21.8	22.2	20.7	21.4	21.1	21.8	22.2
x=8H y=6H	21.2	21.8	21.7	22.2	22.7	21.1	21.7	21.6	22.1	22.6
x=8H y=8H	21.4	21.8	21.8	22.3	22.8	21.3	21.8	21.7	22.2	22.7
x=8H y=12H	21.4	21.8	21.9	22.3	22.8	21.3	21.7	21.8	22.2	22.7
x=12H y=4H	20.7	21.3	21.2	21.8	22.2	20.7	21.3	21.1	21.7	22.1
x=12H y=6H	21.2	21.7	21.7	22.2	22.6	21.2	21.7	21.6	22.1	22.6
x=12H y=8H	21.4	21.8	21.9	22.3	22.8	21.3	21.7	21.8	22.2	22.7

**Luminaire**

Code 90628L400

Name ROFY 85 D0400 LIGHT+ 840 LO

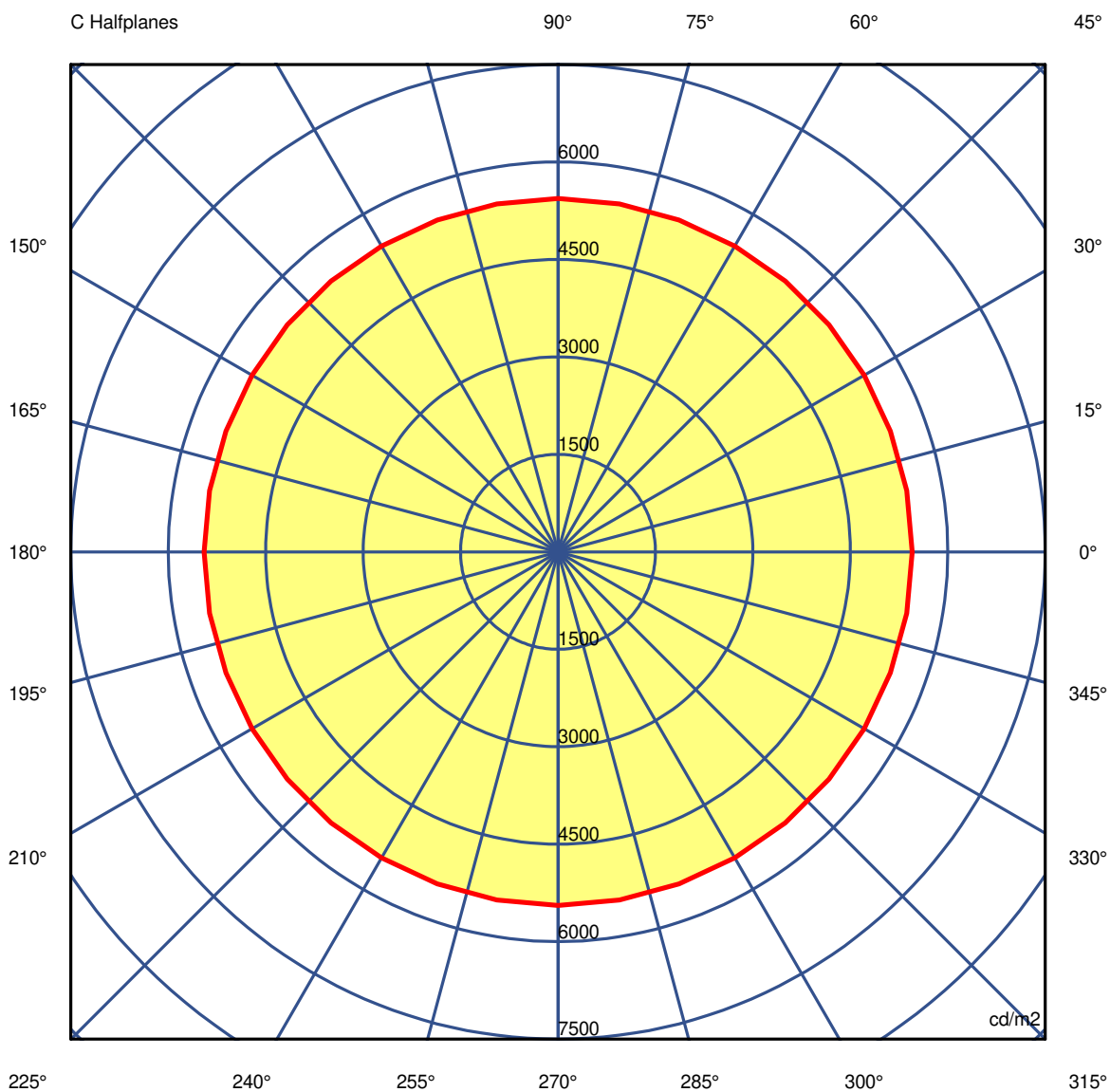
**Measurem.**

Code 4/8/2023

Name ROFY 85 D0400 LIGHT+ 840 LO

Luminaire Flux	2420 lm	Luminaire Power	16.5 W	Efficacy	146.927 lm/W	Efficiency	82.03%
Source Flux	2950 lm	Maximum value	305.90 cd/klm	Position	C=0.00 G=0.00	CG Double Symmetrical	

Luminance



45.0°

**Luminaire**

Code 90628L400

Name ROFY 85 D0400 LIGHT+ 840 LO

**Measurement**

Code 4/8/2023

Name ROFY 85 D0400 LIGHT+ 840 LO

Luminaire Flux	2420 lm		Luminaire Power		16.5 W		Efficacy		146.927 lm/W		Efficiency		82.03%	
Source Flux	2950 lm		Maximum value		305.90 cd/klm		Position		C=0.00 G=0.00		CG		Double Symmetrical	
Luminance cd/m2														
Table 1/3														
	C 0.00	C 10.00	C 20.00	C 30.00	C 40.00	C 50.00	C 60.00	C 70.00	C 80.00	C 90.00	C 100.00	C 110.00	C 120.00	
G 0.0	7957	7957	7957	7957	7957	7957	7957	7957	7957	7957	7957	7957	7957	
G 5.0	7752	7751	7748	7745	7748	7750	7750	7752	7752	7747	7752	7752	7750	
G 10.0	7525	7524	7520	7517	7520	7524	7525	7521	7520	7522	7520	7521	7525	
G 15.0	7281	7280	7276	7273	7274	7277	7278	7275	7274	7278	7274	7275	7278	
G 20.0	7015	7014	7010	7008	7011	7012	7010	7010	7010	7008	7010	7010	7010	
G 25.0	6734	6731	6727	6724	6728	6729	6727	6724	6725	6727	6725	6724	6727	
G 30.0	6436	6434	6432	6430	6433	6432	6428	6428	6428	6428	6428	6428	6428	
G 35.0	6126	6120	6118	6118	6116	6117	6121	6116	6113	6113	6113	6116	6121	
G 40.0	5791	5791	5790	5788	5788	5786	5783	5785	5785	5780	5785	5785	5783	
G 45.0	5451	5448	5443	5440	5442	5441	5437	5439	5440	5440	5440	5439	5437	
G 50.0	5082	5080	5077	5076	5076	5076	5076	5074	5073	5073	5073	5074	5076	
G 55.0	4691	4688	4686	4684	4682	4680	4678	4678	4676	4671	4676	4678	4678	
G 60.0	4254	4249	4245	4243	4243	4241	4236	4234	4232	4229	4232	4234	4236	
G 65.0	3771	3764	3755	3748	3748	3745	3737	3733	3733	3733	3733	3733	3737	
G 70.0	3209	3199	3194	3191	3187	3177	3166	3159	3157	3157	3157	3159	3166	
G 75.0	2558	2551	2544	2533	2520	2510	2504	2494	2487	2485	2487	2494	2504	
G 80.0	1799	1796	1787	1770	1750	1734	1724	1720	1717	1713	1717	1720	1724	
G 85.0	905	905	902	898	869	847	842	837	832	828	832	837	842	
G 90.0	110	110	110	110	110	110	110	110	110	110	110	110	110	

**Luminaire**

Code 90628L400

Name ROFY 85 D0400 LIGHT+ 840 LO

**Measurement.**

Code 4/8/2023

Name ROFY 85 D0400 LIGHT+ 840 LO

Luminaire Flux	2420 lm		Luminaire Power		16.5 W		Efficacy		146.927 lm/W		Efficiency		82.03%	
Source Flux	2950 lm		Maximum value		305.90 cd/klm		Position		C=0.00 G=0.00		CG		Double Symmetrical	
Luminance cd/m2														
Table 2/3														
	C 130.00	C 140.00	C 150.00	C 160.00	C 170.00	C 180.00	C 190.00	C 200.00	C 210.00	C 220.00	C 230.00	C 240.00	C 250.00	
G 0.0	7957	7957	7957	7957	7957	7957	7957	7957	7957	7957	7957	7957	7957	
G 5.0	7750	7748	7745	7748	7751	7752	7751	7748	7745	7748	7750	7750	7752	
G 10.0	7524	7520	7517	7520	7524	7525	7524	7520	7517	7520	7524	7525	7521	
G 15.0	7277	7274	7273	7276	7280	7281	7280	7276	7273	7274	7277	7278	7275	
G 20.0	7012	7011	7008	7010	7014	7015	7014	7010	7008	7011	7012	7010	7010	
G 25.0	6729	6728	6724	6727	6731	6734	6731	6727	6724	6728	6729	6727	6724	
G 30.0	6432	6433	6430	6432	6434	6436	6434	6432	6430	6433	6432	6428	6428	
G 35.0	6117	6116	6118	6118	6120	6126	6120	6118	6118	6116	6117	6121	6116	
G 40.0	5786	5788	5788	5790	5791	5791	5791	5790	5788	5788	5786	5783	5785	
G 45.0	5441	5442	5440	5443	5448	5451	5448	5443	5440	5442	5441	5437	5439	
G 50.0	5076	5076	5076	5077	5080	5082	5080	5077	5076	5076	5076	5076	5074	
G 55.0	4680	4682	4684	4686	4688	4691	4688	4686	4684	4682	4680	4678	4678	
G 60.0	4241	4243	4243	4245	4249	4254	4249	4245	4243	4243	4241	4236	4234	
G 65.0	3745	3748	3748	3755	3764	3771	3764	3755	3748	3748	3745	3737	3733	
G 70.0	3177	3187	3191	3194	3199	3209	3199	3194	3191	3187	3177	3166	3159	
G 75.0	2510	2520	2533	2544	2551	2558	2551	2544	2533	2520	2510	2504	2494	
G 80.0	1734	1750	1770	1787	1796	1799	1796	1787	1770	1750	1734	1724	1720	
G 85.0	847	869	898	902	905	905	905	902	898	869	847	842	837	
G 90.0	110	110	110	110	110	110	110	110	110	110	110	110	110	

**Luminaire**

Code 90628L400

Name ROFY 85 D0400 LIGHT+ 840 LO

**Measurem.**

Code 4/8/2023

Name ROFY 85 D0400 LIGHT+ 840 LO

Luminaire Flux	2420 lm	Luminaire Power	16.5 W	Efficacy	146.927 lm/W	Efficiency	82.03%
Source Flux	2950 lm	Maximum value	305.90 cd/klm	Position	C=0.00 G=0.00	CG	Double Symmetrical

**Luminance cd/m2 Table 3/3**

	C 260.00	C 270.00	C 280.00	C 290.00	C 300.00	C 310.00	C 320.00	C 330.00	C 340.00	C 350.00
G 0.0	7957	7957	7957	7957	7957	7957	7957	7957	7957	7957
G 5.0	7752	7747	7752	7752	7750	7750	7748	7745	7748	7751
G 10.0	7520	7522	7520	7521	7525	7524	7520	7517	7520	7524
G 15.0	7274	7278	7274	7275	7278	7277	7274	7273	7276	7280
G 20.0	7010	7008	7010	7010	7010	7012	7011	7008	7010	7014
G 25.0	6725	6727	6725	6724	6727	6729	6728	6724	6727	6731
G 30.0	6428	6428	6428	6428	6428	6432	6433	6430	6432	6434
G 35.0	6113	6113	6113	6116	6121	6117	6116	6118	6118	6120
G 40.0	5785	5780	5785	5785	5783	5786	5788	5788	5790	5791
G 45.0	5440	5440	5440	5439	5437	5441	5442	5440	5443	5448
G 50.0	5073	5073	5073	5074	5076	5076	5076	5076	5077	5080
G 55.0	4676	4671	4676	4678	4678	4680	4682	4684	4686	4688
G 60.0	4232	4229	4232	4234	4236	4241	4243	4243	4245	4249
G 65.0	3733	3733	3733	3733	3737	3745	3748	3748	3755	3764
G 70.0	3157	3157	3157	3159	3166	3177	3187	3191	3194	3199
G 75.0	2487	2485	2487	2494	2504	2510	2520	2533	2544	2551
G 80.0	1717	1713	1717	1720	1724	1734	1750	1770	1787	1796
G 85.0	832	828	832	837	842	847	869	898	902	905
G 90.0	110	110	110	110	110	110	110	110	110	110