

Luminaire

Code 90628L900

Name ROFY 85 D0900 LIGHT+ K3 830 LO

Measurem.

Code 4/8/2023

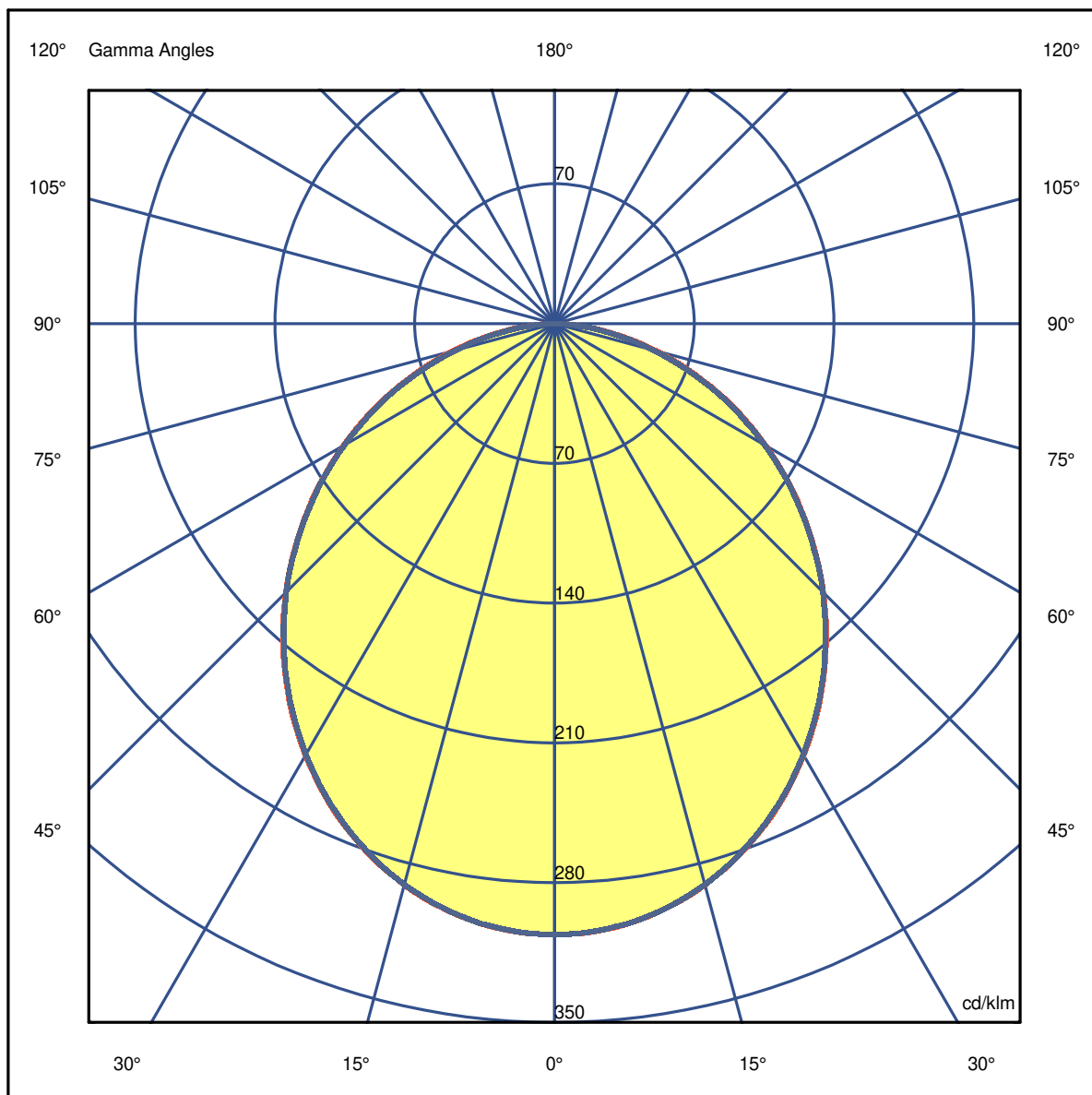
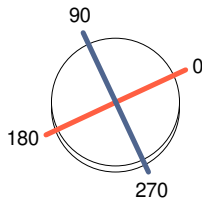
Name ROFY 85 D0900 LIGHT+ K3 830 LO

Luminaire Flux	8121 lm	Luminaire Power	53.3 W	Efficacy	152.307 lm/W	Efficiency	82.03%
Source Flux	9900 lm	Maximum value	305.90 cd/klm	Position	C=0.00 G=0.00	CG	Double Symmetrical

Diam=900mm

C Halfplanes

180.0 ————— 0.0
270.0 ————— 90.0



Luminaire

Code 90628L900

Name ROFY 85 D0900 LIGHT+ K3 830 LO

Measurem.

Code 4/8/2023

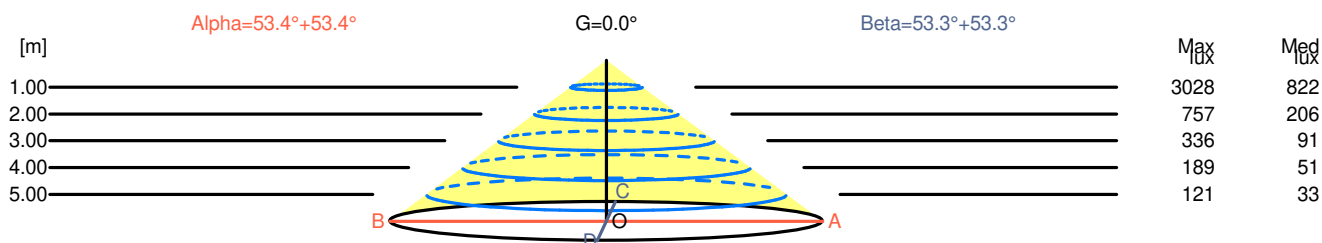
Name ROFY 85 D0900 LIGHT+ K3 830 LO

Luminaire Flux	8121 lm	Luminaire Power	53.3 W	Efficacy	152.307 lm/W	Efficiency	82.03%
Source Flux	9900 lm	Maximum value	305.90 cd/klm	Position	C=0.00 G=0.00	CG	Double Symmetrical

Width at 50.00 % of Max Intensity

H[m]	1.00	2.00	3.00	4.00	5.00	H[m]	1.00	2.00	3.00	4.00	5.00
OA	1.34	2.69	4.03	5.38	6.72	OC	1.34	2.68	4.02	5.36	6.70
OB	1.34	2.69	4.03	5.38	6.72	OD	1.34	2.68	4.02	5.36	6.70

	0	5	15	25	35	45	55	65	75	85
OA	3028.41	3012.57	2880.90	2631.42	2290.86	1884.96	1440.45	977.13	519.75	127.71
OB	3028.41	3012.57	2880.90	2631.42	2290.86	1884.96	1440.45	977.13	519.75	127.71
OC	3028.41	3010.59	2879.91	2628.45	2285.91	1881.00	1434.51	967.23	504.90	116.82
OD	3028.41	3010.59	2879.91	2628.45	2285.91	1881.00	1434.51	967.23	504.90	116.82



H[m]	D[m]	Max lux	Med lux	Alpha=53.4°+53.4°	G=0.0
1.00	2.69	3028	822		
2.00	5.38	757	206		
3.00	8.07	336	91		
4.00	10.76	189	51		
5.00	13.45	121	33		

H[m]	D[m]	Max lux	Med lux	Beta=53.3°+53.3°	G=0.0
1.00	2.68	3028	822		
2.00	5.36	757	206		
3.00	8.04	336	91		
4.00	10.72	189	51		
5.00	13.39	121	33		

Luminaire

Code 90628L900

Name ROFY 85 D0900 LIGHT+ K3 830 LO

Measurem.

Code 4/8/2023

Name ROFY 85 D0900 LIGHT+ K3 830 LO

Luminaire Flux	8121 lm	Luminaire Power	53.3 W	Efficacy	152.307 lm/W	Efficiency	82.03%
Source Flux	9900 lm	Maximum value	305.90 cd/klm	Position	C=0.00 G=0.00	CG	Double Symmetrical

UGR
S = 0.250

Reflectancies										
Ceiling/Cavity	0.7	0.7	0.5	0.5	0.3	0.7	0.7	0.5	0.5	0.3
Walls	0.5	0.3	0.5	0.3	0.3	0.5	0.3	0.5	0.3	0.3
Working Plane	0.2	0.2	0.2	0.2	0.2	0.2	0.2	0.2	0.2	0.2
Room Dimensions	Lateral View					Viewed Endwise				
x=2H y=2H	16.9	18.2	17.2	18.5	18.7	16.9	18.2	17.2	18.4	18.7
x=2H y=3H	18.3	19.5	18.6	19.8	20.0	18.3	19.5	18.6	19.7	20.0
x=2H y=4H	18.8	20.0	19.2	20.2	20.5	18.8	19.9	19.1	20.2	20.5
x=2H y=6H	19.2	20.2	19.5	20.5	20.8	19.1	20.1	19.4	20.4	20.7
x=2H y=8H	19.3	20.2	19.6	20.6	20.9	19.2	20.2	19.5	20.5	20.8
x=2H y=12H	19.3	20.2	19.7	20.6	20.9	19.2	20.1	19.6	20.5	20.8
x=4H y=2H	17.6	18.7	17.9	19.0	19.2	17.5	18.7	17.9	18.9	19.2
x=4H y=3H	19.1	20.1	19.5	20.4	20.7	19.1	20.0	19.4	20.3	20.7
x=4H y=4H	19.7	20.6	20.1	20.9	21.3	19.7	20.5	20.1	20.9	21.2
x=4H y=6H	20.2	20.9	20.6	21.3	21.7	20.1	20.8	20.5	21.2	21.6
x=4H y=8H	20.3	21.0	20.8	21.4	21.8	20.2	20.9	20.7	21.3	21.7
x=4H y=12H	20.4	21.0	20.8	21.4	21.8	20.3	20.9	20.7	21.3	21.7
x=8H y=4H	20.0	20.7	20.4	21.1	21.5	19.9	20.6	20.4	21.0	21.4
x=8H y=6H	20.5	21.1	21.0	21.5	22.0	20.5	21.0	20.9	21.4	21.9
x=8H y=8H	20.7	21.2	21.2	21.7	22.1	20.6	21.1	21.1	21.6	22.0
x=8H y=12H	20.8	21.2	21.3	21.7	22.2	20.7	21.1	21.2	21.6	22.1
x=12H y=4H	20.0	20.6	20.4	21.0	21.4	19.9	20.6	20.4	21.0	21.4
x=12H y=6H	20.6	21.1	21.1	21.5	22.0	20.5	21.0	21.0	21.4	21.9
x=12H y=8H	20.8	21.2	21.3	21.7	22.2	20.7	21.1	21.2	21.6	22.1

Luminaire

Code 90628L900

Name ROFY 85 D0900 LIGHT+ K3 830 LO

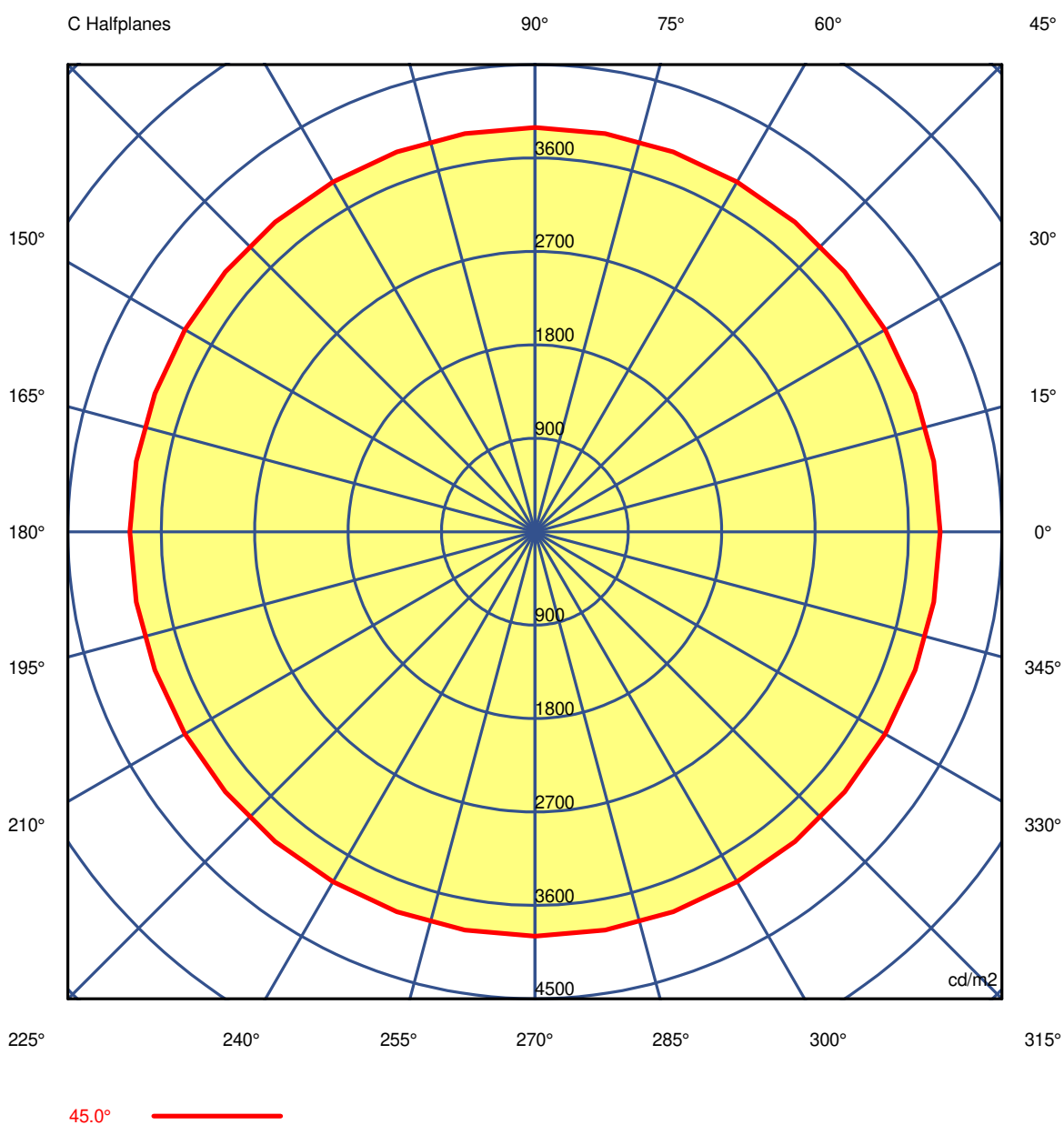
Measurem.

Code 4/8/2023

Name ROFY 85 D0900 LIGHT+ K3 830 LO

Luminaire Flux	8121 lm	Luminaire Power	53.3 W	Efficacy	152.307 lm/W	Efficiency	82.03%
Source Flux	9900 lm	Maximum value	305.90 cd/klm	Position	C=0.00 G=0.00	CG Double Symmetrical	

Luminance



Luminaire

Code 90628L900

Name ROFY 85 D0900 LIGHT+ K3 830 LO

Measurement

Code 4/8/2023

Name ROFY 85 D0900 LIGHT+ K3 830 LO

Luminaire Flux	8121 lm		Luminaire Power		53.3 W		Efficacy		152.307 lm/W		Efficiency		82.03%	
Source Flux	9900 lm		Maximum value		305.90 cd/klm		Position		C=0.00 G=0.00		CG		Double Symmetrical	
Luminance cd/m2														
Table 1/3														
	C 0.00	C 10.00	C 20.00	C 30.00	C 40.00	C 50.00	C 60.00	C 70.00	C 80.00	C 90.00	C 100.00	C 110.00	C 120.00	
G 0.0	4979	4979	4979	4979	4979	4979	4979	4979	4979	4979	4979	4979	4979	
G 5.0	4919	4918	4916	4914	4916	4918	4918	4919	4919	4916	4919	4919	4918	
G 10.0	4840	4840	4837	4835	4837	4840	4840	4838	4837	4839	4837	4838	4840	
G 15.0	4747	4747	4744	4742	4743	4745	4746	4743	4743	4746	4743	4743	4746	
G 20.0	4637	4637	4634	4632	4635	4636	4634	4634	4634	4632	4634	4634	4634	
G 25.0	4515	4513	4510	4508	4510	4511	4510	4508	4508	4510	4508	4508	4510	
G 30.0	4379	4378	4376	4375	4377	4376	4373	4373	4373	4373	4373	4373	4373	
G 35.0	4234	4229	4228	4228	4226	4228	4230	4226	4224	4224	4224	4226	4230	
G 40.0	4070	4070	4069	4068	4068	4067	4064	4065	4065	4062	4065	4065	4064	
G 45.0	3903	3900	3897	3895	3896	3896	3893	3894	3895	3895	3895	3894	3893	
G 50.0	3715	3713	3712	3710	3710	3710	3710	3709	3708	3708	3708	3709	3710	
G 55.0	3512	3511	3509	3507	3506	3504	3503	3503	3501	3498	3501	3503	3503	
G 60.0	3277	3273	3270	3269	3269	3267	3263	3261	3260	3258	3260	3261	3263	
G 65.0	3008	3002	2995	2990	2990	2987	2981	2978	2978	2978	2978	2978	2981	
G 70.0	2675	2667	2663	2661	2657	2649	2639	2634	2632	2632	2632	2634	2639	
G 75.0	2263	2258	2251	2241	2229	2221	2216	2207	2200	2198	2200	2207	2216	
G 80.0	1734	1732	1723	1706	1687	1672	1662	1658	1655	1651	1655	1658	1662	
G 85.0	1001	1001	999	994	962	938	932	927	921	916	921	927	932	
G 90.0	159	159	159	159	159	159	159	159	159	159	159	159	159	

Luminaire

Code 90628L900

Name ROFY 85 D0900 LIGHT+ K3 830 LO

Measurement

Code 4/8/2023

Name ROFY 85 D0900 LIGHT+ K3 830 LO

Luminaire Flux		8121 lm		Luminaire Power		53.3 W		Efficacy		152.307 lm/W		Efficiency		82.03%	
Source Flux		9900 lm		Maximum value		305.90 cd/klm		Position		C=0.00 G=0.00		CG		Double Symmetrical	
Luminance cd/m2														Table 2/3	
	C 130.00	C 140.00	C 150.00	C 160.00	C 170.00	C 180.00	C 190.00	C 200.00	C 210.00	C 220.00	C 230.00	C 240.00	C 250.00		
G 0.0	4979	4979	4979	4979	4979	4979	4979	4979	4979	4979	4979	4979	4979	4979	4979
G 5.0	4918	4916	4914	4916	4918	4919	4918	4916	4914	4916	4918	4918	4919	4918	4919
G 10.0	4840	4837	4835	4837	4840	4840	4840	4837	4835	4837	4840	4840	4838	4840	4838
G 15.0	4745	4743	4742	4744	4747	4747	4747	4744	4742	4743	4745	4746	4743	4746	4743
G 20.0	4636	4635	4632	4634	4637	4637	4637	4634	4632	4635	4636	4634	4634	4634	4634
G 25.0	4511	4510	4508	4510	4513	4515	4513	4510	4508	4510	4511	4510	4508	4510	4508
G 30.0	4376	4377	4375	4376	4378	4379	4378	4376	4375	4377	4376	4373	4373	4373	4373
G 35.0	4228	4226	4228	4228	4229	4234	4229	4228	4228	4226	4228	4230	4226	4228	4226
G 40.0	4067	4068	4068	4069	4070	4070	4070	4069	4068	4068	4067	4064	4065	4067	4065
G 45.0	3896	3896	3895	3897	3900	3903	3900	3897	3895	3896	3896	3893	3894	3896	3894
G 50.0	3710	3710	3710	3712	3713	3715	3713	3712	3710	3710	3710	3710	3709	3710	3709
G 55.0	3504	3506	3507	3509	3511	3512	3511	3509	3507	3506	3504	3503	3503	3504	3503
G 60.0	3267	3269	3269	3270	3273	3277	3273	3270	3269	3269	3267	3263	3261	3267	3261
G 65.0	2987	2990	2990	2995	3002	3008	3002	2995	2990	2990	2987	2981	2978	2987	2978
G 70.0	2649	2657	2661	2663	2667	2675	2667	2663	2661	2657	2649	2639	2634	2649	2634
G 75.0	2221	2229	2241	2251	2258	2263	2258	2251	2241	2229	2221	2216	2207	2229	2207
G 80.0	1672	1687	1706	1723	1732	1734	1732	1723	1706	1687	1672	1662	1658	1687	1658
G 85.0	938	962	994	999	1001	1001	1001	999	994	962	938	932	927	962	927
G 90.0	159	159	159	159	159	159	159	159	159	159	159	159	159	159	159

Luminaire

Code 90628L900

Name ROFY 85 D0900 LIGHT+ K3 830 LO

Measurem.

Code 4/8/2023

Name ROFY 85 D0900 LIGHT+ K3 830 LO

Luminaire Flux	8121 lm	Luminaire Power	53.3 W	Efficacy	152.307 lm/W	Efficiency	82.03%
Source Flux	9900 lm	Maximum value	305.90 cd/klm	Position	C=0.00 G=0.00	CG	Double Symmetrical

Luminance cd/m2 Table 3/3

	C 260.00	C 270.00	C 280.00	C 290.00	C 300.00	C 310.00	C 320.00	C 330.00	C 340.00	C 350.00
G 0.0	4979	4979	4979	4979	4979	4979	4979	4979	4979	4979
G 5.0	4919	4916	4919	4919	4918	4918	4916	4914	4916	4918
G 10.0	4837	4839	4837	4838	4840	4840	4837	4835	4837	4840
G 15.0	4743	4746	4743	4743	4746	4745	4743	4742	4744	4747
G 20.0	4634	4632	4634	4634	4634	4636	4635	4632	4634	4637
G 25.0	4508	4510	4508	4508	4510	4511	4510	4508	4510	4513
G 30.0	4373	4373	4373	4373	4373	4376	4377	4375	4376	4378
G 35.0	4224	4224	4224	4226	4230	4228	4226	4228	4228	4229
G 40.0	4065	4062	4065	4065	4064	4067	4068	4068	4069	4070
G 45.0	3895	3895	3895	3894	3893	3896	3896	3895	3897	3900
G 50.0	3708	3708	3708	3709	3710	3710	3710	3710	3712	3713
G 55.0	3501	3498	3501	3503	3503	3504	3506	3507	3509	3511
G 60.0	3260	3258	3260	3261	3263	3267	3269	3269	3270	3273
G 65.0	2978	2978	2978	2978	2981	2987	2990	2990	2995	3002
G 70.0	2632	2632	2632	2634	2639	2649	2657	2661	2663	2667
G 75.0	2200	2198	2200	2207	2216	2221	2229	2241	2251	2258
G 80.0	1655	1651	1655	1658	1662	1672	1687	1706	1723	1732
G 85.0	921	916	921	927	932	938	962	994	999	1001
G 90.0	159	159	159	159	159	159	159	159	159	159