

Luminaire

Code 90628L900

Name ROFY 85 D0900 LIGHT+ 840 LO

Measurem.

Code 4/8/2023

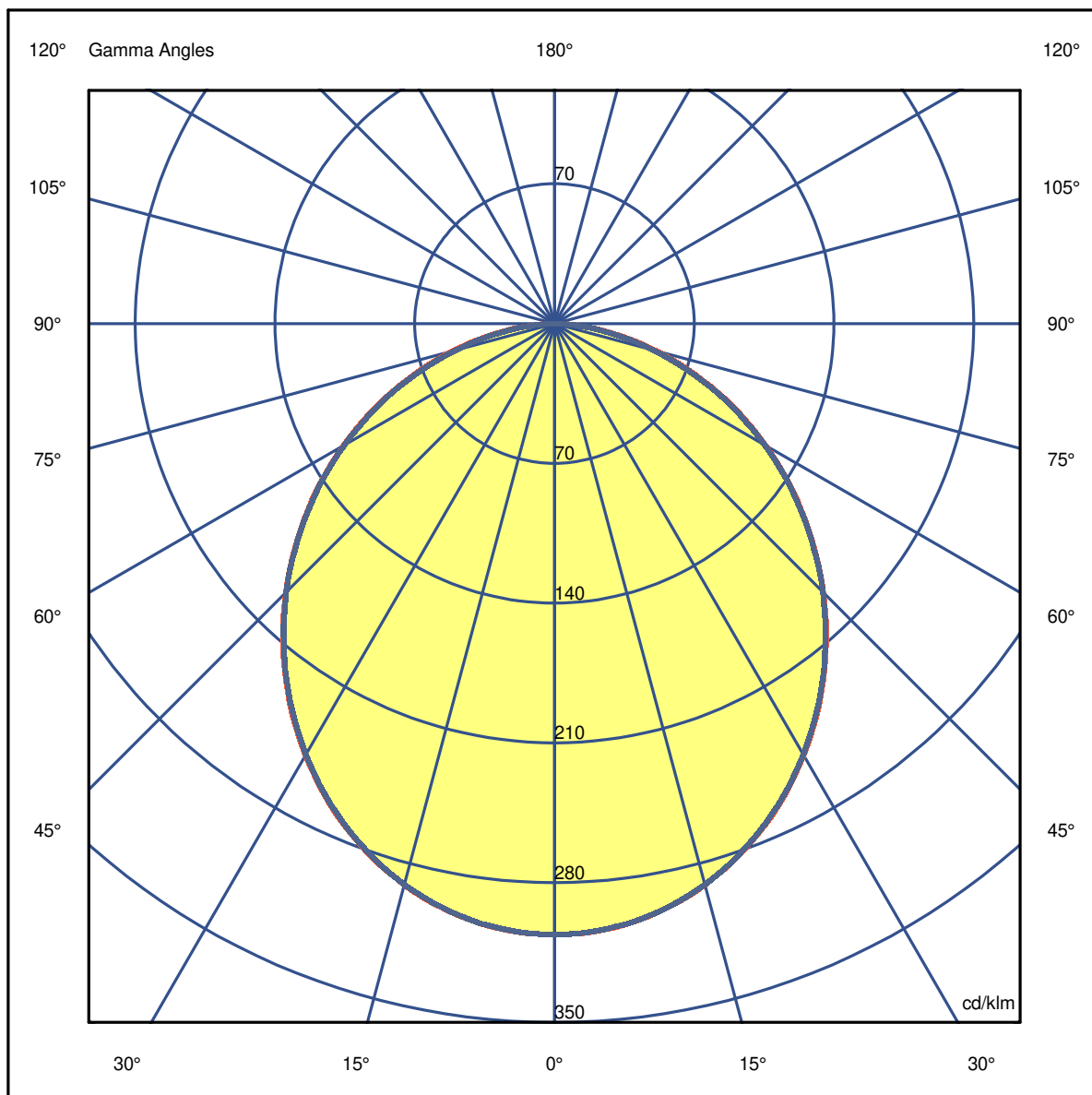
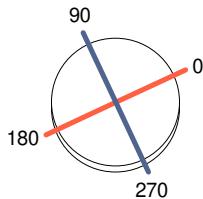
Name ROFY 85 D0900 LIGHT+ 840 LO

Luminaire Flux	8505 lm	Luminaire Power	53.3 W	Efficacy	159.507 lm/W	Efficiency	82.03%
Source Flux	10368 lm	Maximum value	305.90 cd/klm	Position	C=0.00 G=0.00	CG	Double Symmetrical

Diam=900mm

C Halfplanes

180.0 ————— 0.0
270.0 ————— 90.0



[illegible]

Luminaire

Code 90628L900
Name ROFY 85 D0900 LIGHT+ 840 LO

Measurement

Code 4/8/2023
Name ROFY 85 D0900 LIGHT+ 840 LO

Luminaire Flux	8505 lm	Luminaire Power	53.3 W	Efficacy	159.507 lm/W	Efficiency	82.03%
Source Flux	10368 lm	Maximum value	305.90 cd/klm	Position	C=0.00 G=0.00	CG	Double Symmetrical

UGR
S = 0.250

Reflectancies										
Ceiling/Cavity	0.7	0.7	0.5	0.5	0.3	0.7	0.7	0.5	0.5	0.3
Walls	0.5	0.3	0.5	0.3	0.3	0.5	0.3	0.5	0.3	0.3
Working Plane	0.2	0.2	0.2	0.2	0.2	0.2	0.2	0.2	0.2	0.2
Room Dimensions	Lateral View					Viewed Endwise				
x=2H y=2H	17.1	18.4	17.4	18.6	18.9	17.1	18.4	17.4	18.6	18.8
x=2H y=3H	18.5	19.7	18.8	19.9	20.2	18.4	19.6	18.8	19.9	20.2
x=2H y=4H	19.0	20.1	19.3	20.4	20.7	18.9	20.1	19.3	20.3	20.6
x=2H y=6H	19.3	20.4	19.7	20.7	21.0	19.2	20.3	19.6	20.6	20.9
x=2H y=8H	19.4	20.4	19.8	20.7	21.1	19.3	20.3	19.7	20.6	21.0
x=2H y=12H	19.5	20.4	19.8	20.7	21.1	19.4	20.3	19.7	20.6	21.0
x=4H y=2H	17.7	18.8	18.1	19.1	19.4	17.7	18.8	18.0	19.1	19.4
x=4H y=3H	19.3	20.2	19.6	20.5	20.9	19.2	20.2	19.6	20.5	20.9
x=4H y=4H	19.9	20.8	20.3	21.1	21.5	19.9	20.7	20.3	21.0	21.4
x=4H y=6H	20.4	21.1	20.8	21.5	21.9	20.3	21.0	20.7	21.4	21.8
x=4H y=8H	20.5	21.2	20.9	21.6	22.0	20.4	21.1	20.8	21.5	21.9
x=4H y=12H	20.5	21.2	21.0	21.6	22.0	20.4	21.1	20.9	21.5	21.9
x=8H y=4H	20.1	20.8	20.6	21.2	21.6	20.1	20.8	20.5	21.2	21.6
x=8H y=6H	20.7	21.3	21.2	21.7	22.1	20.6	21.2	21.1	21.6	22.1
x=8H y=8H	20.9	21.4	21.4	21.8	22.3	20.8	21.3	21.3	21.7	22.2
x=8H y=12H	21.0	21.4	21.5	21.9	22.4	20.9	21.3	21.4	21.8	22.3
x=12H y=4H	20.1	20.8	20.6	21.2	21.6	20.1	20.7	20.5	21.1	21.6
x=12H y=6H	20.7	21.2	21.2	21.7	22.2	20.7	21.2	21.1	21.6	22.1
x=12H y=8H	20.9	21.4	21.4	21.8	22.3	20.9	21.3	21.3	21.7	22.2

Luminaire

Code 90628L900

Name ROFY 85 D0900 LIGHT+ 840 LO

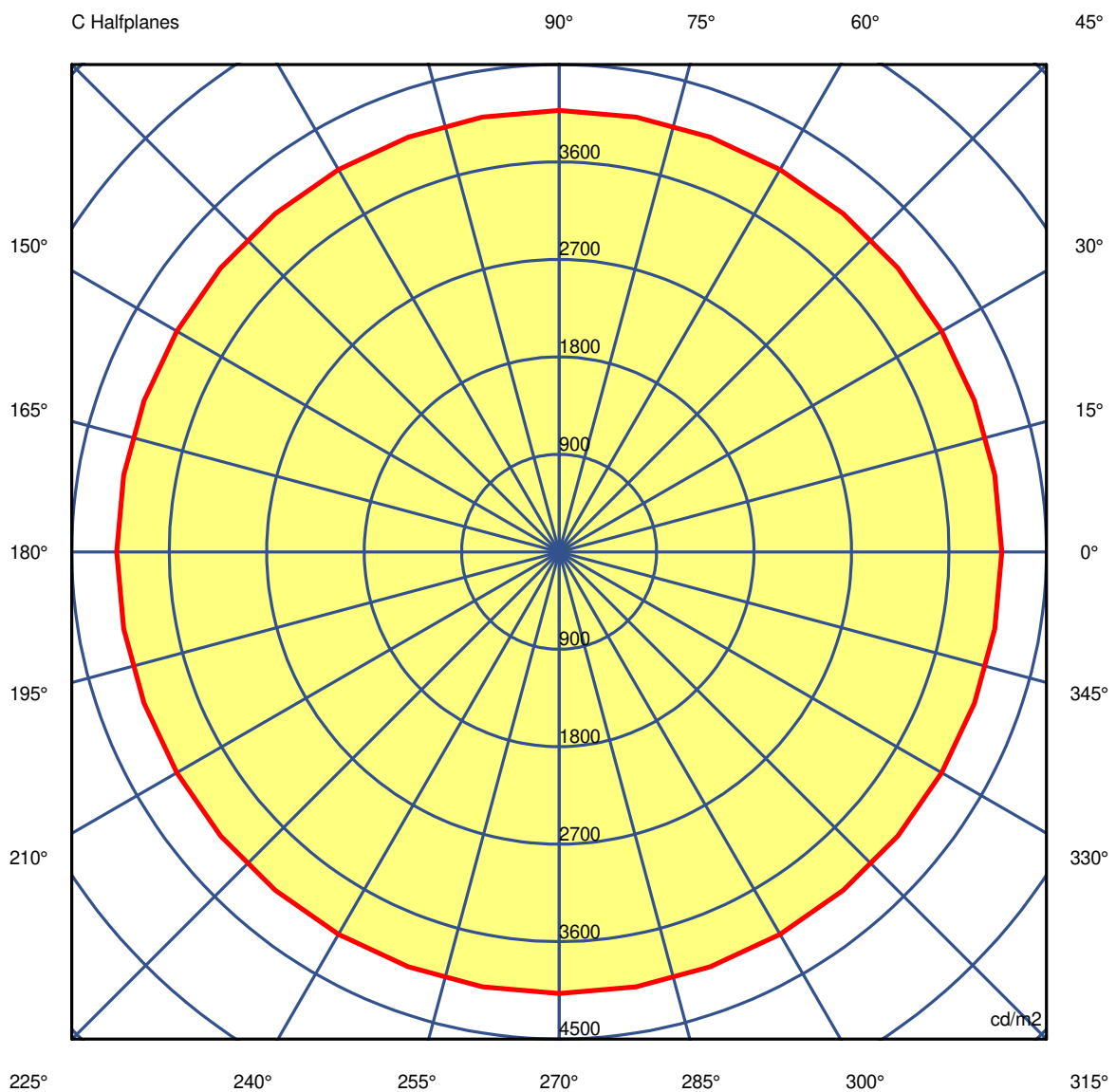
Measurem.

Code 4/8/2023

Name ROFY 85 D0900 LIGHT+ 840 LO

Luminaire Flux	8505 lm	Luminaire Power	53.3 W	Efficacy	159.507 lm/W	Efficiency	82.03%
Source Flux	10368 lm	Maximum value	305.90 cd/klm	Position	C=0.00 G=0.00	CG Double Symmetrical	

Luminance



45.0°

Luminaire

Code 90628L900

Name ROFY 85 D0900 LIGHT+ 840 LO

Measurement

Code 4/8/2023

Name ROFY 85 D0900 LIGHT+ 840 LO

Luminaire Flux	8505 lm	Luminaire Power		53.3 W		Efficacy		159.507 lm/W		Efficiency		82.03%	
Source Flux	10368 lm	Maximum value		305.90 cd/klm		Position		C=0.00 G=0.00		CG		Double Symmetrical	
Luminance cd/m2 Table 1/3													
	C 0.00	C 10.00	C 20.00	C 30.00	C 40.00	C 50.00	C 60.00	C 70.00	C 80.00	C 90.00	C 100.00	C 110.00	C 120.00
G 0.0	5215	5215	5215	5215	5215	5215	5215	5215	5215	5215	5215	5215	5215
G 5.0	5152	5151	5149	5147	5149	5150	5150	5151	5151	5148	5151	5151	5150
G 10.0	5069	5068	5066	5064	5066	5069	5069	5067	5066	5067	5066	5067	5069
G 15.0	4972	4971	4969	4967	4967	4969	4970	4967	4967	4970	4967	4967	4970
G 20.0	4857	4856	4853	4851	4854	4855	4853	4853	4853	4851	4853	4853	4853
G 25.0	4728	4726	4723	4721	4724	4725	4723	4721	4721	4723	4721	4721	4723
G 30.0	4586	4584	4583	4582	4583	4583	4580	4580	4580	4580	4580	4580	4580
G 35.0	4434	4429	4428	4428	4426	4427	4430	4426	4424	4424	4424	4426	4430
G 40.0	4262	4262	4261	4260	4260	4259	4256	4258	4258	4254	4258	4258	4256
G 45.0	4087	4085	4081	4079	4081	4080	4077	4078	4079	4079	4079	4078	4077
G 50.0	3890	3889	3887	3886	3886	3886	3886	3884	3884	3884	3884	3884	3886
G 55.0	3678	3677	3675	3673	3672	3670	3668	3668	3667	3663	3667	3668	3668
G 60.0	3432	3428	3425	3423	3423	3422	3418	3416	3414	3412	3414	3416	3418
G 65.0	3150	3144	3137	3131	3131	3129	3122	3119	3118	3118	3118	3119	3122
G 70.0	2801	2793	2789	2787	2783	2774	2764	2758	2757	2757	2757	2758	2764
G 75.0	2370	2364	2357	2347	2335	2326	2320	2311	2304	2302	2304	2311	2320
G 80.0	1816	1814	1804	1787	1767	1751	1741	1736	1733	1729	1733	1736	1741
G 85.0	1049	1049	1046	1041	1008	982	976	970	965	959	965	970	976
G 90.0	166	166	166	166	166	166	166	166	166	166	166	166	166

Luminaire

Code 90628L900

Name ROFY 85 D0900 LIGHT+ 840 LO

Measurement

Code 4/8/2023

Name ROFY 85 D0900 LIGHT+ 840 LO

Luminaire Flux	8505 lm		Luminaire Power		53.3 W		Efficacy		159.507 lm/W		Efficiency		82.03%	
Source Flux	10368 lm		Maximum value		305.90 cd/klm		Position		C=0.00 G=0.00		CG		Double Symmetrical	
Luminance cd/m2														
Table 2/3														
	C 130.00	C 140.00	C 150.00	C 160.00	C 170.00	C 180.00	C 190.00	C 200.00	C 210.00	C 220.00	C 230.00	C 240.00	C 250.00	
G 0.0	5215	5215	5215	5215	5215	5215	5215	5215	5215	5215	5215	5215	5215	
G 5.0	5150	5149	5147	5149	5151	5152	5151	5149	5147	5149	5150	5150	5151	
G 10.0	5069	5066	5064	5066	5068	5069	5068	5066	5064	5066	5069	5069	5067	
G 15.0	4969	4967	4967	4969	4971	4972	4971	4969	4967	4967	4969	4970	4967	
G 20.0	4855	4854	4851	4853	4856	4857	4856	4853	4851	4854	4855	4853	4853	
G 25.0	4725	4724	4721	4723	4726	4728	4726	4723	4721	4724	4725	4723	4721	
G 30.0	4583	4583	4582	4583	4584	4586	4584	4583	4582	4583	4583	4580	4580	
G 35.0	4427	4426	4428	4428	4429	4434	4429	4428	4428	4426	4427	4430	4426	
G 40.0	4259	4260	4260	4261	4262	4262	4262	4261	4260	4260	4259	4256	4258	
G 45.0	4080	4081	4079	4081	4085	4087	4085	4081	4079	4081	4080	4077	4078	
G 50.0	3886	3886	3886	3887	3889	3890	3889	3887	3886	3886	3886	3886	3884	
G 55.0	3670	3672	3673	3675	3677	3678	3677	3675	3673	3672	3670	3668	3668	
G 60.0	3422	3423	3423	3425	3428	3432	3428	3425	3423	3423	3422	3418	3416	
G 65.0	3129	3131	3131	3137	3144	3150	3144	3137	3131	3131	3129	3122	3119	
G 70.0	2774	2783	2787	2789	2793	2801	2793	2789	2787	2783	2774	2764	2758	
G 75.0	2326	2335	2347	2357	2364	2370	2364	2357	2347	2335	2326	2320	2311	
G 80.0	1751	1767	1787	1804	1814	1816	1814	1804	1787	1767	1751	1741	1736	
G 85.0	982	1008	1041	1046	1049	1049	1049	1046	1041	1008	982	976	970	
G 90.0	166	166	166	166	166	166	166	166	166	166	166	166	166	

Luminaire

Code 90628L900

Name ROFY 85 D0900 LIGHT+ 840 LO

Measurem.

Code 4/8/2023

Name ROFY 85 D0900 LIGHT+ 840 LO

Luminaire Flux	8505 lm	Luminaire Power	53.3 W	Efficacy	159.507 lm/W	Efficiency	82.03%
----------------	---------	-----------------	--------	----------	--------------	------------	--------

Source Flux	10368 lm	Maximum value	305.90 cd/klm	Position	C=0.00 G=0.00	CG	Double Symmetrical
-------------	----------	---------------	---------------	----------	---------------	----	--------------------

Luminance cd/m2 Table 3/3

	C 260.00	C 270.00	C 280.00	C 290.00	C 300.00	C 310.00	C 320.00	C 330.00	C 340.00	C 350.00
G 0.0	5215	5215	5215	5215	5215	5215	5215	5215	5215	5215
G 5.0	5151	5148	5151	5151	5150	5150	5149	5147	5149	5151
G 10.0	5066	5067	5066	5067	5069	5069	5066	5064	5066	5068
G 15.0	4967	4970	4967	4967	4970	4969	4967	4967	4969	4971
G 20.0	4853	4851	4853	4853	4853	4855	4854	4851	4853	4856
G 25.0	4721	4723	4721	4721	4723	4725	4724	4721	4723	4726
G 30.0	4580	4580	4580	4580	4580	4583	4583	4582	4583	4584
G 35.0	4424	4424	4424	4426	4430	4427	4426	4428	4428	4429
G 40.0	4258	4254	4258	4258	4256	4259	4260	4260	4261	4262
G 45.0	4079	4079	4079	4078	4077	4080	4081	4079	4081	4085
G 50.0	3884	3884	3884	3884	3886	3886	3886	3886	3887	3889
G 55.0	3667	3663	3667	3668	3668	3670	3672	3673	3675	3677
G 60.0	3414	3412	3414	3416	3418	3422	3423	3423	3425	3428
G 65.0	3118	3118	3118	3119	3122	3129	3131	3131	3137	3144
G 70.0	2757	2757	2757	2758	2764	2774	2783	2787	2789	2793
G 75.0	2304	2302	2304	2311	2320	2326	2335	2347	2357	2364
G 80.0	1733	1729	1733	1736	1741	1751	1767	1787	1804	1814
G 85.0	965	959	965	970	976	982	1008	1041	1046	1049
G 90.0	166	166	166	166	166	166	166	166	166	166